

SUREGRIP BZL
MIG/MAG SERIES



Welding Tools for the Professional

A Smart Approach

Parker Torchology is shaped by people with vision, a passion for improvement and a belief in delivering the very best Welding and Cutting Torch Range in the World.

We expect a great deal from our products, so we ask a lot of ourselves and our engineers.

Our mantra: **Innovation, Technology, Performance.**



DNA

Design and Engineering excellence are at the core of everything we do.

Every torch we build is driven by our relentless pursuit of perfection.

Premium Features

At Parker Torchology we do things differently, we strive to solve your problems with the perfect product to suit your needs. We create smart product features encased in cutting-edge design to ensure you always have the best tools to hand.





Production


A fusion of precision production engineering, our bespoke processing techniques and a fanatical attention to detail ensures every welding torch we produce is worthy of the Parker Torchology name.

Testing, Testing, Testing

It takes patience to develop a new product, it's a lot more than a great idea.

Product development is an iterative process, trying something over and over, changing one small variable at a time.

We build endless prototypes and test pieces that undergo months of rigorous testing. Only once a product has passed up to 88 different test procedures, with every single part tested separately do we consider our latest designs ready for market.



Partners

Our customers and business partners play a vital role in our development. With the core aim to strive together, we work with end-users, distributors and academic institutions alike.

As a result we share fundamental values in order to succeed in our respective market places, supporting economic growth and collaborative opportunities with others.



A Bright Future

Technology doesn't stand still, which is why we are constantly innovating to bring you the best products on the market.

Our strong vision and focused innovation strategy, not to mention our passion to revolutionize the industry, ensure that Parker Torchology is a byword for excellence.

We Talk Torches

Ranges

BZL Mig/Mag Torch Series

Suregrip BZL Mig/Mag Torch Range	5
Suregrip Ultra BZL Mig/Mag Torch Range	27
Duragrip BZL Mig/Mag Torch Range	45

Contents

Suregrip BZL Mig/Mag Torch Range Features Focus	6
Suregrip BZL Mig/Mag Torch Range Overview and Ratings	10

Torch Range

Suregrip BZL SGB/SGF 150A	14
Suregrip BZL SGB 240A	15
Suregrip BZL SGB/SGF 250A	16
Suregrip BZL SGB 360A	17
Suregrip BZL SGB 380A	18

Suregrip BZL SGB 240W	19
Suregrip BZL SGB 401W	20
Suregrip BZL SGB 501W	21
Suregrip BZL SGB 555W	22
Suregrip BZL SGB 605W	23

Suregrip BZL SB 250A Auto	24
Suregrip BZL SB 360A Auto	25
Suregrip BZL SB 501W Auto	26

Wear Parts

Nozzles	35
Nozzle Adaptors	35
Contact Tips	36
Tip Adaptors	37
Diffusers	38
Liners	39

Rear-End Spare Parts	66
----------------------	----

Air-Cooled

Liquid-Cooled

Auto

Suregrip BZL Mig/Mag Torch Range

Air-Cooled Features Focus

Air-Cooled

The Suregrip BZL series combines ergonomics and premium feature sets for today's welding professionals.

Welding Tools for the Professional



100% Binzel® "Grip Series" Compatibility Guaranteed

Quality Wear Parts


All wear parts are manufactured to the same specification as the original manufacturer ensuring reliability, longevity and superior performance

- Contact tips are manufactured using high quality copper alloys
- Standard and high-performance options are available for tip adaptors, diffusers and swan necks

Ergonomics – For Comfort and Handleability

Every detail has been considered to ensure the welder has the very best handling in all positions

- Screwless designed handle with maximized soft grips for improved balance and positionability
- Torch handles disassemble in 5 seconds for rapid fault analysis
- The addition of a knuckle joint enables small movements of the handle and neck independently of the cable assembly
- Cable supports are designed to combine flexibility with smooth and consistent wire feed



"Plug and Play" Configurability

One + Plus system configured to your exact needs

- "Plug and play" switch interchangeability in seconds! - try it!
- Switches are available with standard and extended lever options
- Micro-switch options for repetitive start/stop applications, digital power source control or harsh and dusty environments

Features Focus

World Class Welding Performance



Swan Necks


Engineered For Extended Service Life

- Chrome plated nozzle seat provides extra durability
- Higher amperage Air-Cooled swan necks utilize fluted copper profiles for superior performance

Superior Flexibility and Durability

Duraflex high performance power cables

- Cable sets offer the ultimate in heat and burn resistance. Fused by an electron beam process that maximizes flexibility and durability
- All Suregrip series Air-Cooled torches are manufactured from Duraflex copper cable systems



Ease of Maintenance

Functionality and ease of repair

- Screwless design solutions. Euro housing sets ensure minimum downtime and productivity – No tools required!
- The Euro body has been redesigned to improve gas seal integrity in Argon applications
- Our spring pins – often copied,,, can't be beaten

The Smart Way To Buy Welding and Cutting Tools



Suregrip BZL Mig/Mag Torch Range

Liquid-Cooled Features Focus

Liquid-Cooled

Parker Torchology Liquid-Cooled torches offer maximum reliability and durability. The culmination of 35 years of constant improvement, feature sets and raw material selection are fine tuned for optimum performance.

Welding Tools for the Professional



100% Binzel® "Grip Series" Compatibility Guaranteed

Premium Performance Wear Parts


All front-end wear parts are manufactured to improve current transfer and increase component longevity and ensure superior performance

- Contact tips are manufactured from premium grade copper alloys; we don't sacrifice performance by using low end or recycled raw materials
- Optional high conductivity tip adaptors and heavy duty diffusers are available

Swan Necks

Engineered For Extended Service Life

- Chrome plated nozzle seat provides extra durability
- Tip adaptor seats produced from a special grade copper alloy for increased service life.




Ergonomics - For Comfort and Handleability

Every detail has been considered to ensure the welder has the very best handling experience

- Screwless designed handle with maximized soft grips for improved balance and positionability
- Torch handles disassemble in 5 seconds for rapid fault analysis
- Handles have been re-engineered to prevent trapped wires
- The addition of a knuckle joint enables small movements of the handle and neck independently of the cable assembly
- Cable supports are designed to combine flexibility with smooth and consistent wire feed

Features Focus

World Class Welding Performance



"Plug and Play" Configurability

One + Plus system configured to your exact needs

- "Plug and play" switch interchangeability in seconds! - try it!
- Switches are available with standard and extended lever options
- Micro-switch options for repetitive start/stop applications, digital power source control or harsh and dusty environments

Superior Flexibility and Durability

Hydroflex cable systems

- Cable set materials enhanced to increase service life
- High grade outer liner material prolongs flex life,,, over 1 million flexes in tests
- The copper conductor is coated to prevent premature corrosion from poor quality water and coolant additives



Ease of Maintenance

Functionality and ease of repair

- Screwless design solutions. Euro housing sets ensure minimum downtime and productivity – No tools required!
- The Euro body has been redesigned to improve gas seal integrity in Argon applications
- Our spring pins – often copied,,, can't be beaten



The Smart Way To Buy Welding and Cutting Tools

Suregrip BZL Mig/Mag Torch Range

Ratings: 150 Amp to 550 Amp, Mixed Gas



Model	SGB 150A	SGF 150A	SGB 240A	SGB 250A
Technical Data				
Cooling Method	Air-Cooled	Air-Cooled	Air-Cooled	Air-Cooled
Rating: CO ₂	180A	180A	250A	230A
Rating: Mixed Gas	150A	150A	220A	200A
Duty Cycle	60%	60%	60%	60%
Wire Size	0.6-1.0	0.6-1.0	0.8-1.2	0.8-1.2
Minimum Water Flow	-	-	-	-
Minimum Water Inlet Pressure	-	-	-	-
Minimum Cooling Requirements	-	-	-	-
Maximum Water Inlet Pressure	-	-	-	-
Maximum Water Inlet Temperature	-	-	-	-
Order Codes				
3mt	SGB1500-30ER	SGF1500-30ER	SGB2400-30ER	SGB2500-30ER
4mt	SGB1500-40ER	SGF1500-40ER	SGB2400-40ER	SGB2500-40ER
5mt	SGB1500-50ER	SGF1500-50ER	SGB2400-50ER	SGB2500-50ER

Suregrip BZL Mig/Mag Torch Range

Ratings: 150 Amp to 550 Amp, Mixed Gas



Model	SGF 250A	SGB 360A	SGB 380A	SGB 240W
Technical Data				
Cooling Method	Air-Cooled	Air-Cooled	Air-Cooled	Liquid-Cooled
Rating: CO ₂	230A	320A	350A	300A
Rating: Mixed Gas	200A	290A	320A	270A
Duty Cycle	60%	60%	60%	100%
Wire Size	0.8-1.2	0.8-1.2	1.0-1.6	0.8-1.2
Minimum Water Flow	-	-	-	1.2l/min
Minimum Water Inlet Pressure	-	-	-	2.0Bar
Minimum Cooling Requirements	-	-	-	900W
Maximum Water Inlet Pressure	-	-	-	5.0Bar
Maximum Water Inlet Temperature	-	-	-	50°C
Order Codes				
3mt	SGF2500-30ER	SGB3600-30ER	SGB3800-30ER	SGB2400W-30ER
4mt	SGF2500-40ER	SGB3600-40ER	SGB3800-40ER	SGB2400W-40ER
5mt	SGF2500-50ER	SGB3600-50ER	SGB3800-50ER	SGB2400W-50ER




Model	SGB 401W	SGB 501W	SGB 555W	SGB 605W
Technical Data				
Cooling Method	Liquid-Cooled	Liquid-Cooled	Liquid-Cooled	Liquid-Cooled
Rating: CO ₂	400A	500A	550A	600A
Rating: Mixed Gas	350A	450A	500A	550A
Rating: Pulse	-	-	400A	450A
Duty Cycle	100%	100%	100%	100%
Wire Size	0.8-1.2	1.0-1.6	1.0-1.6	1.0-1.6
Minimum Water Flow	1.2l/min	1.2l/min	1.2l/min	1.2l/min
Minimum Water Inlet Pressure	2.0Bar	2.0Bar	2.0Bar	2.0Bar
Minimum Cooling Requirements	1000W	1200W	1500W	1700W
Maximum Water Inlet Pressure	5.0Bar	5.0Bar	5.0Bar	5.0Bar
Maximum Water Inlet Temperature	50°C	50°C	50°C	50°C
Order Codes				
3mt	SGB4001-30ER	SGB5000-30ER	SGB5550-30ER	SGB6050-30ER
4mt	SGB4001-40ER	SGB5000-40ER	SGB5550-40ER	SGB6050-40ER
5mt	SGB4001-50ER	SGB5000-50ER	SGB5550-50ER	SGB6050-50ER

Suregrip BZL Mig/Mag Torch Range

Ratings: 150 Amp to 550 Amp, Mixed Gas



Model	SB250A Auto	SB360A Auto	SB501W Auto
Technical Data			
Cooling Method	Air-Cooled	Air-Cooled	Liquid-Cooled
Rating: CO ₂	230A	320A	500A
Rating: Mixed Gas	200A	290A	450A
Rating: Pulse	-	-	-
Duty Cycle	60%	60%	100%
Wire Size	0.8-1.2	0.8-1.2	1.0-1.6
Minimum Water Flow	-	-	1.2l/min
Minimum Water Inlet Pressure	-	-	2.0Bar
Minimum Cooling Requirements	-	-	1200W
Maximum Water Inlet Pressure	-	-	5.0Bar
Maximum Water Inlet Temperature	-	-	50°C
Order Codes			
3mt	SB2500-20A	SB3600-20A	SB5000-20A
4mt	SB2500-30A	SB3600-30A	SB5000-30A
5mt	SB2500-40A	SB3600-40A	SB5000-40A



one + plus system

Torches

Description	Part No.		
	3mt	4mt	5mt
Suregrip Air-Cooled Torch Package	SGB1500-30ER	SGB1500-40ER	SGB1500-50ER
Suregrip Air-Cooled Flex Neck Torch Package	SGF1500-30ER	SGF1500-40ER	SGF1500-50ER

Wear Parts

A Nozzles

Part No.	Description	Bore	Wall	Material
PB1529	Cylindrical Nozzle	16.0	0.9mm	Cu
*PB1530	Conical Nozzle	12.0	0.9mm	Cu
PB1531	Tapered Nozzle	10.5	0.9mm	Cu
PB1532	Bottle Nozzle	12.8	0.9mm	Cu
PB1533	Spot Welding Nozzle	16.0	0.9mm	Cu

B Contact Tips

Part No.	Description	Material	Wire Size	
			mm	Inch
PB1527-06	Contact Tip	Cu	0.6	0.023"
*PB1527-08	Contact Tip	Cu	0.8	0.030"
PB1527-09	Contact Tip	Cu	0.9	0.035"
PB1527-10	Contact Tip	Cu	1.0	0.040"

C Tip Adaptors

Part No.	Description	Material
*PB1507LH	Tip Adaptor Left Hand	Brass


D Liners

Part No.	Description	Length	Wire Size
			mm
*PB1535-30	Steel Liner x 3mt	3.4mt	0.6-0.9
*PB1535-40	Steel Liner x 4mt	4.4mt	0.6-0.9
*PB1535-50	Steel Liner x 5mt	5.4mt	0.6-0.9

Spare Parts

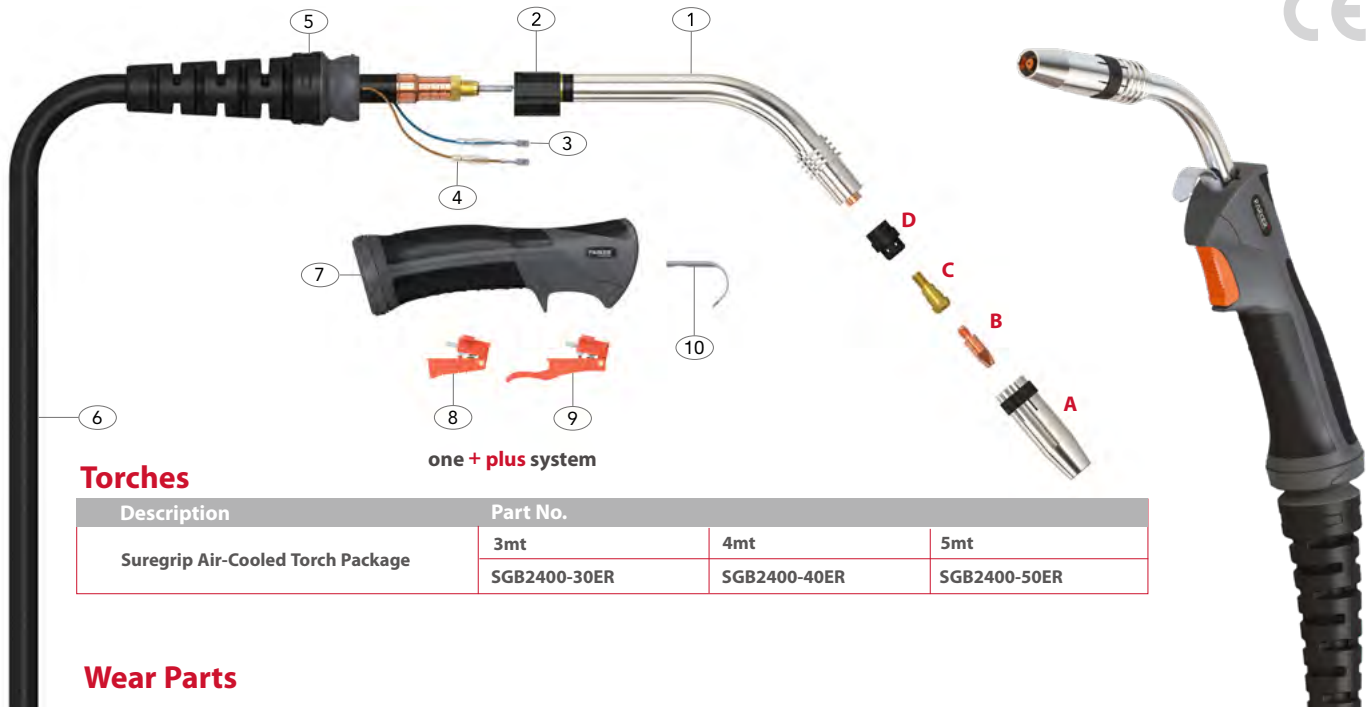
Part No.	Description
1	PB1504 Shroud Spring
2	PE1501 Swan Neck Assembly
2a	PF1501 Flex Neck Assembly
3	PG1515 Ergo Handle Location Body
4	PB1521 Cable Terminal
5	PB1521-C Cable Terminal Cover
6	PG8015 Handle Cable Support
7	PS1517-30 Duraflex Cable Assembly x 3mt
	PS1517-40 Duraflex Cable Assembly x 4mt
	PS1517-50 Duraflex Cable Assembly x 5mt
8	SGB2514 Ergo Handle Kit c/w Lock Nut
9	DGB2516 Standard Trigger Assembly
10	DGB2516L Extended Trigger Assembly
11	PB2517 Hanger Hook

*Denotes torch package standard wear part set-up
For more information please refer to the following sections:
•Master Wear Parts Table Page 35-43
•Rear-End / Cable Parts Page 66-68



SGB 240A Suregrip BZL Mig/Mag Torch Range

Rating: 250A CO₂, 220A mixed gas, EN60974-7 @ 60% duty cycle. 0.8 to 1.2mm wires
Air-Cooled Mig Welding Torch



Torches

Description	Part No.		
	3mt	4mt	5mt
Suregrip Air-Cooled Torch Package	SGB2400-30ER	SGB2400-40ER	SGB2400-50ER

Wear Parts

A Nozzles

Part No.	Description	Bore	Wall	Material
PB2415	Cylindrical Nozzle	17.2	1.40mm	Cu
*PB2416	Conical Nozzle	12.6	1.40mm	Cu
PB2417	Tapered Nozzle	10.0	1.40mm	Cu

E Liners

Part No.	Description	Length	Wire Size
			mm
*PB2524-30	Steel Liner x 3mt	3.4mt	1.0-1.2
*PB2524-40	Steel Liner x 4mt	4.4mt	1.0-1.2
*PB2524-50	Steel Liner x 5mt	5.4mt	1.0-1.2

B Contact Tips

Part No.	Description	Material	Wire Size	
			mm	Inch
PB2504-08	Contact Tip	Cu	0.8	0.030"
*PB2504-10	Contact Tip	Cu	1.0	0.040"
PB2504-12	Contact Tip	Cu	1.2	0.045"
PB2504-12A	Contact Tip	Cu	1.2	0.045"
PB2505-08	Contact Tip	CuCrZr	0.8	0.030"
PB2505-10	Contact Tip	CuCrZr	1.0	0.040"
PB2505-12	Contact Tip	CuCrZr	1.2	0.045"
PB2505-12A	Contact Tip	CuCrZr	1.2	0.045"

Spare Parts

Part No.	Description
1	PG2401 Swan Neck Assembly
2	PG1515 Ergo Handle Location Body
3	PB1521 Cable Terminal
4	PB1521-C Cable Terminal Cover
5	PG8015 Handle Cable Support
6	PS2403-30 Duraflex Cable Assembly x 3mt
	PS2403-40 Duraflex Cable Assembly x 4mt
	PS2403-50 Duraflex Cable Assembly x 5mt
7	SGB2514 Ergo Handle Kit c/w Lock Nut
8	DGB2516 Standard Trigger Assembly
9	DGB2516L Extended Trigger Assembly
10	PB2517 Hanger Hook


C Tip Adaptors

Part No.	Description	Material
*PB2412	Tip Adaptor	Brass

D Diffusers

Part No.	Description	Colour	Material
*PB2405B	Diffuser	Black	DMC3
PB2405C	Diffuser	White	Ceramic
PB2405W	Diffuser	White	DMC3
PB2405S	Diffuser	Red	Silicon

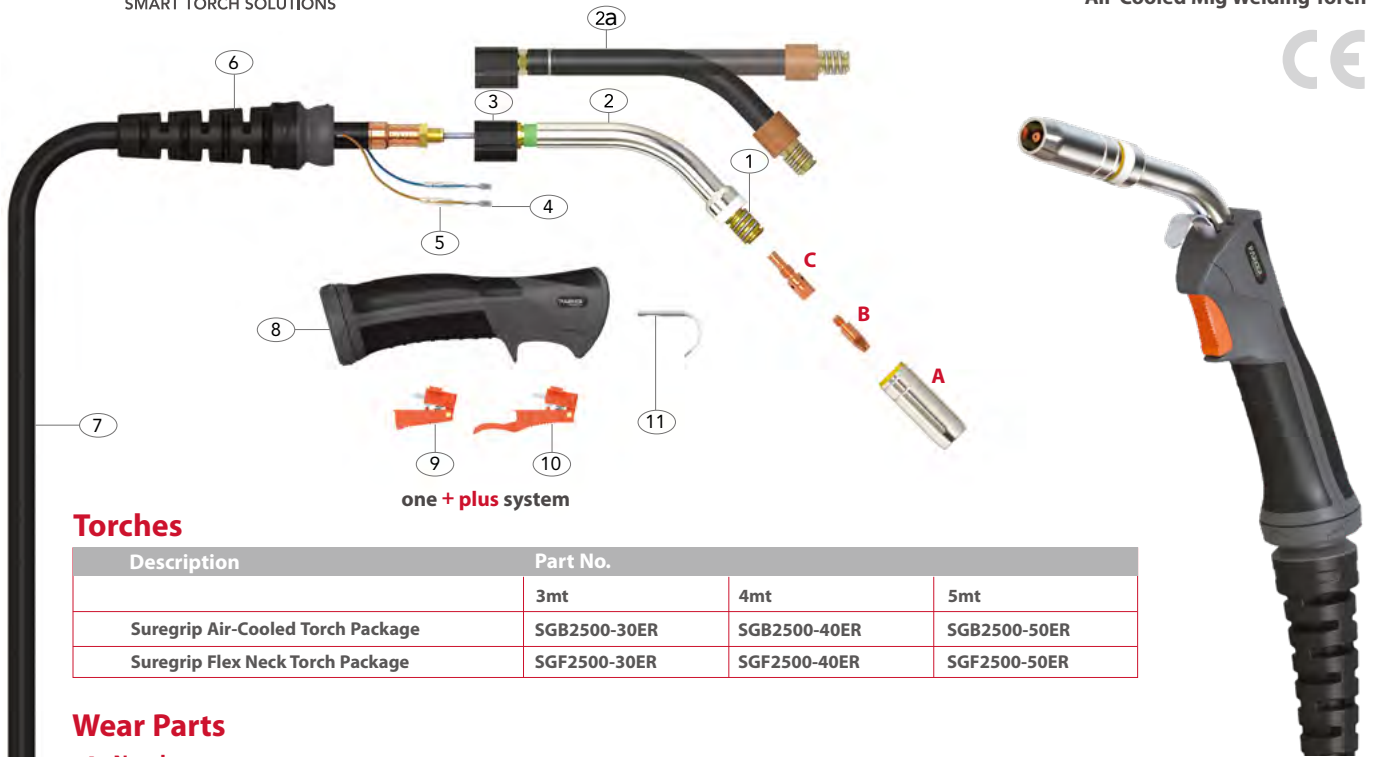
*Denotes torch package standard wear part set-up
For more information please refer to the following sections:
• Master Wear Parts Table Page 35-43
• Rear-End / Cable Parts Page 66-68



SGB/SGF 250A Suregrip BZL Mig/Mag Torch Range

Rating: 230A CO₂, 200A mixed gas, EN60974-7 @ 60% duty cycle. 0.8 to 1.2mm wires

Air-Cooled Mig Welding Torch



Torches

Description	Part No.		
	3mt	4mt	5mt
Suregrip Air-Cooled Torch Package	SGB2500-30ER	SGB2500-40ER	SGB2500-50ER
Suregrip Flex Neck Torch Package	SGF2500-30ER	SGF2500-40ER	SGF2500-50ER

Wear Parts

A Nozzles

Part No.	Description	Bore	Wall	Material
PB2507	Cylindrical Nozzle	18.0	1.5mm	Cu
*PB2508	Conical Nozzle	15.0	1.5mm	Cu
PB2509	Tapered Nozzle	12.0	1.5mm	Cu
PB2510	Bottle Nozzle	14.5	1.5mm	Cu
PB2511	Spot Welding Nozzle	18.0	1.5mm	Cu

B Contact Tips M8

Part No.	Description	Material	Wire Size	
			mm	Inch
PB2504-08	Contact Tip	Cu	0.8	0.030"
*PB2504-10	Contact Tip	Cu	1.0	0.040"
PB2504-12	Contact Tip	Cu	1.2	0.045"
PB2504-10A	Contact Tip	Cu	1.0	0.040"
PB2504-12A	Contact Tip	Cu	1.2	0.045"
PB2505-08	Contact Tip	CuCrZr	0.8	0.030"
PB2505-10	Contact Tip	CuCrZr	1.0	0.040"
PB2505-12	Contact Tip	CuCrZr	1.2	0.045"
PB2505-10A	Contact Tip	CuCrZr	1.0	0.040"
PB2505-12A	Contact Tip	CuCrZr	1.2	0.045"

C Tip Adaptors

Part No.	Description	Material
*PB2506	Tip Adaptor	Brass
PB2536	Tip Adaptor M8	Brass

D Liners

Part No.	Description	Length	Wire Size
*PB2524-30	Steel Liner x 3mt	3.4mt	1.0-1.2
*PB2524-40	Steel Liner x 4mt	4.4mt	1.0-1.2
*PB2524-50	Steel Liner x 5mt	5.4mt	1.0-1.2

Spare Parts

Part No.	Description
1	PB2502 Shroud Spring
2	PG2501 Swan Neck Assembly
2a	PF2501 Flex Neck Assembly
3	PG1515 Ergo Handle Location Body
4	PB1521 Cable Terminal
5	PB1521-C Cable Terminal Cover
6	PG8015 Handle Cable Support
7	PS2503-30 Duraflex Cable Assembly x 3mt
	PS2503-40 Duraflex Cable Assembly x 4mt
	PS2503-50 Duraflex Cable Assembly x 5mt
8	SGB2514 Ergo Handle Kit c/w Lock Nut
9	DGB2516 Standard Trigger Assembly
10	DGB2516L Extended Trigger Assembly
11	PB2517 Hanger Hook

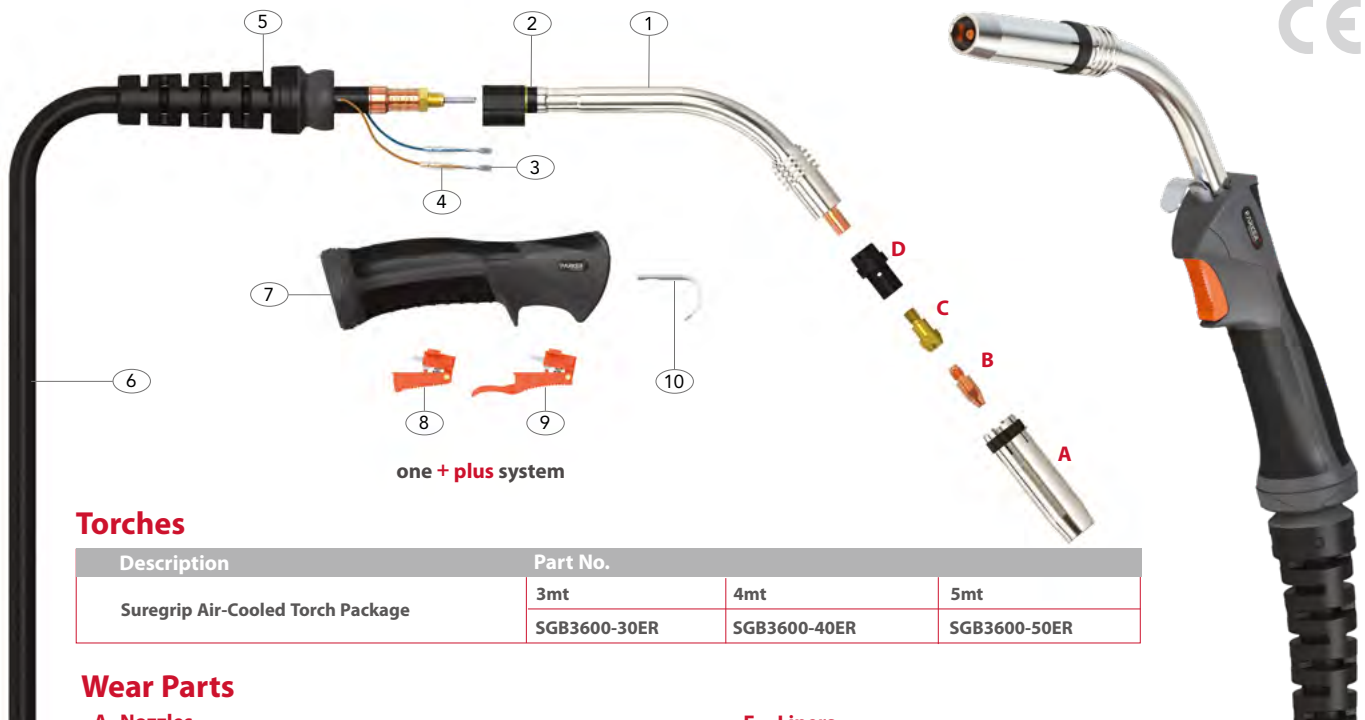
*Denotes torch package standard wear part set-up
For more information please refer to the following sections:
•Master Wear Parts Table Page 35-43
•Rear-End / Cable Parts Page 66-68



SGB 360A Suregrip BZL Mig/Mag Torch Range

Rating: 320A CO₂, 290A mixed gas, EN60974-7 @ 60% duty cycle. 0.8 to 1.2mm wires

Air-Cooled Mig Welding Torch



one + plus system

Torches

Description	Part No.		
	3mt	4mt	5mt
Suregrip Air-Cooled Torch Package	SGB3600-30ER	SGB3600-40ER	SGB3600-50ER

Wear Parts

A Nozzles

Part No.	Description	Bore	Wall	Material
PB3615	Cylindrical Nozzle	19.0	2.25mm	Cu
*PB3616	Conical Nozzle	16.1	2.25mm	Cu
PB3617	Tapered Nozzle	12.0	2.25mm	Cu

E Liners

Part No.	Description	Length	Wire Size
			mm
*PB2524-30	Steel Liner x 3mt	3.4mt	1.0-1.2
*PB2524-40	Steel Liner x 4mt	4.4mt	1.0-1.2
*PB2524-50	Steel Liner x 5mt	5.4mt	1.0-1.2

B Contact Tips

Part No.	Description	Material	Wire Size	
			mm	Inch
PB2504-08	Contact Tip	Cu	0.8	0.030"
PB2504-10	Contact Tip	Cu	1.0	0.040"
PB2504-12	Contact Tip	Cu	1.2	0.045"
PB2504-10A	Contact Tip	Cu	1.0	0.040"
PB4014-08	Contact Tip	Cu	0.8	0.030"
PB4014-10	Contact Tip	Cu	1.0	0.040"
*PB4014-12	Contact Tip	Cu	1.2	0.045"

Spare Parts

Part No.	Description
1	PG3603 Swan Neck Assembly
2	PG1515 Ergo Handle Location Body
3	PB1521 Cable Terminal
4	PB1521-C Cable Terminal Cover
5	PG8016 Handle Cable Support
6	PS3609-30 Duraflex Cable Assembly x 3mt
	PS3609-40 Duraflex Cable Assembly x 4mt
	PS3609-50 Duraflex Cable Assembly x 5mt
7	SGB2514 Ergo Handle Kit c/w Lock Nut
8	DGB2516 Standard Trigger Assembly
9	DGB2516L Extended Trigger Assembly
10	PB2517 Hanger Hook

C Tip Adaptors

Part No.	Description	Material
PB3612	Tip Adaptor	Brass
PB3613	Tip Adaptor	Brass
*PB3614	Tip Adaptor	Brass

D Diffusers

Part No.	Description	Colour	Material
*PB3605B	Diffuser	Black	DMC3
PB3605C	Diffuser	White	Ceramic
PB3605W	Diffuser	White	DMC3

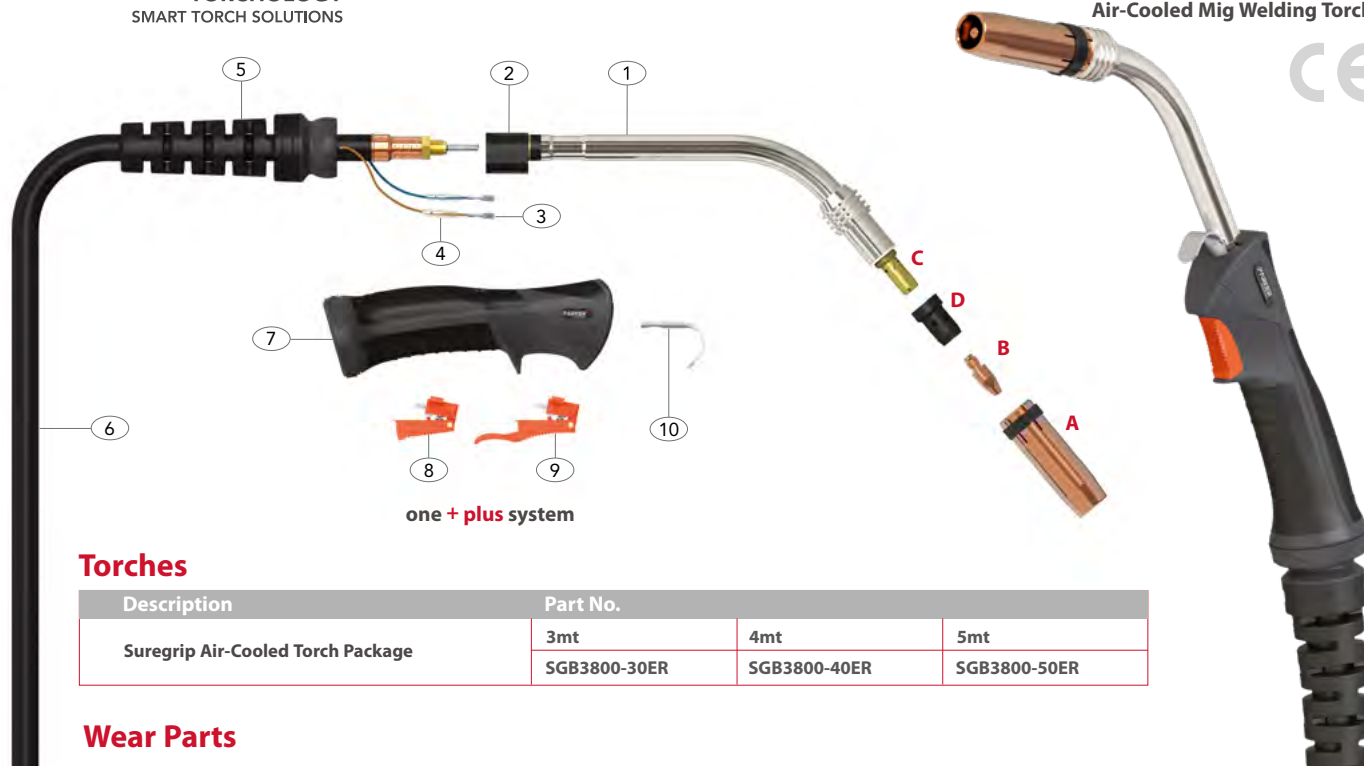
*Denotes torch package standard wear part set-up
For more information please refer to the following sections:
• Master Wear Parts Table Page 35-43
• Rear-End / Cable Parts Page 66-68



SGB 380A Suregrip BZL Mig/Mag Torch Range

Rating: 350A CO₂, 320A mixed gas, EN60974-7 @ 60% duty cycle. 1.0 to 1.6mm wires

Air-Cooled Mig Welding Torch



one + plus system

Torches

Description	Part No.		
	3mt	4mt	5mt
Suregrip Air-Cooled Torch Package	SGB3800-30ER	SGB3800-40ER	SGB3800-50ER

Wear Parts

A Nozzles

Part No.	Description	Bore	Wall	Material
PB5027	Cylindrical Nozzle	19.0	2.25mm	Cu
*PB5028	Conical Nozzle	16.0	2.25mm	Cu
PB5028HD	Conical Nozzle	16.0	3.20mm	Cu
PB5029	Tapered Nozzle	14.0	2.25mm	Cu

B Contact Tips

Part No.	Description	Material	Wire Size	
			mm	Inch
PB4014-10	Contact Tip	Cu	1.0	0.040"
*PB4014-12	Contact Tip	Cu	1.2	0.045"
PB4014-16	Contact Tip	Cu	1.6	0.063"
PB4015-12	Contact Tip	CuCrZr	1.2	0.045"
PB4015-16	Contact Tip	CuCrZr	1.6	0.063"

C Tip Adaptors

Part No.	Description	Material
*PB3812	Tip Adaptor	Brass

D Diffusers

Part No.	Description	Colour	Material
*PB5005B	Diffuser	Black	DM3
PB5005W	Diffuser	White	DM3

E Liners

Part No.	Description	Length	Wire Size
			mm
*PB2524-30	Steel Liner x 3mt	3.4mt	1.0-1.2
*PB2524-40	Steel Liner x 4mt	4.4mt	1.0-1.2
*PB2524-50	Steel Liner x 5mt	5.4mt	1.0-1.2

Spare Parts

Part No.	Description
1	PG3801 Swan Neck Assembly
2	PG1515 Ergo Handle Location Body
3	PB1521 Cable Terminal
4	PB1521-C Cable Terminal Cover
5	PG8016 Handle Cable Support
6	PS3809-30 Duraflex Cable Assembly x 3mt
	PS3809-40 Duraflex Cable Assembly x 4mt
	PS3809-50 Duraflex Cable Assembly x 5mt
7	SGB2514 Ergo Handle Kit c/w Lock Nut
8	DGB2516 Standard Trigger Assembly
9	DGB2516L Extended Trigger Assembly
10	PB2517 Hanger Hook

*Denotes torch package standard wear part set-up

For more information please refer to the following sections:

- Master Wear Parts Table Page 35-43
- Rear-End / Cable Parts Page 66-68

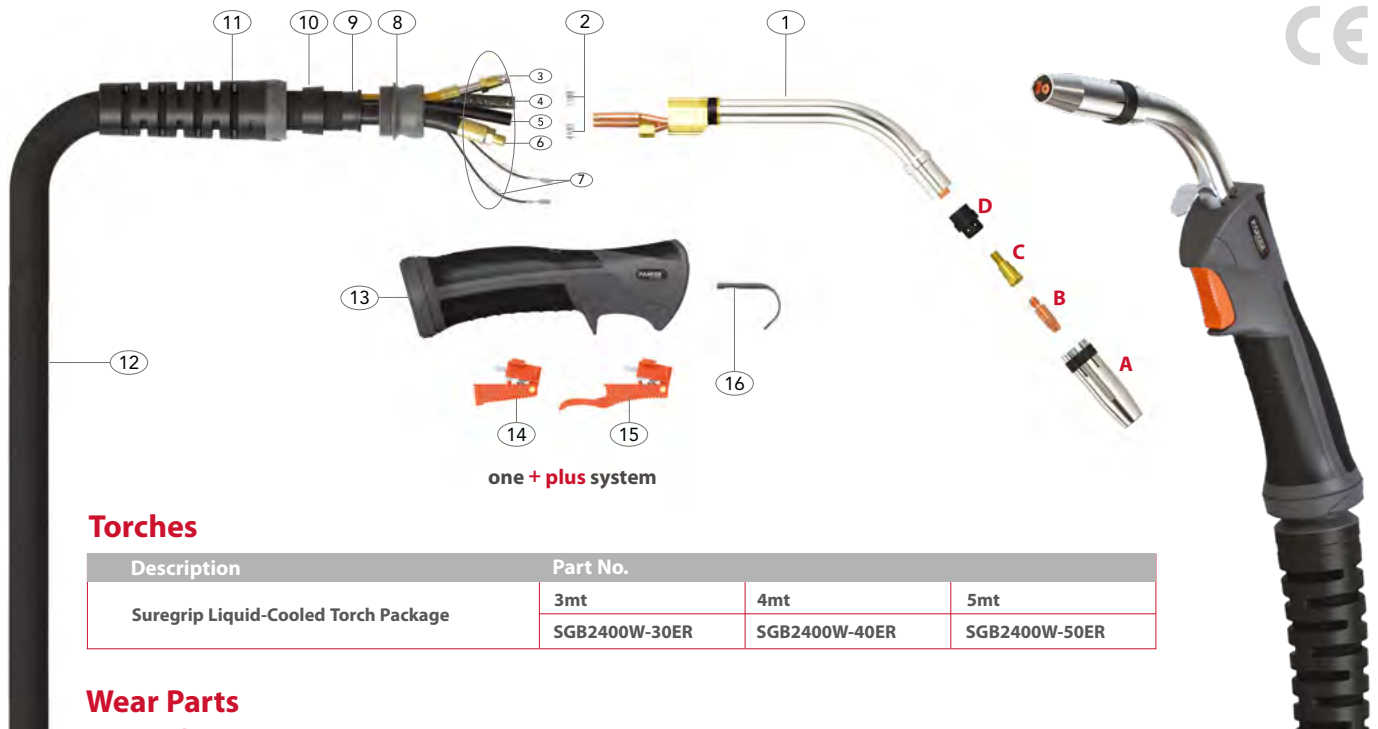


SGB 240W Suregrip BZL Mig/Mag Torch Range

Rating: 300A CO₂, 270A mixed gas, EN60974-7 @ 100% duty cycle. 0.8 to 1.2mm wires

Liquid-Cooled Mig Welding Torch

PARKER
TORCHOLGY
SMART TORCH SOLUTIONS



one + plus system

Torches

Description	Part No.		
	3mt	4mt	5mt
Suregrip Liquid-Cooled Torch Package	SGB2400W-30ER	SGB2400W-40ER	SGB2400W-50ER

Wear Parts

A Nozzles

Part No.	Description	Bore	Wall	Material
PB2415	Cylindrical Nozzle	17.2	1.40mm	Cu
*PB2416	Conical Nozzle	12.6	1.40mm	Cu
PB2417	Tapered Nozzle	10.0	1.40mm	Cu

B Contact Tips

Part No.	Description	Material	Wire Size	
			mm	Inch
PB2504-08	Contact Tip	Cu	0.8	0.030"
*PB2504-10	Contact Tip	Cu	1.0	0.040"
PB2504-12	Contact Tip	Cu	1.2	0.045"

C Tip Adaptors

Part No.	Description	Material
*PB2412	Tip Adaptor	Brass

D Diffusers

Part No.	Description	Colour	Material
*PB2405B	Diffuser	Black	DMC3
PB2405C	Diffuser	White	Ceramic
PB2405W	Diffuser	White	DMC3
PB2405S	Diffuser	Red	Silicon

E Liners

Part No.	Description	Length	Wire Size
			mm
*PB5033-30	Steel Liner x 3mt	3.5mt	1.0-1.2
*PB5033-40	Steel Liner x 4mt	4.5mt	1.0-1.2
*PB5033-50	Steel Liner x 5mt	5.5mt	1.0-1.2

Spare Parts

Part No.	Description
1	PG2409 Swan Neck Assembly
2	PB5041 Hose Clamp 8.7mm
8	PPG3208-1 Ball Joint
9	PT8010 Canvas Cover Retainer Small
10	PG3235 Sheath Block
11	PGN3208-P Cable Support
12	PS4006-30 Cable Assembly x 3mt
	PS4006-40 Cable Assembly x 4mt
	PS4006-50 Cable Assembly x 5mt
13	SGB2514 Ergo Handle Kit c/w Lock Nut
14	DGB2516 Standard Trigger Assembly
15	DGB2516L Extended Trigger Assembly
16	PB2517 Hanger Hook

Cable Parts

Description	Part No.		
	3mt	4mt	5mt
3 Outer Liner Assembly	PS5008-30	PS5008-40	PS5008-50
4 Gas Hose Assembly	PS5013-30	PS5013-40	PS5013-50
5 Water Inlet Hose Assembly	PS5012-30	PS5012-40	PS5012-50
6 Power Cable Assembly	PS5015-30	PS5015-40	PS5015-50
7 Switch Lead Assembly	PS5010-30	PS5010-40	PS5010-50
17 Water Outlet Hose	PS5017	PS5017	PS5017

*Denotes torch package standard wear part set-up

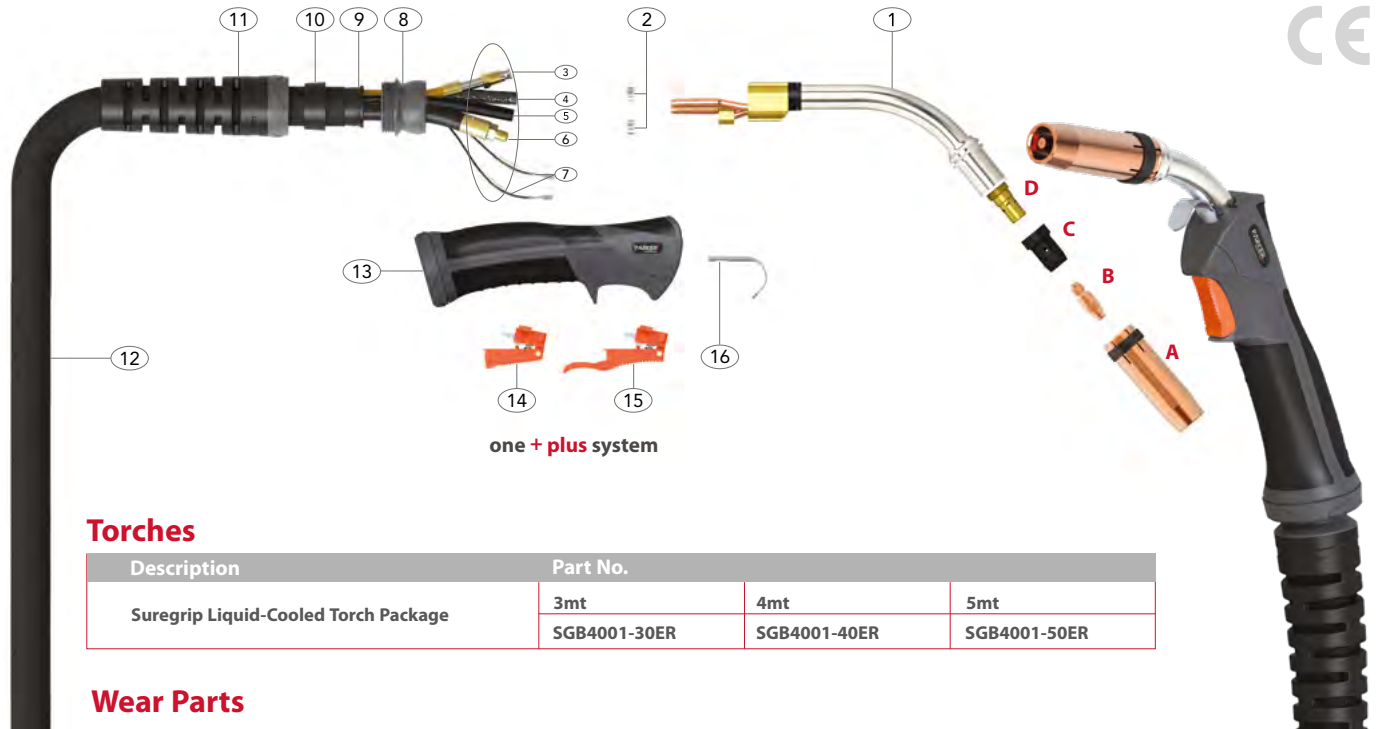
For more information please refer to the following sections:

- Master Wear Parts Table Page 35-43
- Rear-End / Cable Parts Page 66-68

SGB 401W Suregrip BZL Mig/Mag Torch Range

Rating: 400A CO₂, 350A mixed gas, EN60974-7 @ 100% duty cycle. 0.8 to 1.2mm wires

Liquid-Cooled Mig Welding Torch



one + plus system

Torches

Description	Part No.		
	3mt	4mt	5mt
Suregrip Liquid-Cooled Torch Package	SGB4001-30ER	SGB4001-40ER	SGB4001-50ER

Wear Parts

A Nozzles

Part No.	Description	Bore	Wall	Material
PB5027	Cylindrical Nozzle	19.0	2.50mm	Cu
*PB5028	Conical Nozzle	16.0	2.50mm	Cu
PB5028HD	Conical Nozzle	16.0	3.20mm	Cu
PB5029	Tapered Nozzle	14.0	2.50mm	Cu

B Contact Tips

Part No.	Description	Material	Wire Size	
			mm	Inch
PB4014-08	Contact Tip	Cu	0.8	0.030"
PB4014-10	Contact Tip	Cu	1.0	0.040"
*PB4014-12	Contact Tip	Cu	1.2	0.045"

C Diffusers

Part No.	Description	Colour	Material
*PB5005B	Diffuser	Black	DMC3
PB5005C	Diffuser	White	Ceramic
PB5005W	Diffuser	White	DMC3
PB5005H	High Performance	Black	HPP

D Tip Adaptors

Part No.	Description	Material
*PB5001	Tip Adaptor	Brass
PB5001C	Tip Adaptor	CuCrZr

E Liners

Part No.	Description	Length	Wire Size
			mm
*PB5033-30	Steel Liner x 3mt	3.5mt	1.0-1.2
*PB5033-40	Steel Liner x 4mt	4.5mt	1.0-1.2
*PB5033-50	Steel Liner x 5mt	5.5mt	1.0-1.2

Spare Parts

Part No.	Description
1	PG4011 Swan Neck Assembly
2	PB5041 Hose Clamp 8.7mm
8	PPG3208-1 Ball Joint
9	PT8010 Canvas Cover Retainer Small
10	PG3235 Sheath Block
11	PGN3208-P Cable Support
12	PS4006-30 Cable Assembly x 3mt
	PS4006-40 Cable Assembly x 4mt
	PS4006-50 Cable Assembly x 5mt
13	SGB2514 Ergo Handle Kit c/w Lock Nut
14	DGB2516 Standard Trigger Assembly
15	DGB2516L Extended Trigger Assembly
16	PB2517 Hanger Hook

Cable Parts

Description	Part No.		
	3mt	4mt	5mt
3 Outer Liner Assembly	PS5008-30	PS5008-40	PS5008-50
4 Gas Hose Assembly	PS5013-30	PS5013-40	PS5013-50
5 Water Inlet Hose Assembly	PS5012-30	PS5012-40	PS5012-50
6 Power Cable Assembly	PS4015-30	PS4015-40	PS4015-50
7 Switch Lead Assembly	PS5010-30	PS5010-40	PS5010-50
17 Water Outlet Hose	PS5017	PS5017	PS5017

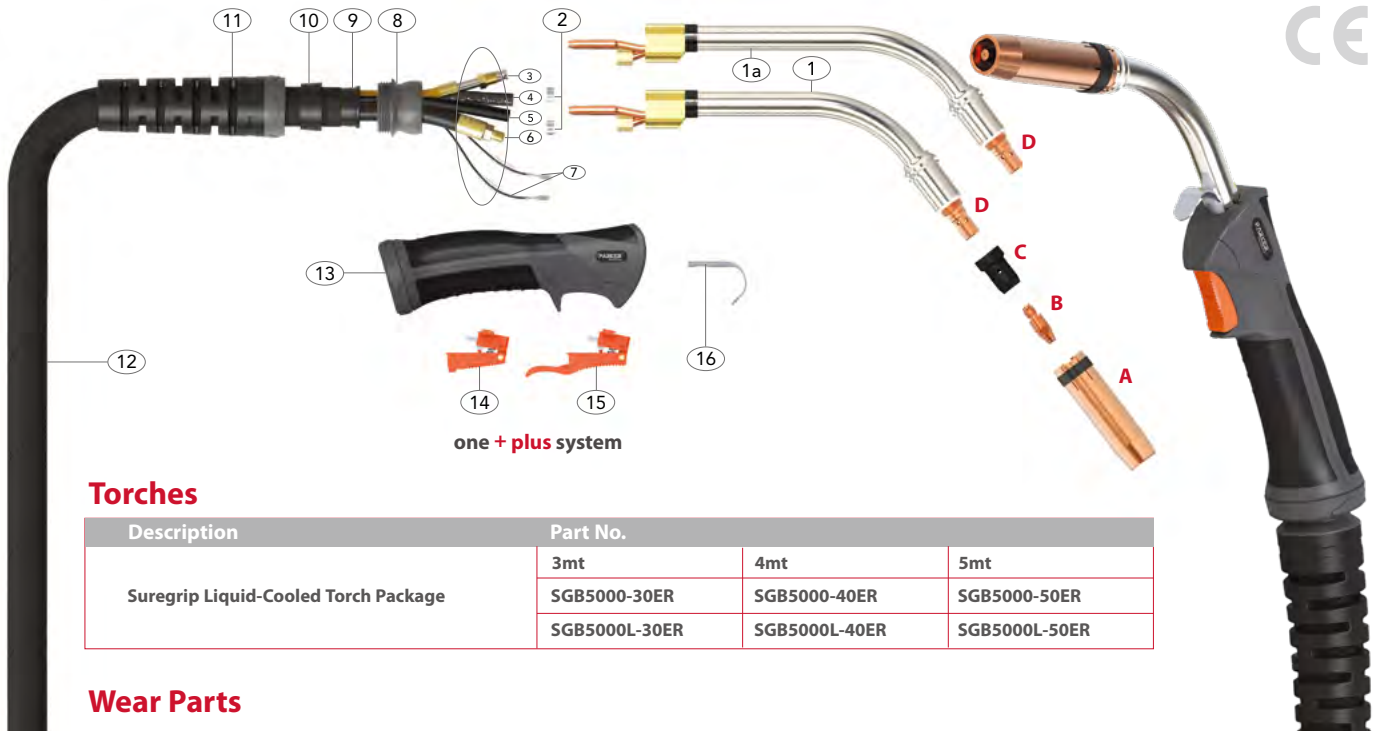
*Denotes torch package standard wear part set-up
For more information please refer to the following sections:
• Master Wear Parts Table Page 35-43
• Rear-End / Cable Parts Page 66-68



SGB 501W Suregrip BZL Mig/Mag Torch Range

Rating: 500A CO₂, 450A mixed gas, EN60974-7 @ 100% duty cycle. 1.0 to 1.6mm wires

Liquid-Cooled Mig Welding Torch



Torches

Description	Part No.		
	3mt	4mt	5mt
Suregrip Liquid-Cooled Torch Package	SGB5000-30ER	SGB5000-40ER	SGB5000-50ER
	SGB5000L-30ER	SGB5000L-40ER	SGB5000L-50ER

Wear Parts

A Nozzles

Part No.	Description	Bore	Wall	Material
PB5027	Cylindrical Nozzle	19.0	2.50mm	Cu
*PB5028	Conical Nozzle	16.0	2.50mm	Cu
PB5028HD	Conical Nozzle	16.0	3.20mm	Cu
PB5029	Tapered Nozzle	14.0	2.50mm	Cu

B Contact Tips

Part No.	Description	Material	Wire Size	
			mm	Inch
PB4014-10	Contact Tip	Cu	1.0	0.040"
PB4014-12	Contact Tip	Cu	1.2	0.045"
PB4014-16	Contact Tip	Cu	1.6	0.063"
*PB4015-12	Contact Tip	CuCrZr	1.2	0.045"
PB4015-16	Contact Tip	CuCrZr	1.6	0.063"

C Diffusers

Part No.	Description	Colour	Material
PB5005B	Diffuser	Black	DMC3
PB5005C	Diffuser	White	Ceramic
PB5005W	Diffuser	White	DMC3
*PB5005H	High Performance	Black	HPP

D Tip Adaptors

Part No.	Description	Material
PB5001	Tip Adaptor	Brass
*PB5001C	Tip Adaptor	CuCrZr

E Liners

Part No.	Description	Length	Wire Size
*PB5033-30	Steel Liner x 3mt	3.5mt	1.0-1.2
*PB5033-40	Steel Liner x 4mt	4.5mt	1.0-1.2
*PB5033-50	Steel Liner x 5mt	5.5mt	1.0-1.2

Spare Parts

Part No.	Description
1	PG5002 Swan Neck Assembly
1a	PG5002L Swan Neck Assembly Long
2	PB5041 Hose Clamp 8.7mm
8	PPG3208-1 Ball Joint
9	PT8010 Canvas Cover Retainer Small
10	PG3235 Sheath Block
11	PGN3208-P Cable Support
12	PS5006-30 Cable Assembly x 3mt
	PS5006-40 Cable Assembly x 4mt
	PS5006-50 Cable Assembly x 5mt
13	SGB2514 Ergo Handle Kit c/w Lock Nut
14	DGB2516 Standard Trigger Assembly
15	DGB2516L Extended Trigger Assembly
16	PB2517 Hanger Hook

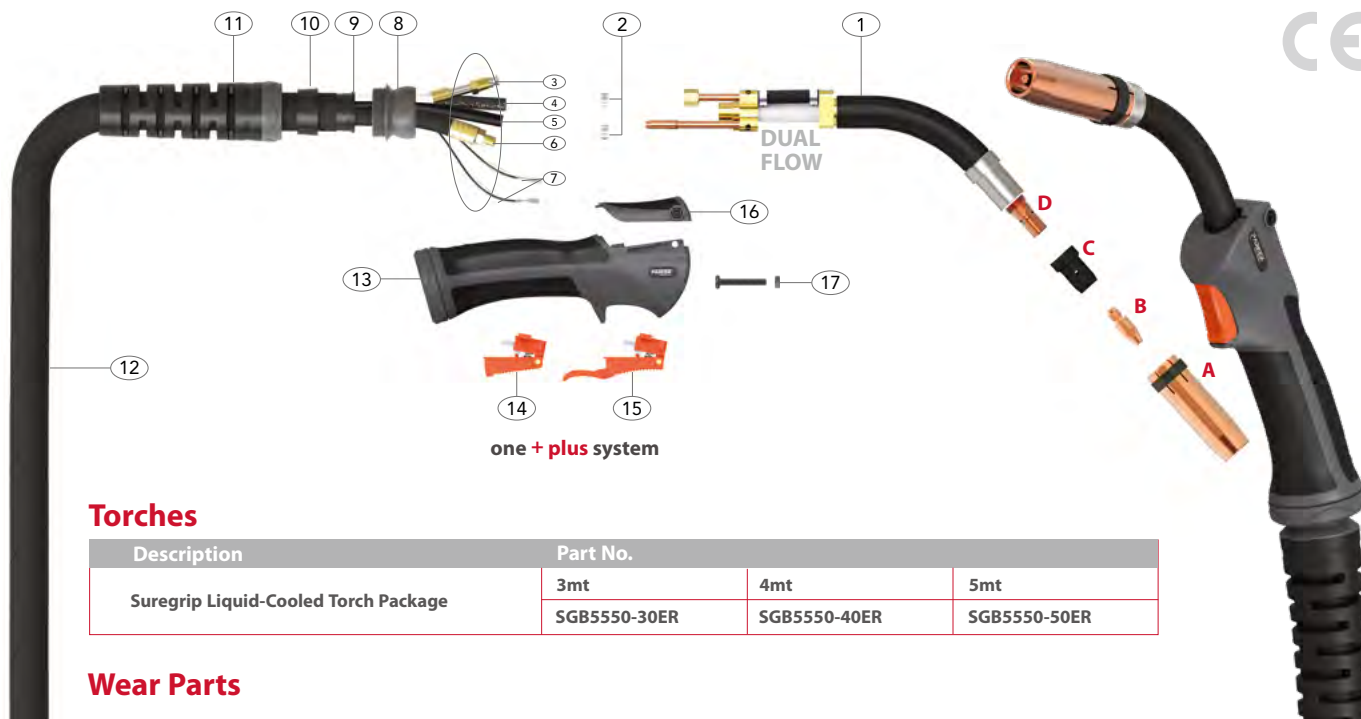
Cable Parts

Description	Part No.		
	3mt	4mt	5mt
3 Outer Liner Assembly	PS5008-30	PS5008-40	PS5008-50
4 Gas Hose Assembly	PS5013-30	PS5013-40	PS5013-50
5 Water Inlet Hose Assembly	PS5012-30	PS5012-40	PS5012-50
6 Power Cable Assembly	PS5015-30	PS5015-40	PS5015-50
7 Switch Lead Assembly	PS5010-30	PS5010-40	PS5010-50
17 Water Outlet Hose	PS5017	PS5017	PS5017

*Denotes torch package standard wear part set-up
For more information please refer to the following sections:
• Master Wear Parts Table Page 35-43
• Rear-End / Cable Parts Page 66-68

SGB 555W Suregrip BZL Mig/Mag Torch Range

Rating: 550A CO₂, 500A mixed gas, 400A pulse, EN60974-7 @ 100% duty cycle. 1.0 to 1.6mm wires
Liquid-Cooled Mig Welding Torch



Torches

Description	Part No.		
	3mt	4mt	5mt
Suregrip Liquid-Cooled Torch Package	SGB5550-30ER	SGB5550-40ER	SGB5550-50ER

Wear Parts

A Nozzles

Part No.	Description	Bore	Wall	Material
PB5027	Cylindrical Nozzle	19.0	2.50mm	Cu
*PB5028	Conical Nozzle	16.0	2.50mm	Cu
PB5028HD	Conical Nozzle	16.0	3.20mm	Cu
PB5029	Tapered Nozzle	14.0	2.50mm	Cu

B Contact Tips

Part No.	Description	Material	Wire Size	
			mm	Inch
PB4014-10	Contact Tip	Cu	1.0	0.040"
PB4014-12	Contact Tip	Cu	1.2	0.045"
PB4014-16	Contact Tip	Cu	1.6	0.063"
PB4015-10	Contact Tip	CuCrZr	1.0	0.040"
*PB4015-12	Contact Tip	CuCrZr	1.2	0.045"
PB4015-16	Contact Tip	CuCrZr	1.6	0.063"

C Diffusers

Part No.	Description	Colour	Material
PB5005B	Diffuser	Black	DMC3
PB5005C	Diffuser	White	Ceramic
PB5005W	Diffuser	White	DMC3
*PB5005H	High Performance	Black	HPP

D Tip Adaptors

Part No.	Description	Material
*PB5501	Tip Adaptor	CuCrZr

E Liners

Part No.	Description	Length	Wire Size
			mm
*PB5033-30	Steel Liner x 3mt	3.5mt	1.0-1.2
*PB5033-40	Steel Liner x 4mt	4.5mt	1.0-1.2
*PB5033-50	Steel Liner x 5mt	5.5mt	1.0-1.2

Spare Parts

Part No.	Description
1	PB5502 Swan Neck Assembly
2	PB5041 Hose Clamp 8.7mm
8	PPG3208-1 Ball Joint
9	PT8010 Canvas Cover Retainer Small
10	PG3235 Sheath Block
11	PGN3208-P Cable Support
12	PS5506-30 Cable Assembly x 3mt
	PS5506-40 Cable Assembly x 4mt
	PS5506-50 Cable Assembly x 5mt
13	SGM2515/KJ High Capacity Handle Assembly
14	DGBH2516 Standard Trigger Assembly
15	DGBH2516L Extended Trigger Assembly
16	PDM0 Top Housing With Grip
17	PDMNS Module Retaining Screw

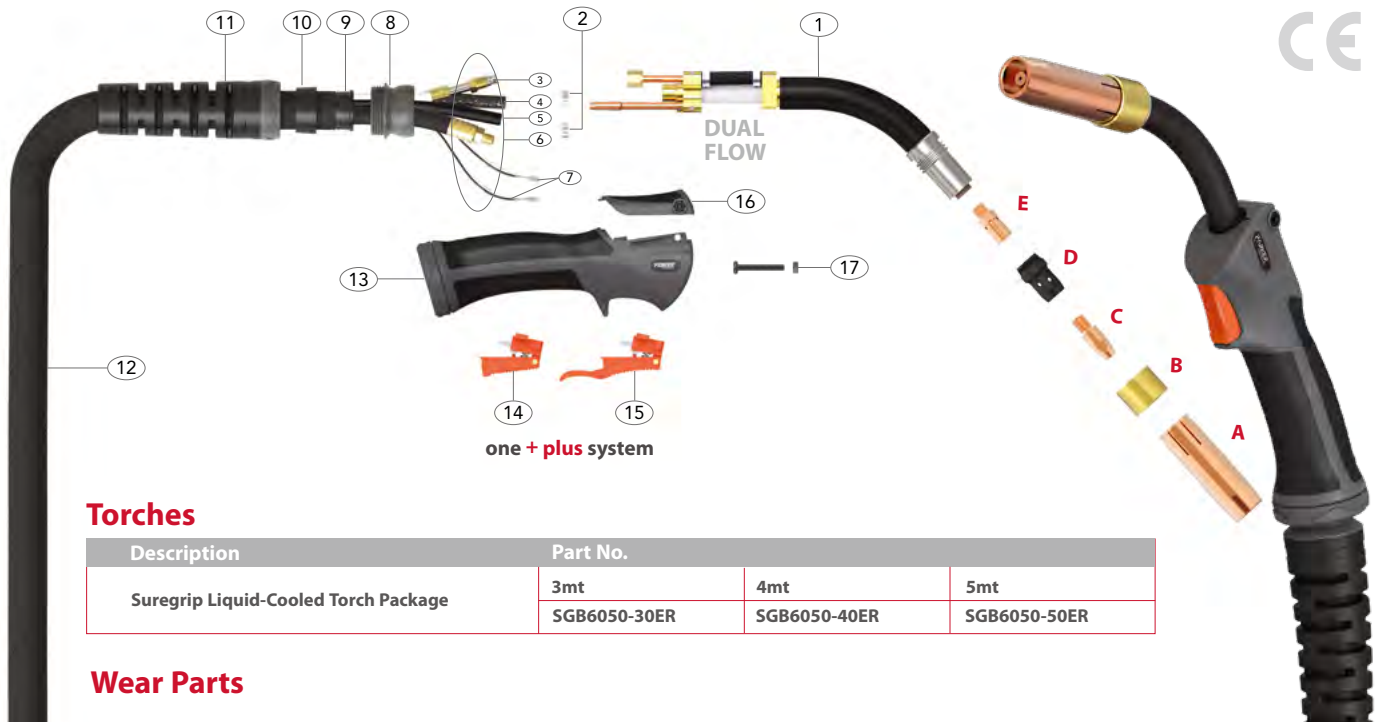
Cable Parts

Description	Part No.		
	3mt	4mt	5mt
3 Outer Liner Assembly	PS5508-30	PS5508-40	PS5508-50
4 Gas Hose Assembly	PS5013-30	PS5013-40	PS5013-50
5 Water Inlet Hose Assembly	PS5012-30	PS5012-40	PS5012-50
6 Power Cable Assembly	PS5515-30	PS5515-40	PS5515-50
7 Switch Lead Assembly	PS5010-30	PS5010-40	PS5010-50
18 Water Outlet Hose	PS5017	PS5017	PS5017

*Denotes torch package standard wear part set-up
For more information please refer to the following sections:
• Master Wear Parts Table Page 35-43
• Rear-End / Cable Parts Page 66-68

SGB 605W Suregrip BZL Mig/Mag Torch Range

Rating: 600A CO₂, 550A mixed gas, 450A pulse EN60974-7 @ 100% duty cycle. 1.0 to 1.6mm wires
Liquid-Cooled Mig Welding Torch



Torches

Description	Part No.		
Suregrip Liquid-Cooled Torch Package	3mt	4mt	5mt
	SGB6050-30ER	SGB6050-40ER	SGB6050-50ER

Wear Parts

A Nozzles

Part No.	Description	Bore	Wall	Material
*PB6528	Conical Nozzle	17.0	2.60mm	Cu

B Nozzle Adaptors

Part No.	Description	Material
*PB6515	Nozzle Adaptor	Brass

C Contact Tips

Part No.	Description	Material	Wire Size	
			mm	Inch
PB6015-10	Contact Tip	CuCrZr	1.0	0.040"
*PB6015-12	Contact Tip	CuCrZr	1.2	0.045"
PB6015-14	Contact Tip	CuCrZr	1.4	0.055"
PB6015-16	Contact Tip	CuCrZr	1.6	0.063"

D Diffusers

Part No.	Description	Colour	Material
*PB6505H	High Performance	Black	HPP

E Tip Adaptors

Part No.	Description	Material
*PB6501	Tip Adaptor 29.0mm M10	CuCrZr

F Liners

Part No.	Description	Length	Wire Size
*PB5033-30	Steel Liner x 3mt	3.5mt	1.0-1.2
*PB5033-40	Steel Liner x 4mt	4.5mt	1.0-1.2
*PB5033-50	Steel Liner x 5mt	5.5mt	1.0-1.2

Spare Parts

Part No.	Description
1	PB6502 Swan Neck Assembly
2	PB5041 Hose Clamp 8.7mm
8	PPG3208-1 Ball Joint
9	PT8010 Canvas Cover Retainer Small
10	PG3235 Sheath Block
11	PGN3208-P Cable Support
12	PS5506-30 Cable Assembly x 3mt
	PS5506-40 Cable Assembly x 4mt
	PS5506-50 Cable Assembly x 5mt
13	SGM2515/KJ High Capacity Handle Assembly
14	DGBH2516 Standard Trigger Assembly
15	DGBH2516L Extended Trigger Assembly
16	PDM0 Top Housing With Grip
17	PDMNS Module Retaining Screw

Cable Parts

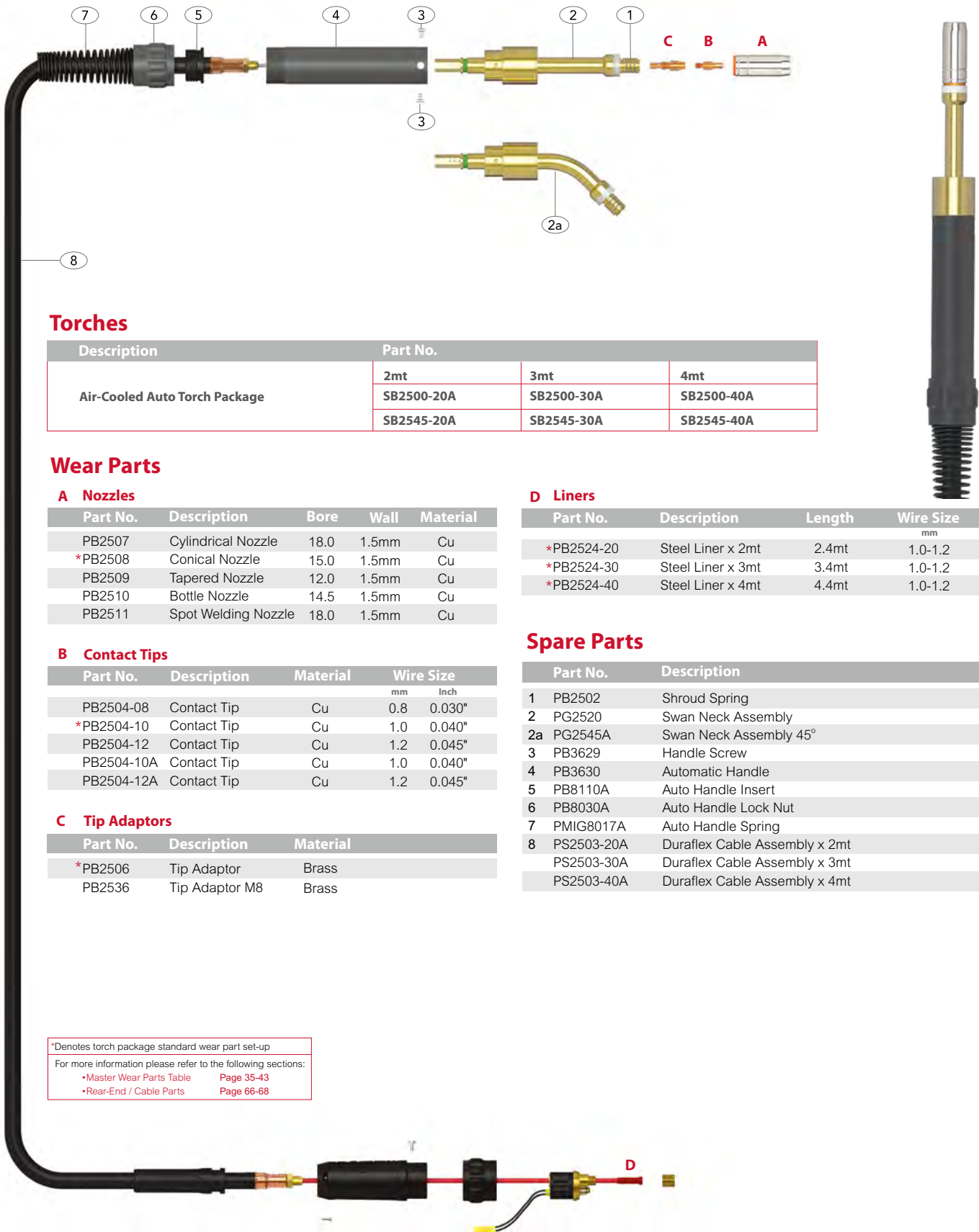
Description	Part No.		
	3mt	4mt	5mt
3 Outer Liner Assembly	PS5508-30	PS5508-40	PS5508-50
4 Gas Hose Assembly	PS5013-30	PS5013-40	PS5013-50
5 Water Inlet Hose Assembly	PS5012-30	PS5012-40	PS5012-50
6 Power Cable Assembly	PS5515-30	PS5515-40	PS5515-50
7 Switch Lead Assembly	PS5010-30	PS5010-40	PS5010-50
18 Water Outlet Hose	PS5017	PS5017	PS5017

*Denotes torch package standard wear part set-up
For more information please refer to the following sections:
• Master Wear Parts Table Page 35-43
• Rear-End / Cable Parts Page 66-68

SB 250A Auto BZL Mig/Mag Torch Range

Rating: 230A CO₂, 200A mixed gas, EN60974-7 @ 60% duty cycle. 0.8 to 1.2mm wires

Air-Cooled Mig Welding Torch



Torches

Description	Part No.		
	2mt	3mt	4mt
Air-Cooled Auto Torch Package	SB2500-20A	SB2500-30A	SB2500-40A
	SB2545-20A	SB2545-30A	SB2545-40A

Wear Parts

A Nozzles

Part No.	Description	Bore	Wall	Material
PB2507	Cylindrical Nozzle	18.0	1.5mm	Cu
*PB2508	Conical Nozzle	15.0	1.5mm	Cu
PB2509	Tapered Nozzle	12.0	1.5mm	Cu
PB2510	Bottle Nozzle	14.5	1.5mm	Cu
PB2511	Spot Welding Nozzle	18.0	1.5mm	Cu

B Contact Tips

Part No.	Description	Material	Wire Size	
			mm	Inch
PB2504-08	Contact Tip	Cu	0.8	0.030"
*PB2504-10	Contact Tip	Cu	1.0	0.040"
PB2504-12	Contact Tip	Cu	1.2	0.045"
PB2504-10A	Contact Tip	Cu	1.0	0.040"
PB2504-12A	Contact Tip	Cu	1.2	0.045"

C Tip Adaptors

Part No.	Description	Material
*PB2506	Tip Adaptor	Brass
PB2536	Tip Adaptor M8	Brass

D Liners

Part No.	Description	Length	Wire Size
*PB2524-20	Steel Liner x 2mt	2.4mt	1.0-1.2
*PB2524-30	Steel Liner x 3mt	3.4mt	1.0-1.2
*PB2524-40	Steel Liner x 4mt	4.4mt	1.0-1.2

Spare Parts

Part No.	Description
1	PB2502 Shroud Spring
2	PG2520 Swan Neck Assembly
2a	PG2545A Swan Neck Assembly 45°
3	PB3629 Handle Screw
4	PB3630 Automatic Handle
5	PB8110A Auto Handle Insert
6	PB8030A Auto Handle Lock Nut
7	PMIG8017A Auto Handle Spring
8	PS2503-20A Duraflex Cable Assembly x 2mt
	PS2503-30A Duraflex Cable Assembly x 3mt
	PS2503-40A Duraflex Cable Assembly x 4mt

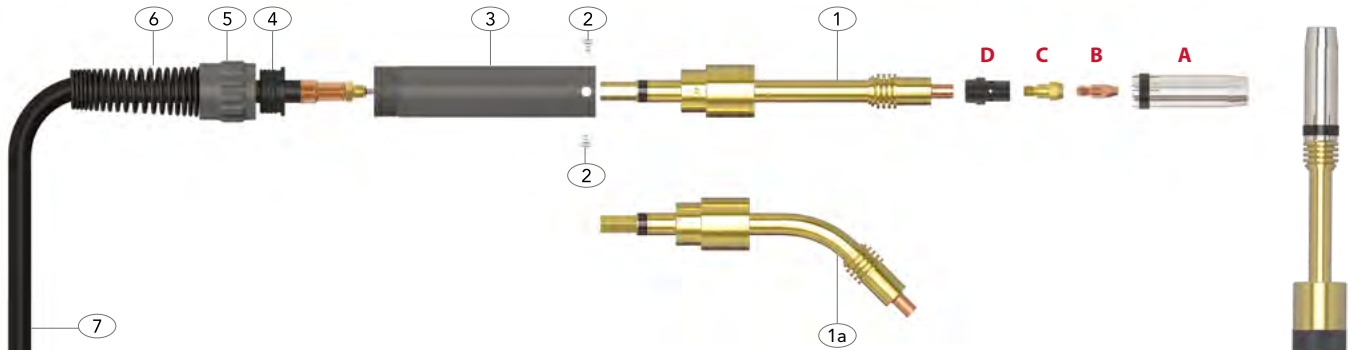
*Denotes torch package standard wear part set-up

For more information please refer to the following sections:

- *Master Wear Parts Table Page 35-43
- *Rear-End / Cable Parts Page 66-68

SB 360A Auto BZL Mig/Mag Torch Range

Rating: 320A CO₂, 290A mixed gas, EN60974-7 @ 60% duty cycle. 0.8 to 1.2mm wires
Air-Cooled Mig Welding Torch



Torches

Description	Part No.		
	2mt	3mt	4mt
Air-Cooled Auto Torch Package	SB3600-20A	SB3600-30A	SB3600-40A
	SB3645-20A	SB3645-30A	SB3645-40A

Wear Parts

A Nozzles

Part No.	Description	Bore	Wall	Material
PB3615	Cylindrical Nozzle	19.0	2.25mm	Cu
*PB3616	Conical Nozzle	16.1	2.25mm	Cu
PB3617	Tapered Nozzle	12.0	2.25mm	Cu

B Contact Tips

Part No.	Description	Material	Wire Size	
			mm	Inch
PB2504-08	Contact Tip	Cu	0.8	0.030"
PB2504-10	Contact Tip	Cu	1.0	0.040"
PB2504-12	Contact Tip	Cu	1.2	0.045"
PB2504-10A	Contact Tip	Cu	1.0	0.040"
PB4014-08	Contact Tip	Cu	0.8	0.030"
PB4014-10	Contact Tip	Cu	1.0	0.040"
*PB4014-12	Contact Tip	Cu	1.2	0.045"

C Tip Adaptors

Part No.	Description	Material
PB3612	Tip Adaptor	Brass
PB3613	Tip Adaptor	Brass
*PB3614	Tip Adaptor	Brass

D Diffusers

Part No.	Description	Colour	Material
*PB3605B	Diffuser	Black	DMC3
PB3605C	Diffuser	White	Ceramic
PB3605W	Diffuser	White	DMC3

E Liners

Part No.	Description	Length	Wire Size
			mm
*PB2524-20	Steel Liner x 2mt	2.4mt	1.0-1.2
*PB2524-30	Steel Liner x 3mt	3.4mt	1.0-1.2
*PB2524-40	Steel Liner x 4mt	4.4mt	1.0-1.2

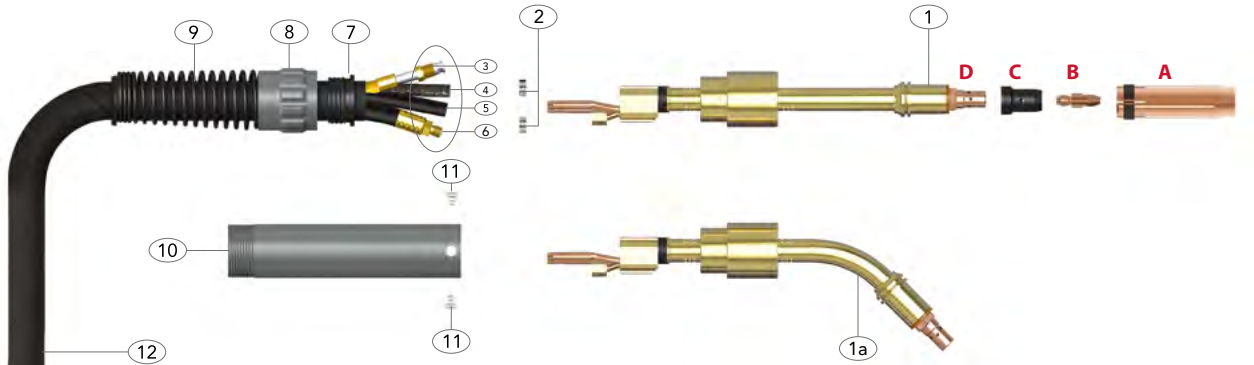
Spare parts

Part No.	Description
1	PG3627 Swan Neck Assembly
1a	PG3645A Swan Neck Assembly 45°
2	PB3629 Handle Screw
3	PB3630 Automatic Handle
4	PB8110A Auto Handle Insert
5	PB8030A Auto Handle Lock Nut
6	PMIG8017A Auto Handle Spring
7	PS3609-20A Duraflex Cable Assembly x 2mt
	PS3609-30A Duraflex Cable Assembly x 3mt
	PS3609-40A Duraflex Cable Assembly x 4mt

*Denotes torch package standard wear part set-up

For more information please refer to the following sections:

- *Master Wear Parts Table Page 35-43
- *Rear-End / Cable Parts Page 66-68



Torches

Description	Part No.		
	2mt	3mt	4mt
Liquid-Cooled Auto Torch Package	SB5000-20A	SB5000-30A	SB5000-40A
	SB5045-20A	SB5045-30A	SB5045-40A

Wear Parts

A Nozzles

Part No.	Description	Bore	Wall	Material
PB5027	Cylindrical Nozzle	19.0	2.50mm	Cu
*PB5028	Conical Nozzle	16.0	2.50mm	Cu
PB5028HD	Conical Nozzle	16.0	3.20mm	Cu
PB5029	Tapered Nozzle	14.0	2.50mm	Cu

B Contact Tips

Part No.	Description	Material	Wire Size	
			mm	Inch
PB4014-10	Contact Tip	Cu	1.0	0.040"
PB4014-12	Contact Tip	Cu	1.2	0.045"
PB4014-16	Contact Tip	Cu	1.6	0.063"
*PB4015-12	Contact Tip	CuCrZr	1.2	0.045"
PB4015-16	Contact Tip	CuCrZr	1.6	0.063"

C Diffusers

Part No.	Description	Colour	Material
PB5005B	Diffuser	Black	DMC3
PB5005C	Diffuser	White	Ceramic
PB5005W	Diffuser	White	DMC3
*PB5005H	High Performance	Black	HPP

D Tip Adaptors

Part No.	Description	Material
*PB5001	Tip Adaptor	Brass
PB5001C	Tip Adaptor	CuCrZr

E Liners

Part No.	Description	Length	Wire Size
*PB5033-20	Steel Liner x 2mt	2.5mt	1.0-1.2
*PB5033-30	Steel Liner x 3mt	3.5mt	1.0-1.2
*PB5033-40	Steel Liner x 4mt	4.5mt	1.0-1.2

Spare Parts

Part No.	Description
1	PG5002A Swan Neck Assembly
1a	PG5045A Swan Neck Assembly 45°
2	PB5041 Hose Clamp 8.7mm
7	PB8110A Auto Handle Insert
8	PB8030A Auto Handle Lock Nut
9	PB8017A Auto Handle Spring
10	PB3630 Automatic Handle
11	PB3629 Handle Screw
12	PS5006-20A Cable Assembly x 2mt
	PS5006-30A Cable Assembly x 3mt
	PS5006-40A Cable Assembly x 4mt

Cable Parts

Description	Part No.		
	2mt	3mt	4mt
3 Outer Liner Assembly	PS5008-20	PS5008-30	PS5008-40
4 Gas Hose Assembly	PE5013-20	PE5013-30	PE5013-40
5 Water Inlet Hose Assembly	PE5012-20	PE5012-30	PE5012-40
6 Power Cable Assembly	PE5015-20	PE5015-30	PE5015-40
13 Water Outlet Hose	PE5017	PE5017	PE5017

*Denotes torch package standard wear part set-up

For more information please refer to the following sections:

- Master Wear Parts Table Page 35-43
- Rear-End / Cable Parts Page 66-68



Contents

Suregrip Ultra BZL Mig/Mag Torch Range Features Focus	28
Suregrip Ultra BZL Mig/Mag Torch Range Overview and Ratings	30

Torch Range

Air- Cooled	Suregrip Ultra BZL SGB 150A	31
	Suregrip Ultra BZL SGB 240A	32
	Suregrip Ultra BZL SGB 250A	33
	Suregrip Ultra BZL SGB 360A	34

Wear Parts

Nozzles	35
Nozzle Adaptors	35
Contact Tips	36
Tip Adaptors	37
Diffusers	38
Liners	39

Rear-End Spare Parts	66
-----------------------------	-----------

Suregrip **Ultra** BZL Mig/Mag Torch Range

Air-Cooled Features Focus

Air-Cooled

Same features, same performance and **30% lighter** than standard Suregrip BZL.

Welding Tools for the Professional



100% Binzel® "Grip Series" Compatibility Guaranteed

Quality Wear Parts


All wear parts are manufactured to the same specification as the original manufacturer ensuring reliability, longevity and superior performance

- Contact tips are manufactured using high quality copper alloys
- Standard and high-performance options are available for tip adaptors, diffusers and swan necks

Ergonomics – For Comfort and Handleability

Every detail has been considered to ensure the welder has the very best handling in all positions

- Screwless designed handle with maximized soft grips for improved balance and positionability
- Torch handles disassemble in 5 seconds for rapid fault analysis
- The addition of a knuckle joint enables small movements of the handle and neck independently of the cable assembly
- Cable supports are designed to combine flexibility with smooth and consistent wire feed



ONE + PLUS SYSTEM

"Plug and Play" Configurability

One + Plus system configured to your exact needs

- "Plug and play" switch interchangeability in seconds! - try it!
- Switches available with standard and extended lever options
- Micro-switch options for repetitive start/stop applications, digital power source control or harsh and dusty environments

Features Focus

World Class Welding Performance



Swan Necks

Engineered For Extended Service Life

- Chrome plated nozzle seat provides extra durability
- Higher amperage Air-Cooled swan necks utilize fluted copper profiles for superior performance

Superior Flexibility, Durability - and Lightweight

Duraflex Ultralite

- Duraflex Ultralite cable sets offer the ultimate in heat and abrasion resistance, with the added benefit of being 30-40% lighter

30%-40% Lighter



Ease of Maintenance

Functionality and ease of repair

- Screwless design solutions. Euro housing sets ensure minimum downtime and productivity – No tools required!
- The Euro body has been redesigned to improve gas seal integrity in Argon applications.
- Our spring pins – often copied,, can't be beaten

The Smart Way To Buy Welding and Cutting Tools





Model	SGB 150A	SGB 240A	SGB 250A	SGB 360A
-------	----------	----------	----------	----------

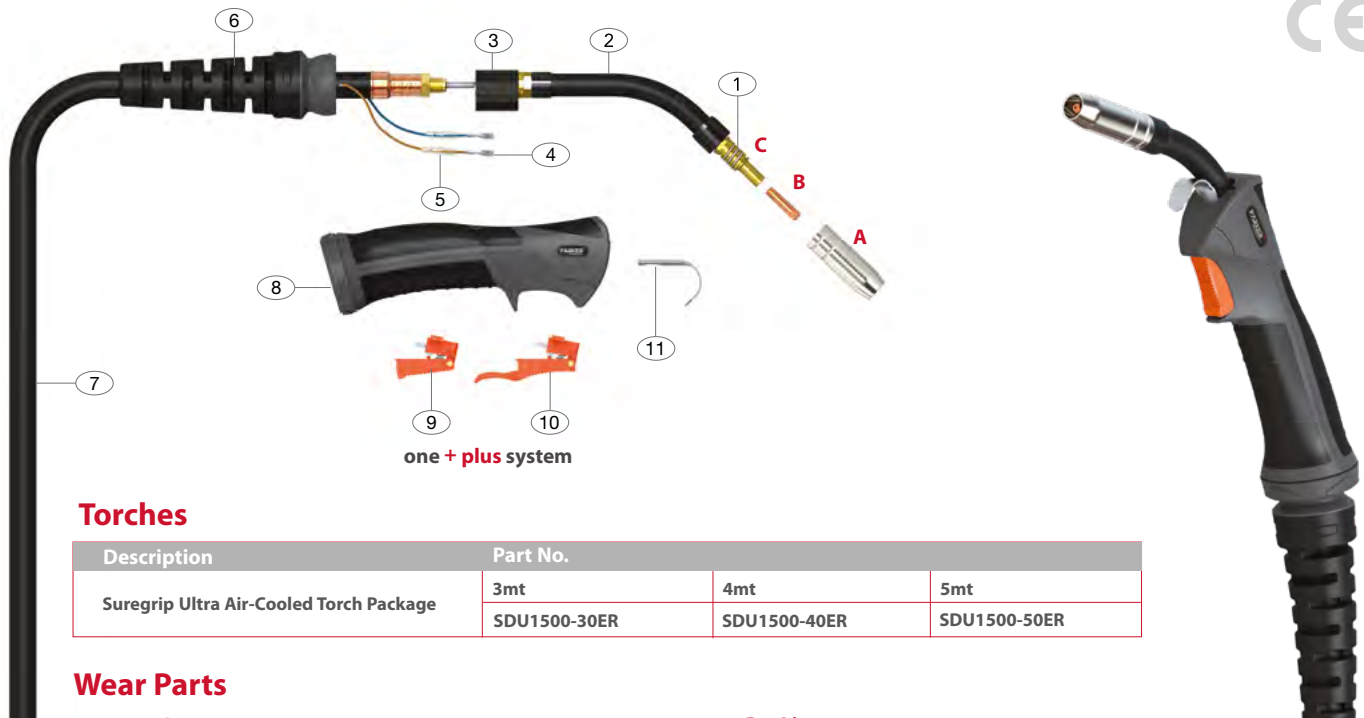
Technical Data

Cooling Method	Air-Cooled	Air-Cooled	Air-Cooled	Air-Cooled
Rating: CO ₂	180A	250A	230A	320A
Rating: Mixed Gas	150A	220A	200A	290A
Duty Cycle	60%	60%	60%	60%
Wire Size	0.6-1.0	0.8-1.2	0.8-1.2	0.8-1.2

Order Codes	3mt	SDU1500-30ER	SDU2400-30ER	SDU2500-30ER	SDU3600-30ER
	4mt	SDU1500-40ER	SDU2400-40ER	SDU2500-40ER	SDU3600-40ER
	5mt	SDU1500-50ER	SDU2400-50ER	SDU2500-50ER	SDU3600-50ER

SGB 150A Suregrip Ultra BZL Mig/Mag Torch Range

Rating: 180A CO₂, 150A mixed gas, EN60974-7 @ 60% duty cycle. 0.6 to 1.0mm wires
Air-Cooled Mig Welding Torch



one + plus system

Torches

Description	Part No.		
	3mt	4mt	5mt
Suregrip Ultra Air-Cooled Torch Package	SDU1500-30ER	SDU1500-40ER	SDU1500-50ER

Wear Parts

A Nozzles

Part No.	Description	Bore	Wall	Material
PB1529	Cylindrical Nozzle	16.0	0.9mm	Cu
* PB1530	Conical Nozzle	12.0	0.9mm	Cu
PB1531	Tapered Nozzle	10.5	0.9mm	Cu
PB1532	Bottle Nozzle	12.8	0.9mm	Cu
PB1533	Spot Welding Nozzle	16.0	0.9mm	Cu

B Contact Tips

Part No.	Description	Material	Wire Size	
			mm	Inch
PB1527-06	Contact Tip	Cu	0.6	0.023"
* PB1527-08	Contact Tip	Cu	0.8	0.030"
PB1527-09	Contact Tip	Cu	0.9	0.035"
PB1527-10	Contact Tip	Cu	1.0	0.040"

C Tip Adaptors

Part No.	Description	Material
* PB1507LH	Tip Adaptor Left Hand	Brass

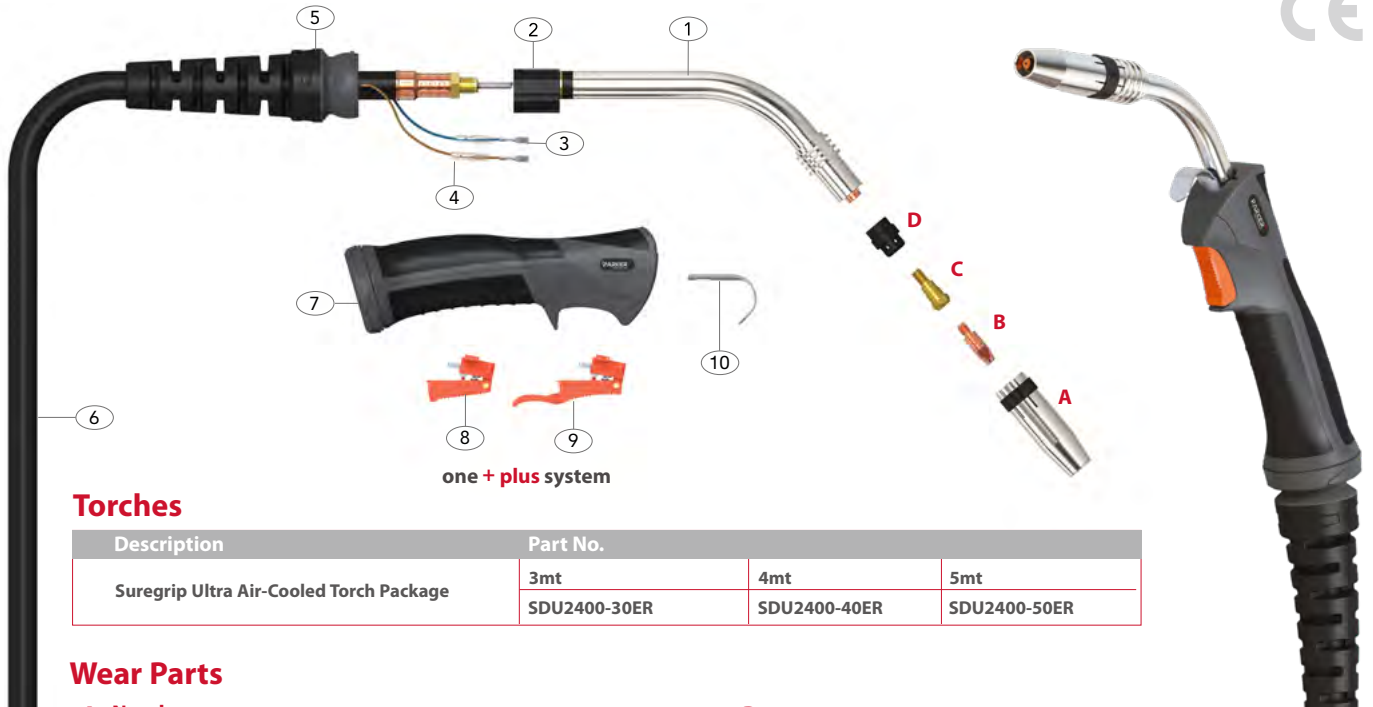
D Liners

Part No.	Description	Length	Wire Size
*PB1535-30	Steel Liner x 3mt	3.4mt	0.6-0.9
*PB1535-40	Steel Liner x 4mt	4.4mt	0.6-0.9
*PB1535-50	Steel Liner x 5mt	5.4mt	0.6-0.9

Spare Parts

Part No.	Description
1	PB1504 Shroud Spring
2	PE1501 Swan Neck Assembly
3	PG1515 Ergo Handle Location Body
4	PB1521 Cable Terminal
5	PB1521-C Cable Terminal Cover
6	PG8015 Handle Cable Support
7	PSP1517-30 Duraflex Ultralite Cable Assembly x 3mt
	PSP1517-40 Duraflex Ultralite Cable Assembly x 4mt
	PSP1517-50 Duraflex Ultralite Cable Assembly x 5mt
8	SGB2514 Ergo Handle Kit c/w Lock Nut
9	DGB2516 Standard Trigger Assembly
10	DGB2516L Extended Trigger Assembly
11	PB2517 Hanger Hook

*Denotes torch package standard wear part set-up
For more information please refer to the following sections:
•Master Wear Parts Table Page 35-43
•Rear-End / Cable Parts Page 66-68



Torches

Description	Part No.		
	3mt	4mt	5mt
Suregrip Ultra Air-Cooled Torch Package	SDU2400-30ER	SDU2400-40ER	SDU2400-50ER

Wear Parts

A Nozzles

Part No.	Description	Bore	Wall	Material
PB2415	Cylindrical Nozzle	17.2	1.40mm	Cu
*PB2416	Conical Nozzle	12.6	1.40mm	Cu
PB2417	Tapered Nozzle	10.0	1.40mm	Cu

B Contact Tips

Part No.	Description	Material	Wire Size	
			mm	Inch
PB2504-08	Contact Tip	Cu	0.8	0.030"
*PB2504-10	Contact Tip	Cu	1.0	0.040"
PB2504-12	Contact Tip	Cu	1.2	0.045"
PB2504-10A	Contact Tip	Cu	1.0	0.040"
PB2504-12A	Contact Tip	Cu	1.2	0.045"
PB2505-08	Contact Tip	CuCrZr	0.8	0.030"
PB2505-10	Contact Tip	CuCrZr	1.0	0.040"
PB2505-12	Contact Tip	CuCrZr	1.2	0.045"
PB2505-10A	Contact Tip	CuCrZr	1.0	0.040"
PB2505-12A	Contact Tip	CuCrZr	1.2	0.045"

C Tip Adaptors

Part No.	Description	Material
*PB2412	Tip Adaptor	Brass

D Diffusers

Part No.	Description	Colour	Material
*PB2405B	Diffuser	Black	DMC3
PB2405C	Diffuser	White	Ceramic
PB2405W	Diffuser	White	DMC3
PB2405S	Diffuser	Red	Silicon

E Liners

Part No.	Description	Length	Wire Size
			mm
*PB2524-30	Steel Liner x 3mt	3.4mt	1.0-1.2
*PB2524-40	Steel Liner x 4mt	4.4mt	1.0-1.2
*PB2524-50	Steel Liner x 5mt	5.4mt	1.0-1.2

Spare Parts

Part No.	Description
1	PG2401 Swan Neck Assembly
2	PG1515 Ergo Handle Location Body
3	PB1521 Cable Terminal
4	PB1521-C Cable Terminal Cover
5	PG8015 Handle Cable Support
6	PSP2403-30 Duraflex Ultralite Cable Assembly x 3mt
	PSP2403-40 Duraflex Ultralite Cable Assembly x 4mt
	PSP2403-50 Duraflex Ultralite Cable Assembly x 5mt
7	SGB2514 Ergo Handle Kit c/w Lock Nut
8	DGB2516 Standard Trigger Assembly
9	DGB2516L Extended Trigger Assembly
10	PB2517 Hanger Hook

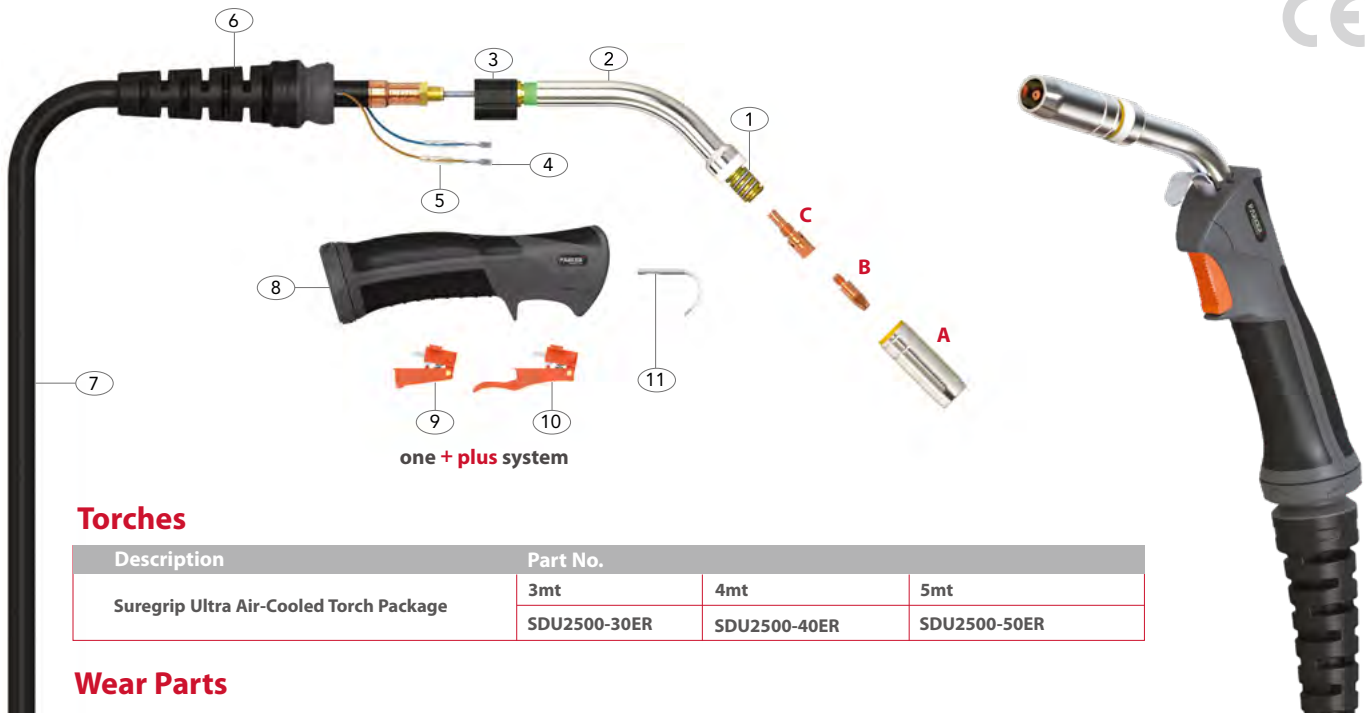
*Denotes torch package standard wear part set-up
For more information please refer to the following sections:
•Master Wear Parts Table Page 35-43
•Rear-End / Cable Parts Page 66-68



SGB 250A Suregrip Ultra BZL Mig/Mag Torch Range

Rating: 230A CO₂, 200A mixed gas, EN60974-7 @ 60% duty cycle. 0.8 to 1.2mm wires

Air-Cooled Mig Welding Torch



Torches

Description	Part No.		
Suregrip Ultra Air-Cooled Torch Package	3mt	4mt	5mt
	SDU2500-30ER	SDU2500-40ER	SDU2500-50ER

Wear Parts

A Nozzles

Part No.	Description	Bore	Wall	Material
PB2507	Cylindrical Nozzle	18.0	1.5mm	Cu
*PB2508	Conical Nozzle	15.0	1.5mm	Cu
PB2509	Tapered Nozzle	12.0	1.5mm	Cu
PB2510	Bottle Nozzle	14.5	1.5mm	Cu
PB2511	Spot Welding Nozzle	18.0	1.5mm	Cu

B Contact Tips

Part No.	Description	Material	Wire Size	
			mm	Inch
PB2504-08	Contact Tip	Cu	0.8	0.030"
*PB2504-10	Contact Tip	Cu	1.0	0.040"
PB2504-12	Contact Tip	Cu	1.2	0.045"
PB2504-10A	Contact Tip	Cu	1.0	0.040"
PB2504-12A	Contact Tip	Cu	1.2	0.045"
PB2505-08	Contact Tip	CuCrZr	0.8	0.030"
PB2505-10	Contact Tip	CuCrZr	1.0	0.040"
PB2505-12	Contact Tip	CuCrZr	1.2	0.045"
PB2505-10A	Contact Tip	CuCrZr	1.0	0.040"
PB2505-12A	Contact Tip	CuCrZr	1.2	0.045"

C Tip Adaptors

Part No.	Description	Material
*PB2506	Tip Adaptor	Brass
PB2536	Tip Adaptor M8	Brass

D Liners

Part No.	Description	Length	Wire Size
*PB2524-30	Steel Liner x 3mt	3.4mt	1.0-1.2
*PB2524-40	Steel Liner x 4mt	4.4mt	1.0-1.2
*PB2524-50	Steel Liner x 5mt	5.4mt	1.0-1.2

Spare Parts

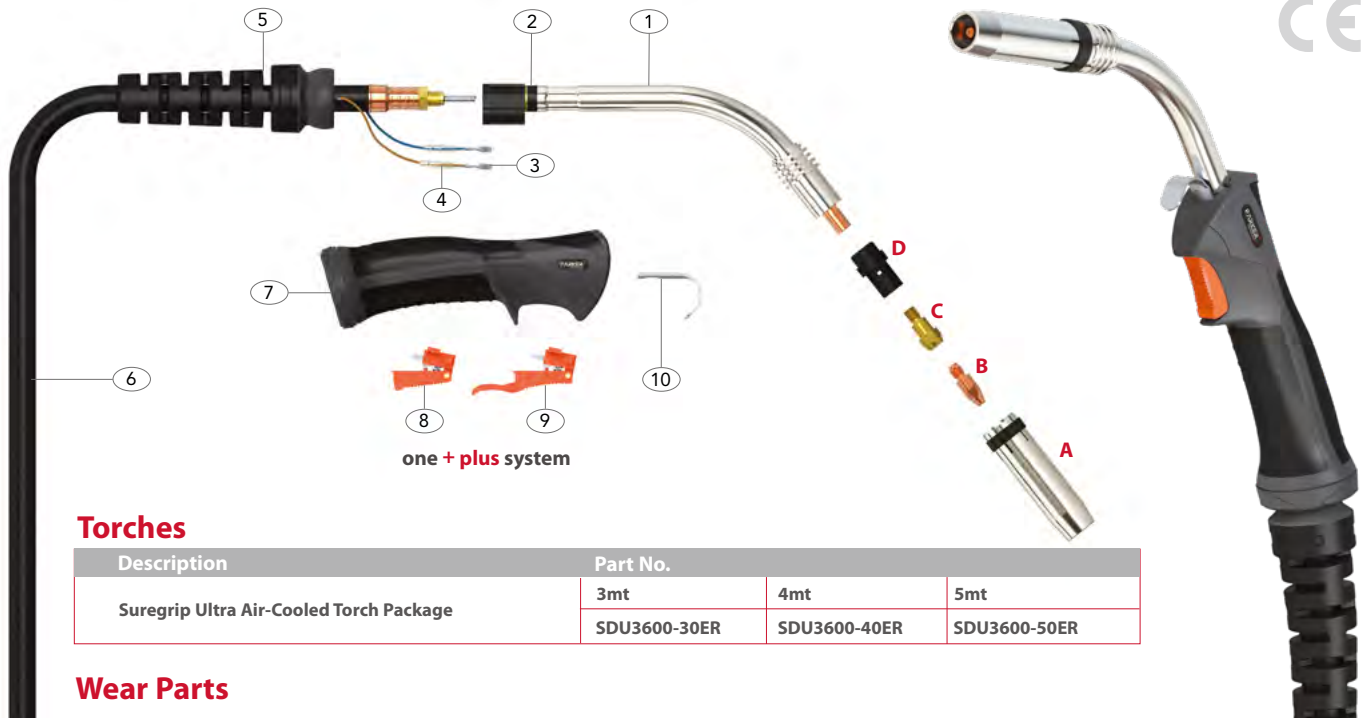
Part No.	Description
1	PB2502 Shroud Spring
2	PG2501 Swan Neck Assembly
3	PG1515 Ergo Handle Location Body
4	PB1521 Cable Terminal
5	PB1521-C Cable Terminal Cover
6	PG8015 Handle Cable Support
7	PSP2503-30 Duraflex Ultralite Cable Assembly x 3mt
	PSP2503-40 Duraflex Ultralite Cable Assembly x 4mt
	PSP2503-50 Duraflex Ultralite Cable Assembly x 5mt
8	SGB2514 Ergo Handle Kit c/w Lock Nut
9	DGB2516 Standard Trigger Assembly
10	DGB2516L Extended Trigger Assembly
11	PB2517 Hanger Hook

*Denotes torch package standard wear part set-up

For more information please refer to the following sections:

- Master Wear Parts Table Page 35-43
- Rear-End / Cable Parts Page 66-68





one + plus system

Torches

Description	Part No.		
Suregrip Ultra Air-Cooled Torch Package	3mt	4mt	5mt
	SDU3600-30ER	SDU3600-40ER	SDU3600-50ER

Wear Parts

A Nozzles

Part No.	Description	Bore	Wall	Material
PB3615	Cylindrical Nozzle	19.0	2.25mm	Cu
*PB3616	Conical Nozzle	16.1	2.25mm	Cu
PB3617	Tapered Nozzle	12.0	2.25mm	Cu

B Contact Tips

Part No.	Description	Material	Wire Size	
			mm	Inch
PB2504-08	Contact Tip	Cu	0.8	0.030"
PB2504-10	Contact Tip	Cu	1.0	0.040"
PB2504-12	Contact Tip	Cu	1.2	0.045"
PB2504-10A	Contact Tip	Cu	1.0	0.040"
PB4014-08	Contact Tip	Cu	0.8	0.030"
PB4014-10	Contact Tip	Cu	1.0	0.040"
*PB4014-12	Contact Tip	Cu	1.2	0.045"

C Tip Adaptors

Part No.	Description	Material
PB3612	Tip Adaptor	Brass
PB3613	Tip Adaptor	Brass
*PB3614	Tip Adaptor	Brass

D Diffusers

Part No.	Description	Colour	Material
*PB3605B	Diffuser	Black	DMC3
PB3605C	Diffuser	White	Ceramic
PB3605W	Diffuser	White	DMC3

E Liners

Part No.	Description	Length	Wire Size
			mm
*PB2524-30	Steel Liner x 3mt	3.4mt	1.0-1.2
*PB2524-40	Steel Liner x 4mt	4.4mt	1.0-1.2
*PB2524-50	Steel Liner x 5mt	5.4mt	1.0-1.2

Spare Parts

Part No.	Description
1	PG3603 Swan Neck Assembly
2	PG1515 Ergo Handle Location Body
3	PB1521 Cable Terminal
4	PB1521-C Cable Terminal Cover
5	PG8016 Handle Cable Support
6	PSP3609-30 Duraflex Ultralite Cable Assembly x 3mt
	PSP3609-40 Duraflex Ultralite Cable Assembly x 4mt
	PSP3609-50 Duraflex Ultralite Cable Assembly x 5mt
7	SGB2514 Ergo Handle Kit c/w Lock Nut
8	DGB2516 Standard Trigger Assembly
9	DGB2516L Extended Trigger Assembly
10	PB2517 Hanger Hook

*Denotes torch package standard wear part set-up

For more information please refer to the following sections:


- Master Wear Parts Table Page 35-43
- Rear-End / Cable Parts Page 66-68



Nozzles

SGB/SGF 150A

Part No.	Description	Bore	Wall	Material
PB1529	Cylindrical Nozzle	16.0	0.9mm	Cu
* PB1530	Conical Nozzle	12.0	0.9mm	Cu
PB1531	Tapered Nozzle	10.5	0.9mm	Cu
PB1532	Bottle Nozzle	12.8	0.9mm	Cu
PB1533	Spot Welding Nozzle	16.0	0.9mm	Cu



SGB/SGF 250A/SB 250A Auto

Part No.	Description	Bore	Wall	Material
PB2507	Cylindrical Nozzle	18.0	1.5mm	Cu
* PB2508	Conical Nozzle	15.0	1.5mm	Cu
PB2509	Tapered Nozzle	12.0	1.5mm	Cu
PB2510	Bottle Nozzle	14.5	1.5mm	Cu
PB2511	Spot Welding Nozzle	18.0	1.5mm	Cu




SGB 240A/240W

Part No.	Description	Bore	Wall	Material
PB2415	Cylindrical Nozzle	17.2	1.40mm	Cu
* PB2416	Conical Nozzle	12.6	1.40mm	Cu
PB2417	Tapered Nozzle	10.0	1.40mm	Cu



SGB 380A/401W/501W/555W/SB 501W Auto

Part No.	Description	Bore	Wall	Material
PB5027	Cylindrical Nozzle	19.0	2.50mm	Cu
* PB5028	Conical Nozzle	16.0	2.50mm	Cu
PB5028HD	Conical Nozzle	16.0	3.20mm	Cu
PB5029	Tapered Nozzle	14.0	2.50mm	Cu



SGB 360A/SB 360A Auto

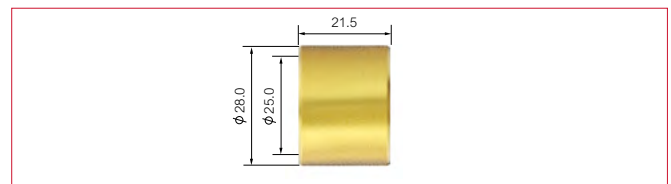
Part No.	Description	Bore	Wall	Material
PB3615	Cylindrical Nozzle	19.0	2.25mm	Cu
* PB3616	Conical Nozzle	16.1	2.25mm	Cu
PB3617	Tapered Nozzle	12.0	2.25mm	Cu



Nozzle Adaptors


SGB 605W

Part No.	Description	Material
* PB6515	Nozzle Adaptor	Brass



SGB 605W

Part No.	Description	Bore	Wall	Material
* PB6528	Conical Nozzle	17.0	2.60mm	Cu

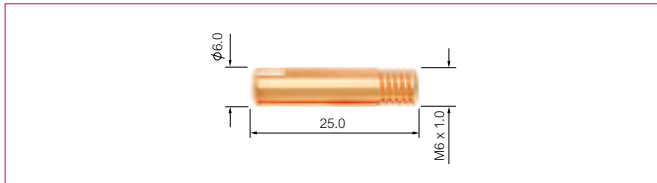


* Denotes torch package standard wear part set-up

Contact Tips

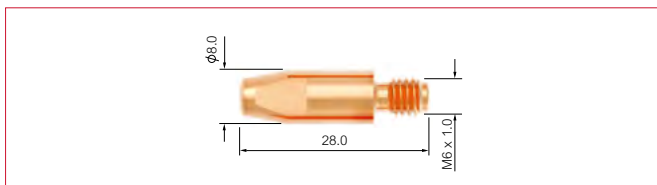
SGB/SGF 150A

Part No.	Description	Material	Wire Size	
			mm	inch
PB1527-06	Contact Tip	Cu	0.6	0.023
* PB1527-08	Contact Tip	Cu	0.8	0.030
PB1527-09	Contact Tip	Cu	0.9	0.035
PB1527-10	Contact Tip	Cu	1.0	0.040
PB1527-12	Contact Tip	Cu	1.2	0.045

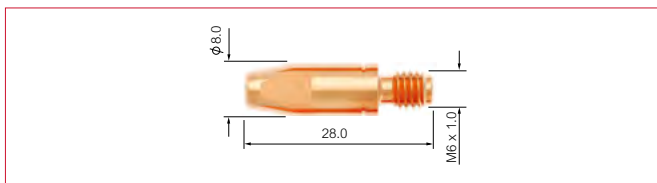


**SGB 240A/250A/360A/240W/SGF 250A/
SB 250A Auto/360A Auto**

Part No.	Description	Material	Wire Size	
			mm	inch
PB2504-06	Contact Tip	Cu	0.6	0.023
PB2504-08	Contact Tip	Cu	0.8	0.030
PB2504-09	Contact Tip	Cu	0.9	0.035
* PB2504-10	Contact Tip	Cu	1.0	0.040
PB2504-12	Contact Tip	Cu	1.2	0.045
PB2504-14	Contact Tip	Cu	1.4	0.055
PB2504-16	Contact Tip	Cu	1.6	0.063
PB2504-10A	Contact Tip	Cu	1.0	0.040
PB2504-12A	Contact Tip	Cu	1.2	0.045
PB2504-16A	Contact Tip	Cu	1.6	0.063

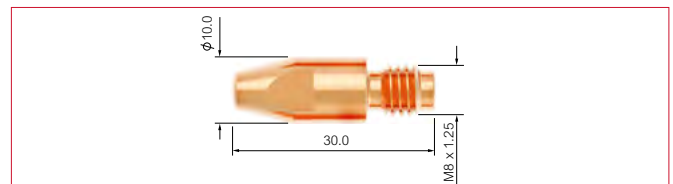


PB2505-08	Contact Tip	CuCrZr	0.8	0.030
PB2505-09	Contact Tip	CuCrZr	0.9	0.035
PB2505-10	Contact Tip	CuCrZr	1.0	0.040
PB2505-12	Contact Tip	CuCrZr	1.2	0.045
PB2505-16	Contact Tip	CuCrZr	1.6	0.063
PB2505-10A	Contact Tip	CuCrZr	1.0	0.040
PB2505-12A	Contact Tip	CuCrZr	1.2	0.045
PB2505-16A	Contact Tip	CuCrZr	1.6	0.063

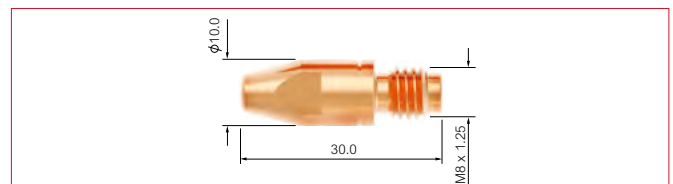


**SGB 360A/380A/401W/501W/555W
SB 360A Auto/501W Auto**

Part No.	Description	Material	Wire Size	
			mm	inch
PB4014-08	Contact Tip	Cu	0.8	0.030
PB4014-09	Contact Tip	Cu	0.9	0.035
PB4014-10	Contact Tip	Cu	1.0	0.040
*PB4014-12	Contact Tip	Cu	1.2	0.045
PB4014-14	Contact Tip	Cu	1.4	0.055
PB4014-16	Contact Tip	Cu	1.6	0.063
PB4014-20	Contact Tip	Cu	2.0	0.080
PB4014-24	Contact Tip	Cu	2.4	0.095
PB4014-10A	Contact Tip	Cu	1.0	0.040
PB4014-12A	Contact Tip	Cu	1.2	0.045
PB4014-16A	Contact Tip	Cu	1.6	0.063

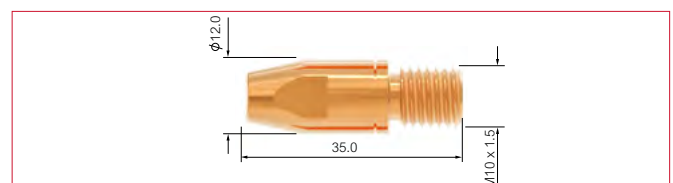


PB4015-08	Contact Tip	CuCrZr	0.8	0.030
PB4015-09	Contact Tip	CuCrZr	0.9	0.035
PB4015-10	Contact Tip	CuCrZr	1.0	0.040
*PB4015-12	Contact Tip	CuCrZr	1.2	0.045
PB4015-13	Contact Tip	CuCrZr	1.3	0.052
PB4015-14	Contact Tip	CuCrZr	1.4	0.055
PB4015-16	Contact Tip	CuCrZr	1.6	0.063
PB4015-20	Contact Tip	CuCrZr	2.0	0.080
PB4015-24	Contact Tip	CuCrZr	2.4	0.095
PB4015-10A	Contact Tip	CuCrZr	1.0	0.040
PB4015-12A	Contact Tip	CuCrZr	1.2	0.045
PB4015-16A	Contact Tip	CuCrZr	1.6	0.063



SGB 605W

Part No.	Description	Material	Wire Size	
			mm	inch
PB6015-10	Contact Tip	CuCrZr	1.0	0.040
* PB6015-12	Contact Tip	CuCrZr	1.2	0.045
PB6015-14	Contact Tip	CuCrZr	1.4	0.055
PB6015-16	Contact Tip	CuCrZr	1.6	0.063
PB6015-20	Contact Tip	CuCrZr	2.0	0.080
PB6015-24	Contact Tip	CuCrZr	2.4	0.095




* Denotes torch package standard wear part set-up

Tip Adaptors

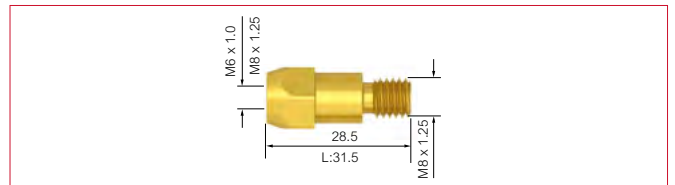
SGB/SGF 150A

Part No.	Description	Material
* PB1507LH	Tip Adaptor Left Hand	Brass



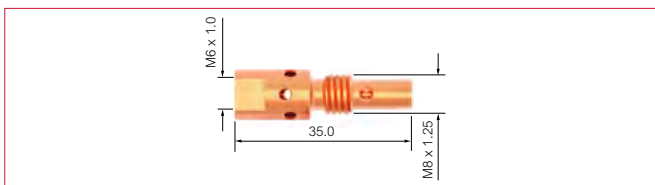
SGB 360A/SB 360A Auto

Part No.	Description	Material
PB3612	Tip Adaptor 28.5mm M6	Brass
PB3613	Tip Adaptor 31.5mm M6	Brass
* PB3614	Tip Adaptor 28.5mm M8	Brass

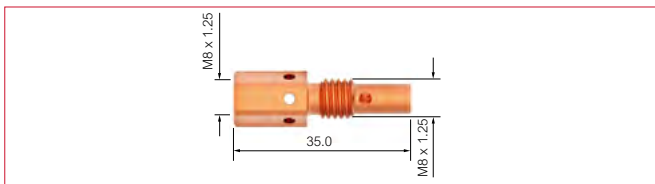


SGB/SGF 250A/SB 250A Auto

Part No.	Description	Material
* PB2506	Tip Adaptor	Brass




PB2536	Tip Adaptor M8	Brass
--------	----------------	-------



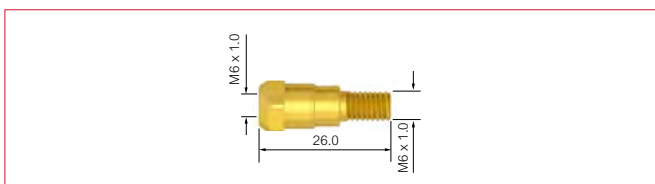
SGB 380A

Part No.	Description	Material
* PB3812	Tip Adaptor	Brass



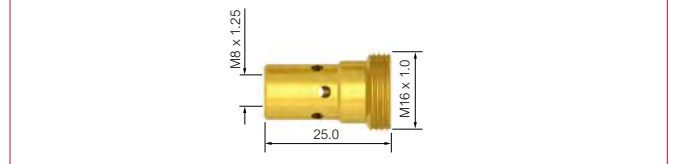
SGB 240A/240W

Part No.	Description	Material
* PB2412	Tip Adaptor	Brass




SGB 401W/501W/SB 501W Auto

Part No.	Description	Material
* PB5001	Tip Adaptor	Brass
* PB5001C	Tip Adaptor	CuCrZr




PB5001L	Tip Adaptor	Brass
---------	-------------	-------



Tip Adaptors

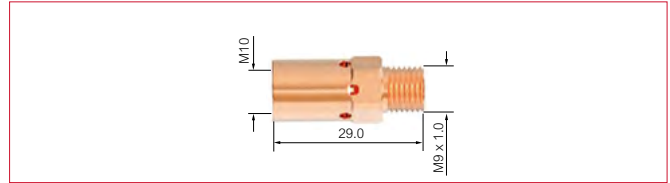
SGB 555W

Part No.	Description	Material
* PB5501	Tip Adaptor	CuCrZr



SGB 605W

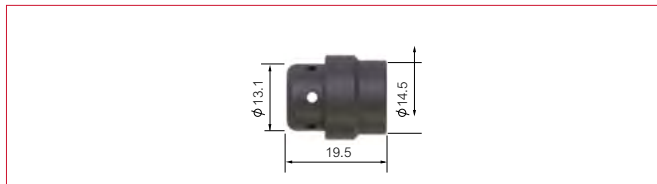
Part No.	Description	Material
* PB6501	Tip Adaptor 29.0mm M10	CuCrZr



Diffusers

SGB 240A/240W

Part No.	Description	Colour	Material
* PB2405B	Diffuser	Black	DMC3
PB2405C	Diffuser	White	Ceramic
PB2405W	Diffuser	White	DMC3
PB2405S	Diffuser	Red	Silicon




SGB 360A/SB 360A Auto

Part No.	Description	Colour	Material
* PB3605B	Diffuser	Black	DMC3
PB3605C	Diffuser	White	Ceramic
PB3605W	Diffuser	White	DMC3
PB3605H	High Performance	Black	HPP



**SGB 380A/401W/501W/555W/
SB 501W Auto**

Part No.	Description	Colour	Material
* PB5005B	Diffuser	Black	DMC3
PB5005C	Diffuser	White	Ceramic
PB5005W	Diffuser	White	DMC3
* PB5005H	High Performance	Black	HPP



SGB 605W

Part No.	Description	Colour	Material
* PB6505H	High Performance	Black	DMC3




Liner Options 0.6-1.2mm

SGB/SGF 150A/240A/250A/360A/SB 250A Auto/360A Auto

Part No.	Description	Length	Nipple	Wire Size mm
* PB1535-30	Steel Liner x 3mt	3.4mt	Moulded Nipple	0.6-0.9
* PB1535-40	Steel Liner x 4mt	4.4mt	Moulded Nipple	0.6-0.9
* PB1535-50	Steel Liner x 5mt	5.4mt	Moulded Nipple	0.6-0.9



PB1535-30B	Steel Liner x 3mt	3.4mt	Brass Nipple	0.6-0.9
PB1535-40B	Steel Liner x 4mt	4.4mt	Brass Nipple	0.6-0.9
PB1535-50B	Steel Liner x 5mt	5.4mt	Brass Nipple	0.6-0.9



PB1536-30	Teflon Liner x 3mt	3.6mt	Brass Nipple	0.6-0.9
PB1536-40	Teflon Liner x 4mt	4.6mt	Brass Nipple	0.6-0.9
PB1536-50	Teflon Liner x 5mt	5.6mt	Brass Nipple	0.6-0.9
PNE1564	Optional Brass Neck Liner	0.3mt	Brass Nipple	0.8-1.2



PB1564-30	Polyamide/Brass Liner x 4.0mm O/D x 3mt	3.6mt	Brass Nipple	0.8-1.2
PB1564-40	Polyamide/Brass Liner x 4.0mm O/D x 4mt	4.6mt	Brass Nipple	0.8-1.2
PB1564-50	Polyamide/Brass Liner x 4.0mm O/D x 5mt	5.6mt	Brass Nipple	0.8-1.2



Liner Options 1.0-1.2mm

SGB 240A/250A/360A/380A/SB 250A Auto/360A Auto

Part No.	Description	Length	Nipple	Wire Size mm
* PB2524-30	Steel Liner x 3mt	3.4mt	Moulded Nipple	1.0-1.2
* PB2524-40	Steel Liner x 4mt	4.4mt	Moulded Nipple	1.0-1.2
* PB2524-50	Steel Liner x 5mt	5.4mt	Moulded Nipple	1.0-1.2



PB2524-30B	Steel Liner x 3mt	3.4mt	Brass Nipple	1.0-1.2
PB2524-40B	Steel Liner x 4mt	4.4mt	Brass Nipple	1.0-1.2
PB2524-50B	Steel Liner x 5mt	5.4mt	Brass Nipple	1.0-1.2



SGB 240W/401W/501W/555W/605W/SB 501W Auto

Part No.	Description	Length	Nipple	Wire Size mm
* PB5033-30	Steel Liner x 3mt	3.5mt	Moulded Nipple	1.0-1.2
* PB5033-40	Steel Liner x 4mt	4.5mt	Moulded Nipple	1.0-1.2
* PB5033-50	Steel Liner x 5mt	5.5mt	Moulded Nipple	1.0-1.2



PB5033-30B	Steel Liner x 3mt	3.5mt	Brass Nipple	1.0-1.2
PB5033-40B	Steel Liner x 4mt	4.5mt	Brass Nipple	1.0-1.2
PB5033-50B	Steel Liner x 5mt	5.5mt	Brass Nipple	1.0-1.2



Liner Options 1.0-1.6mm

SGB/SGF 240A/250A/360A/380A/240W/401W/501W/SB 250A Auto/360A Auto/501W Auto

Part No.	Description	Length	Nipple	Wire Size mm
PB2513-30	Teflon Liner x 3mt	3.6mt	Teflon Brass Nipple	1.0-1.2
PB2513-40	Teflon Liner x 4mt	4.6mt	Teflon Brass Nipple	1.0-1.2
PB2513-50	Teflon Liner x 5mt	5.6mt	Teflon Brass Nipple	1.0-1.2
PNE1564	Optional Brass Neck Liner	0.3mt	Teflon Brass Nipple	0.8-1.2



PB2564-30	Polyamide/Brass Liner x 4.7mm O/D x 3mt	3.6mt	Brass Nipple	1.2-1.6
PB2564-40	Polyamide/Brass Liner x 4.7mm O/D x 4mt	4.6mt	Brass Nipple	1.2-1.6
PB2564-50	Polyamide/Brass Liner x 4.7mm O/D x 5mt	5.6mt	Brass Nipple	1.2-1.6



* Denotes torch package standard wear part set-up

Liner Options 1.2-1.6mm

SGB 360A/380A

Part No.	Description	Length	Nipple	Wire Size mm
PB3631-30	Steel Liner x 3mt	3.4mt	Moulded Nipple	1.6
PB3631-40	Steel Liner x 4mt	4.4mt	Moulded Nipple	1.6
PB3631-50	Steel Liner x 5mt	5.4mt	Moulded Nipple	1.6



PB3631-30B	Steel Liner x 3mt	3.4mt	Brass Nipple	1.6
PB3631-40B	Steel Liner x 4mt	4.4mt	Brass Nipple	1.6
PB3631-50B	Steel Liner x 5mt	5.4mt	Brass Nipple	1.6



SGB 401W/501W/555W/605W/SB 501W Auto

Part No.	Description	Length	Nipple	Wire Size mm
PB5034-30	Steel Liner x 3mt	3.5mt	Moulded Nipple	1.2-1.6
PB5034-40	Steel Liner x 4mt	4.5mt	Moulded Nipple	1.2-1.6
PB5034-50	Steel Liner x 5mt	5.5mt	Moulded Nipple	1.2-1.6



PB5034-30B	Steel Liner x 3mt	3.5mt	Brass Nipple	1.2-1.6
PB5034-40B	Steel Liner x 4mt	4.5mt	Brass Nipple	1.2-1.6
PB5034-50B	Steel Liner x 5mt	5.5mt	Brass Nipple	1.2-1.6



* Denotes torch package standard wear part set-up

Liner Options 1.2-2.0mm

SGB 401W/501W/555W/605W/SB 501W Auto

Part No.	Description	Length	Nipple	Wire Size mm
PB3626-30	Teflon Liner x 3mt	3.6mt	Brass Nipple	1.2-1.6
PB3626-40	Teflon Liner x 4mt	4.6mt	Brass Nipple	1.2-1.6
PB3626-50	Teflon Liner x 5mt	5.6mt	Brass Nipple	1.2-1.6
PNE2564	Optional Brass Neck Liner	0.3mt	Brass Nipple	1.2-1.6



PB3564-30	Polyamide/Brass Liner x 4.7mm O/D x 3mt	3.6mt	Brass Nipple	1.6-2.0
PB3564-40	Polyamide/Brass Liner x 4.7mm O/D x 4mt	4.6mt	Brass Nipple	1.6-2.0
PB3564-50	Polyamide/Brass Liner x 4.7mm O/D x 5mt	5.6mt	Brass Nipple	1.6-2.0



Liner Options 2.0-2.4mm

SGB 360A/380A

Part No.	Description	Length	Nipple	Wire Size mm
PB4631-30B	Steel Liner x 3mt	3.5mt	Brass Nipple	2.0-2.4
PB4631-40B	Steel Liner x 4mt	4.5mt	Brass Nipple	2.0-2.4
PB4631-50B	Steel Liner x 5mt	5.5mt	Brass Nipple	2.0-2.4



SGB 401W/501W/555W/605W

Part No.	Description	Length	Nipple	Wire Size mm
PB5035-30B	Steel Liner x 3mt	3.5mt	Brass Nipple	2.0-2.4
PB5035-40B	Steel Liner x 4mt	4.5mt	Brass Nipple	2.0-2.4
PB5035-50B	Steel Liner x 5mt	5.5mt	Brass Nipple	2.0-2.4



* Denotes torch package standard wear part set-up

Contents

Duragrip BZL Mig/Mag Torch Range Features Focus 46

Duragrip BZL Mig/Mag Torch Range Overview and Ratings 48

Torch Range

Air-Cooled	Duragrip BZL DGB 150A	50
	Duragrip BZL DGB 240A	51
	Duragrip BZL DGB 250A	52
	Duragrip BZL DGB 360A	53

Liquid-Cooled	Duragrip BZL DGB 240W	54
	Duragrip BZL DGB 401W	55
	Duragrip BZL DGB 501W	56

Wear Parts

Nozzles	57
Contact Tips	58
Tip Adaptors	59
Diffusers	60
Liners	61

Rear-End Spare Parts 66

Duragrip BZL Mig/Mag Torch Range

Air-Cooled Features Focus

Same performance levels as the standard Suregrip BZL series but with fewer features and lower duty cycles.

Entry Level Welding Torches for The Cost Conscious



100% Binzel® Compatibility Guaranteed

Quality Wear Parts


All wear parts are manufactured to the same specification as the original manufacturer ensuring reliability, longevity and superior performance

- Contact tips are manufactured using quality copper alloys
- Standard performance tip adaptors, diffusers and swan necks

Flexibility and Durability

Duraflex Ultralite

- Cable sets offer the ultimate in heat and burn resistance.
- The addition of a knuckle joint enables small movements of the handle and neck independently of the cable assembly
- Cable supports are designed to combine flexibility and with smooth and consistent wire feeding



ONE + PLUS SYSTEM

"Plug and Play" Configurability

One + Plus system configured to your exact needs

- "Plug and play" switch interchangeability in seconds! - try it!
- Switches are available with standard and extended lever options



Duragrip BZL Mig/Mag Torch Range

Liquid-Cooled Features Focus

Welding Tools for the Professional



Ergonomics

Every detail has been considered to ensure the welder has the very best handling experience

- Handles have been re-engineered to prevent trapped wires
- Torch handles disassemble in 5 seconds for rapid fault analysis
- The addition of a knuckle joint enables small movements of the handle and neck independently of the cable assembly
- The first patented screwless handle continues to be utilized

Superior Flexibility and Durability

- Cable sets are produced from PVC and housed in a durable canvas sheath
- The addition of a knuckle joint enables small movements of the handle and neck independently of the cable assembly
- Cable supports are designed to combine flexibility and with smooth and consistent wire feeding




Ease of Maintenance

Functionality and ease of repair

- Screwless design solutions. Euro housing sets ensure minimum downtime and productivity – No tools required!
- Designed to improve seal integrity in Argon applications.
- Our spring pins – often copied,, can't be beaten

The Smart Way To Buy Welding and Cutting Tools



Duragrip BZL Mig/Mag Torch Range

Ratings: 150 Amp to 450 Amp, Mixed Gas



Model	DGB 150A	DGB 240A	DGB 250A	DGB 360A
Technical Data				
Cooling Method	Air-Cooled	Air-Cooled	Air-Cooled	Air-Cooled
Rating: CO ₂	180A	250A	230A	320A
Rating: Mixed Gas	150A	220A	200A	290A
Duty Cycle	35%	35%	35%	35%
Wire Size	0.6-1.0	0.8-1.2	0.8-1.2	0.8-1.2
Minimum Water Flow	-	-	-	-
Minimum Water Inlet Pressure	-	-	-	-
Minimum Cooling Requirements	-	-	-	-
Maximum Water Inlet Pressure	-	-	-	-
Maximum Water Inlet Temperature	-	-	-	-
Order Codes				
3mt	DDU1500-30ER	DDU2400-30ER	DDU2500-30ER	DDU3600-30ER
4mt	DDU1500-40ER	DDU2400-40ER	DDU2500-40ER	DDU3600-40ER
5mt	DDU1500-50ER	DDU2400-50ER	DDU2500-50ER	DDU3600-50ER

Duragrip BZL Mig/Mag Torch Range

Ratings: 150 Amp to 450 Amp, Mixed Gas

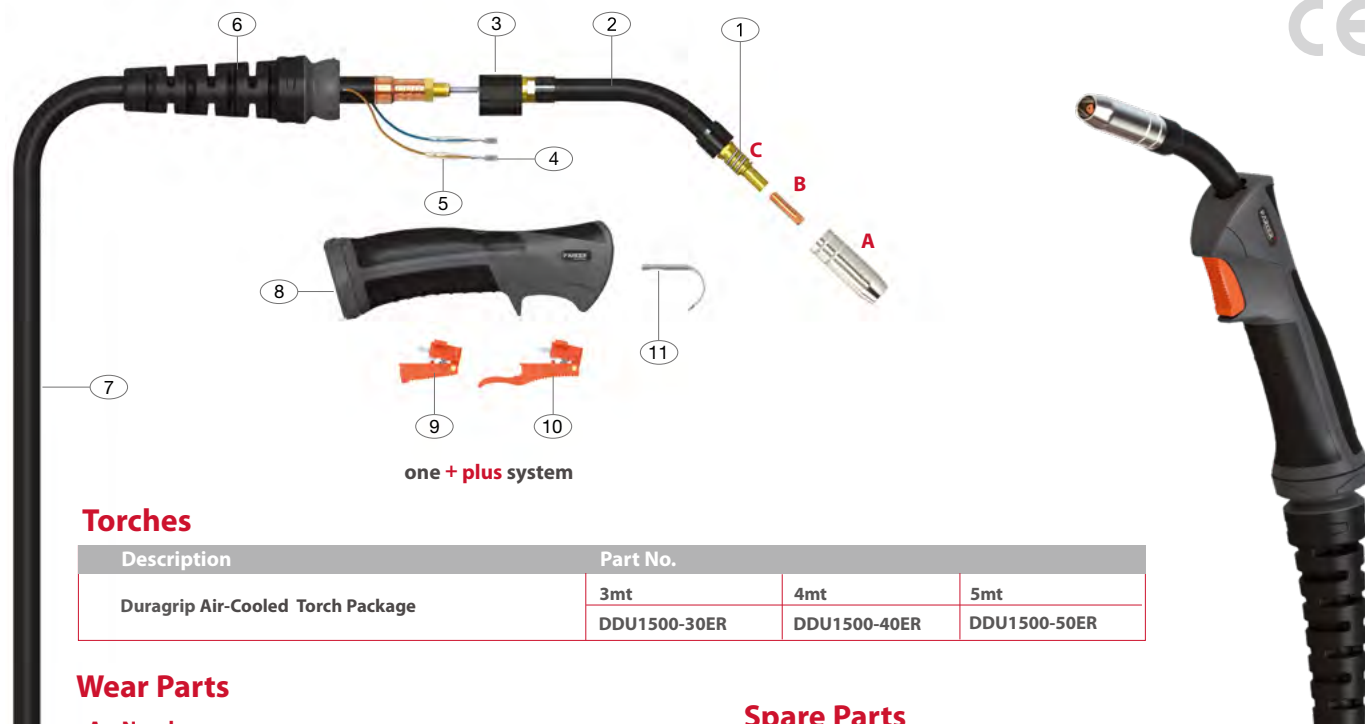


Model	DGB 240W	DGB 401W	DGB 501W	
Technical Data				
Cooling Method	Liquid-Cooled	Liquid-Cooled	Liquid-Cooled	
Rating: CO ₂	300A	400A	500A	
Rating: Mixed Gas	270A	350A	450A	
Duty Cycle	60%	60%	60 %	
Wire Size	0.8-1.2	0.8-1.2	1.0-1.6	
Minimum Water Flow	1.2l/min	1.2l/min	1.2l/min	
Minimum Water Inlet Pressure	2.0Bar	2.0Bar	2.0Bar	
Minimum Cooling Requirements	900W	1000W	1100W	
Maximum Water Inlet Pressure	5.0Bar	5.0Bar	5.0Bar	
Maximum Water Inlet Temperature	50°C	50°C	50°C	
<hr/>				
Order Codes	3mt	DGB2400W-30ER	DGB4001-30ER	DGB5000-30ER
	4mt	DGB2400W-40ER	DGB4001-40ER	DGB5000-40ER
	5mt	DGB2400W-50ER	DGB4001-50ER	DGB5000-50ER

DGB 150A Duragrip BZL Mig/Mag Torch Range

Rating: 180A CO₂, 150A mixed gas, EN60974-7 @ 35% duty cycle. 0.6 to 1.0mm wires

Air-Cooled Mig Welding Torch



one + plus system

Torches

Description	Part No.		
	3mt	4mt	5mt
Duragrip Air-Cooled Torch Package	DDU1500-30ER	DDU1500-40ER	DDU1500-50ER

Wear Parts

A Nozzles

Part No.	Description	Bore	Wall	Material
* PC1530	Conical Nozzle	12.0	0.95mm	Brass

B Contact Tips

Part No.	Description	Material	Wire Size	
			mm	Inch
PB1527-06	Contact Tip	Cu	0.6	0.023"
* PB1527-08	Contact Tip	Cu	0.8	0.030"
PB1527-09	Contact Tip	Cu	0.9	0.035"
PB1527-10	Contact Tip	Cu	1.0	0.040"

C Tip Adaptors

Part No.	Description	Material
* PB1507L\H	Tip Adaptor Left Hand	Brass

D Liners

Part No.	Description	Length	Wire Size	
			mm	
* PE1535-30	Steel Liner x 3mt	3.4mt	0.6-0.9	
* PE1535-40	Steel Liner x 4mt	4.4mt	0.6-0.9	
* PE1535-50	Steel Liner x 5mt	5.4mt	0.6-0.9	

Spare Parts

Part No.	Description
1	PB1504 Shroud Spring
2	PE1501 Swan Neck Assembly
3	PG1515 Ergo Handle Location Body
4	PB1521 Cable Terminal
5	PB1521-C Cable Terminal Cover
6	PG8015 Handle Cable Support
7	PDU1517-30 Duraflex Ultralite Cable Assembly x 3mt
	PDU1517-40 Duraflex Ultralite Cable Assembly x 4mt
	PDU1517-50 Duraflex Ultralite Cable Assembly x 5mt
8	DGB2514 Ergo Handle Kit c/w Lock Nut
9	DGB2516 Standard Trigger Assembly
10	DGB2516L Extended Trigger Assembly
11	PB2517 Hanger Hook(Optional Extra)

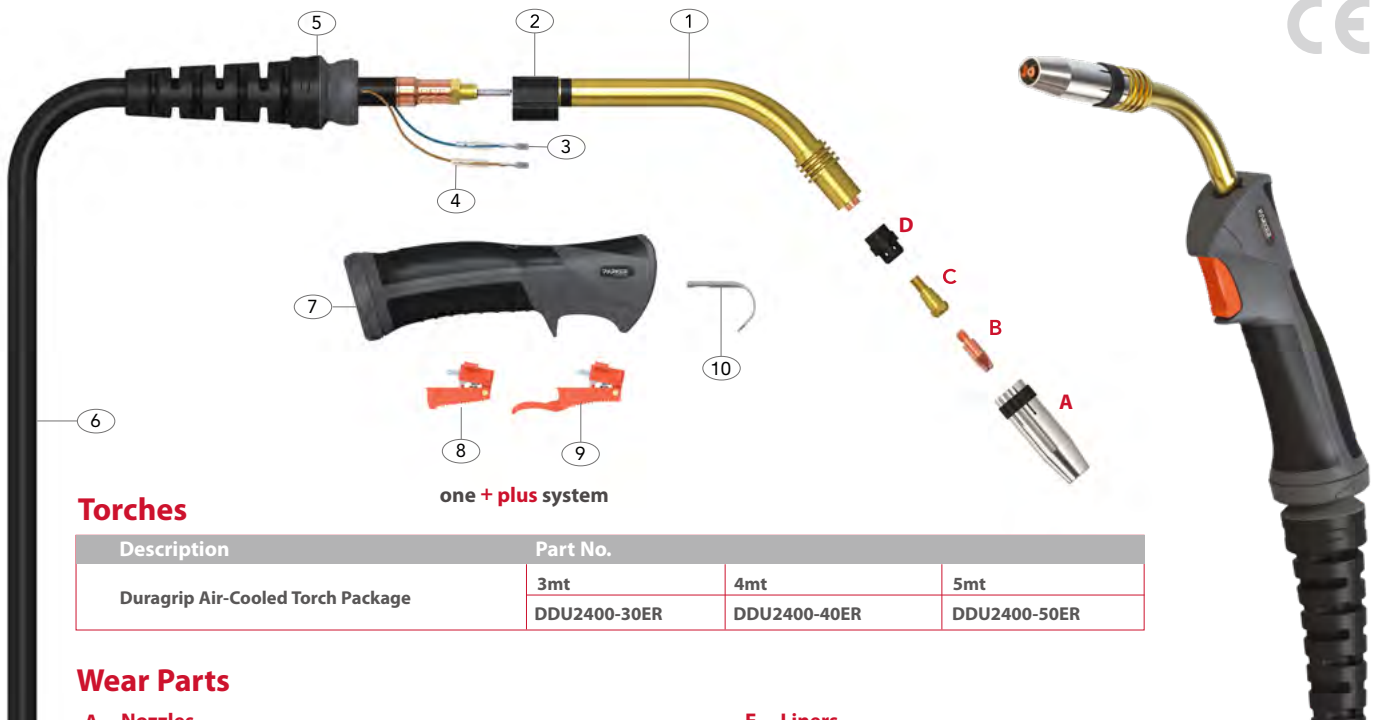
*Denotes torch package standard wear part set-up
For more information please refer to the following sections:
• Master Wear Parts Table Page 57-65
• Rear-End / Cable Parts Page 66-68



DGB 240A Duragrip Mig/Mag Torch Range

Rating: 250A CO₂, 220A mixed gas, EN60974-7 @ 35% duty cycle. 0.8 to 1.2mm wires

Air-Cooled Mig Welding Torch



Torches

Description	Part No.		
	3mt	4mt	5mt
Duragrip Air-Cooled Torch Package	DDU2400-30ER	DDU2400-40ER	DDU2400-50ER

Wear Parts

A Nozzles

Part No.	Description	Bore	Wall	Material
PB2415	Cylindrical Nozzle	17.2	1.40mm	Cu
*PB2416	Conical Nozzle	12.6	1.40mm	Cu
PB2417	Tapered Nozzle	10.0	1.40mm	Cu

B Contact Tips

Part No.	Description	Material	Wire Size	
			mm	Inch
PB2504-08	Contact Tip	Cu	0.8	0.030"
*PB2504-10	Contact Tip	Cu	1.0	0.040"
PB2504-12	Contact Tip	Cu	1.2	0.045"
PB2504-10A	Contact Tip	Cu	1.0	0.040"
PB2505-08	Contact Tip	CuCrZr	0.8	0.030"
PB2505-10	Contact Tip	CuCrZr	1.0	0.040"
PB2505-12	Contact Tip	CuCrZr	1.2	0.045"
PB2505-10A	Contact Tip	CuCrZr	1.0	0.040"

C Tip Adaptors

Part No.	Description	Material
*PB2412	Tip Adaptor	Brass

D Diffusers

Part No.	Description	Colour	Material
*PB2405B	Diffuser	Black	DMC3
PB2405C	Diffuser	White	Ceramic
PB2405W	Diffuser	White	DMC3
PB2405S	Diffuser	Red	Silicon

E Liners

Part No.	Description	Length	Wire Size
*PE2524-30	Steel Liner x 3mt	3.4mt	1.0-1.2
*PE2524-40	Steel Liner x 4mt	4.4mt	1.0-1.2
*PE2524-50	Steel Liner x 5mt	5.4mt	1.0-1.2

Spare Parts

Part No.	Description
1	PE2401 Swan Neck Assembly
2	PG1515 Ergo Handle Location Body
3	PB1521 Cable Terminal
4	PB1521-C Cable Terminal Cover
5	PG8015 Handle Cable Support
6	PDU2403-30 Duraflex Ultralite Cable Assembly x 3mt
	PDU2403-40 Duraflex Ultralite Cable Assembly x 4mt
	PDU2403-50 Duraflex Ultralite Cable Assembly x 5mt
7	DGB2514 Ergo Handle Kit c/w Lock Nut
8	DGB2516 Standard Trigger Assembly
9	DGB2516L Extended Trigger Assembly
10	PB2517 Hanger Hook(Optional Extra)

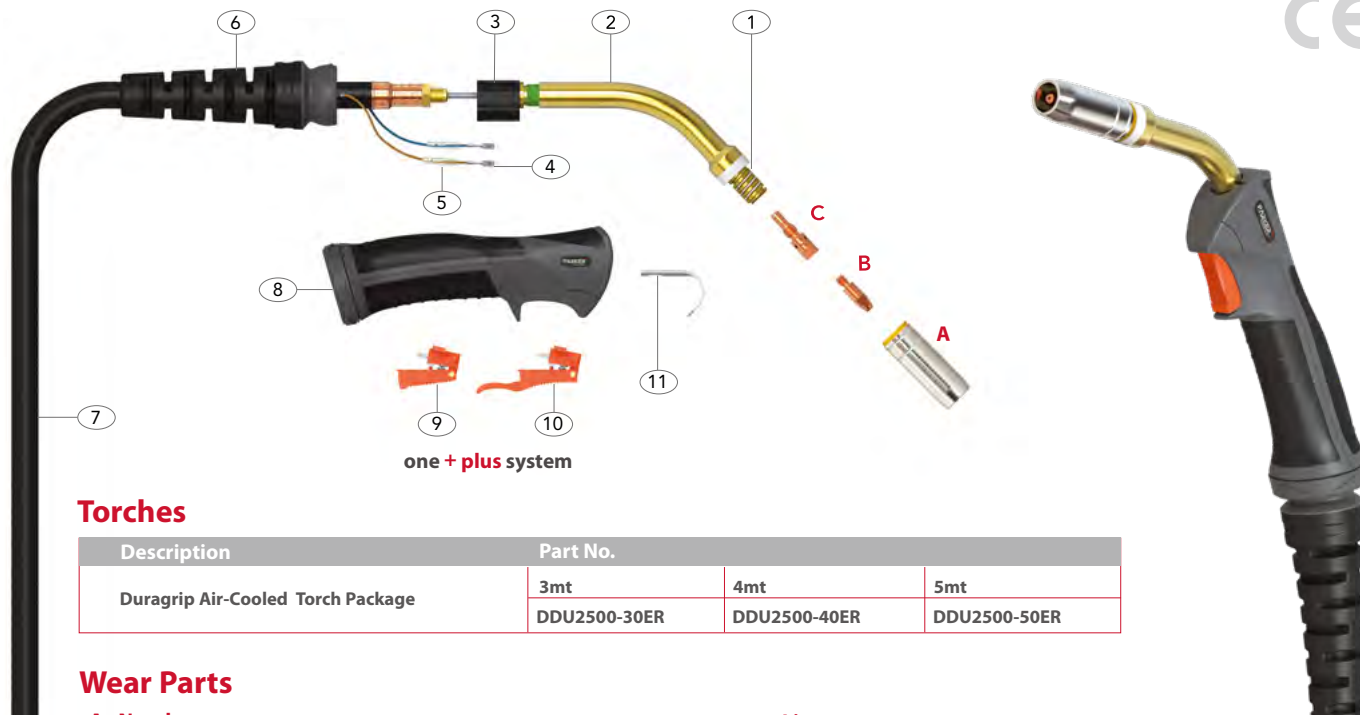
*Denotes torch package standard wear part set-up
 For more information please refer to the following sections:
 •Master Wear Parts Table Page 57-65
 •Rear-End / Cable Parts Page 66-68



DGB 250A Duragrip Mig/Mag Torch Range

Rating: 230A CO₂, 200A mixed gas, EN60974-7 @ 35% duty cycle. 0.8 to 1.2mm wires

Air-Cooled Mig Welding Torch



Torches

Description	Part No.		
	3mt	4mt	5mt
Duragrip Air-Cooled Torch Package	DDU2500-30ER	DDU2500-40ER	DDU2500-50ER

Wear Parts

A Nozzles

Part No.	Description	Bore	Wall	Material
PC2507	Cylindrical Nozzle	19.0	1.25mm	Brass
*PC2508	Conical Nozzle	15.0	1.25mm	Brass
PC2509	Tapered Nozzle	12.0	1.25mm	Brass

D Liners

Part No.	Description	Length	Wire Size
			mm
*PE2524-30	Steel Liner x 3mt	3.4mt	1.0-1.2
*PE2524-40	Steel Liner x 4mt	4.4mt	1.0-1.2
*PE2524-50	Steel Liner x 5mt	5.4mt	1.0-1.2

B Contact Tips

Part No.	Description	Material	Wire Size	
			mm	Inch
PB2504-08	Contact Tip	Cu	0.8	0.030"
*PB2504-10	Contact Tip	Cu	1.0	0.040"
PB2504-12	Contact Tip	Cu	1.2	0.045"
PB2504-10A	Contact Tip	Cu	1.0	0.040"
PB2505-08	Contact Tip	CuCrZr	0.8	0.030"
PB2505-10	Contact Tip	CuCrZr	1.0	0.040"
PB2505-12	Contact Tip	CuCrZr	1.2	0.045"
PB2505-10A	Contact Tip	CuCrZr	1.0	0.040"

Spare Parts

Part No.	Description
1	PB2502 Shroud Spring
2	PE2501 Swan Neck Assembly
3	PG1515 Ergo Handle Location Body
4	PB1521 Cable Terminal
5	PB1521-C Cable Terminal Cover
6	PG8015 Handle Cable Support
7	PDU2503-30 Duraflex Ultralite Cable Assembly x 3mt
	PDU2503-40 Duraflex Ultralite Cable Assembly x 4mt
	PDU2503-50 Duraflex Ultralite Cable Assembly x 5mt
8	DGB2514 Ergo Handle Kit c/w Lock Nut
9	DGB2516 Standard Trigger Assembly
10	DGB2516L Extended Trigger Assembly
11	PB2517 Hanger Hook(Optional Extra)

*Denotes torch package standard wear part set-up

For more information please refer to the following sections:

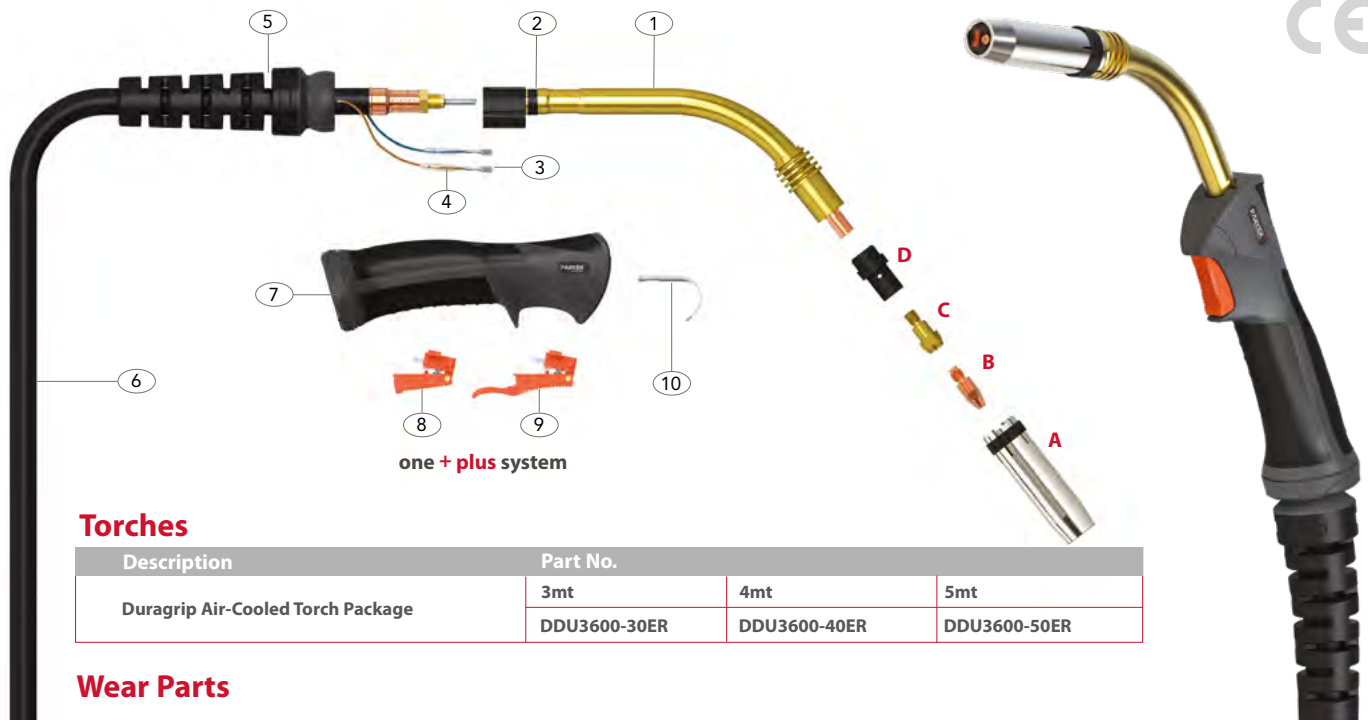
- Master Wear Parts Table Page 57-65
- Rear-End / Cable Parts Page 66-68



DGB 360A Duragrip Mig/Mag Torch Range

Rating: 320A CO₂, 290A mixed gas, EN60974-7 @ 35% duty cycle. 0.8 to 1.2mm wires

Air-Cooled Mig Welding Torch



Torches

Description	Part No.		
	3mt	4mt	5mt
Duragrip Air-Cooled Torch Package	DDU3600-30ER	DDU3600-40ER	DDU3600-50ER

Wear Parts

A Nozzles

Part No.	Description	Bore	Wall	Material
PC3615	Cylindrical Nozzle	20.1	1.70mm	Cu
*PC3616	Conical Nozzle	16.0	1.70mm	Cu
PC3617	Tapered Nozzle	12.0	1.70mm	Cu

B Contact Tips

Part No.	Description	Material	Wire Size	
			mm	Inch
PB2504-08	Contact Tip	Cu	0.8	0.030"
PB2504-10	Contact Tip	Cu	1.0	0.040"
PB2504-12	Contact Tip	Cu	1.2	0.045"
PB2504-10A	Contact Tip	Cu	1.0	0.040"
PB2505-08	Contact Tip	CuCrZr	0.8	0.030"
PB2505-10	Contact Tip	CuCrZr	1.0	0.040"
PB2505-12	Contact Tip	CuCrZr	1.2	0.045"
PB2505-10A	Contact Tip	CuCrZr	1.0	0.040"
*PB4014-12	Contact Tip	Cu	1.2	0.045"

C Tip Adaptors

Part No.	Description	Material
PB3612	Tip Adaptor	Brass
PB3613	Tip Adaptor	Brass
*PB3614	Tip Adaptor	Brass

D Diffusers

Part No.	Description	Colour	Material
*PB3605B	Diffuser	Black	DMC3
PB3605C	Diffuser	White	Ceramic
PB3605W	Diffuser	White	DMC3

E Liners

Part No.	Description	Length	Wire Size
			mm
*PE2524-30	Steel Liner x 3mt	3.4mt	1.0-1.2
*PE2524-40	Steel Liner x 4mt	4.4mt	1.0-1.2
*PE2524-50	Steel Liner x 5mt	5.4mt	1.0-1.2

Spare Parts

Part No.	Description
1	PE3603 Swan Neck Assembly
2	PG1515 Ergo Handle Location Body
3	PB1521 Cable Terminal
4	PB1521-C Cable Terminal Cover
5	PG8016 Handle Cable Support
6	PDU3609-30 Duraflex Ultralite Cable Assembly x 3mt
	PDU3609-40 Duraflex Ultralite Cable Assembly x 4mt
	PDU3609-50 Duraflex Ultralite Cable Assembly x 5mt
7	DGB2514 Ergo Handle Kit c/w Lock Nut
8	DGB2516 Standard Trigger Assembly
9	DGB2516L Extended Trigger Assembly
10	PB2517 Hanger Hook(Optional Extra)

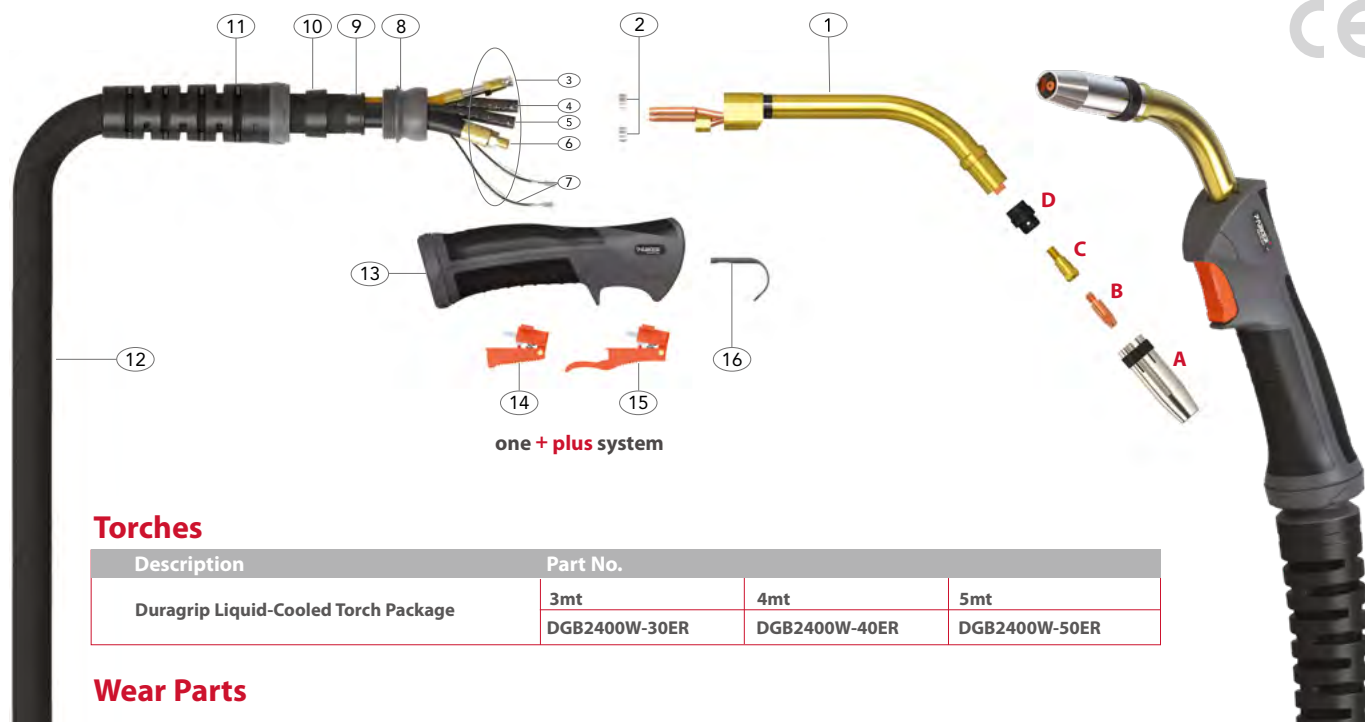
*Denotes torch package standard wear part set-up
For more information please refer to the following sections:
•Master Wear Parts Table Page 57-65
•Rear-End / Cable Parts Page 66-68



DGB 240W Duragrip Mig/Mag Torch Range

Rating: 300A CO₂, 270A mixed gas, EN60974-7 @ 60% duty cycle. 0.8 to 1.2mm wires

Liquid-Cooled Mig Welding Torch



one + plus system

Torches

Description	Part No.		
	3mt	4mt	5mt
Duragrip Liquid-Cooled Torch Package	DGB2400W-30ER	DGB2400W-40ER	DGB2400W-50ER

Wear Parts

A Nozzles

Part No.	Description	Bore	Wall	Material
PB2415	Cylindrical Nozzle	17.2	1.40mm	Cu
*PB2416	Conical Nozzle	12.6	1.40mm	Cu
PB2417	Tapered Nozzle	10.0	1.40mm	Cu

B Contact Tips

Part No.	Description	Material	Wire Size	
			mm	Inch
PB2504-08	Contact Tip	Cu	0.8	0.030"
*PB2504-10	Contact Tip	Cu	1.0	0.040"
PB2504-12	Contact Tip	Cu	1.2	0.045"

C Tip Adaptors

Part No.	Description	Material
*PB2412	Tip Adaptor	Brass

D Diffusers

Part No.	Description	Colour	Material
*PB2405B	Diffuser	Black	DMC3
PB2405C	Diffuser	White	Ceramic
PB2405W	Diffuser	White	DMC3
PB2405S	Diffuser	Red	Silicon

E Liners

Part No.	Description	Length	Wire Size
*PE5033-30	Steel Liner x 3mt	3.5mt	1.0-1.2
*PE5033-40	Steel Liner x 4mt	4.5mt	1.0-1.2
*PE5033-50	Steel Liner x 5mt	5.5mt	1.0-1.2

Spare Parts

Part No.	Description
1	PE2409 Swan Neck Assembly
2	PB5041 Hose Clamp 8.7mm
8	PPG3208-1 Ball Joint
9	PT8010 Canvas Cover Retainer Small
10	PG3235 Sheath Block
11	PGN3208-P Cable Support
12	PD4006-30 Cable Assembly x 3mt
	PD4006-40 Cable Assembly x 4mt
	PD4006-50 Cable Assembly x 5mt
13	DGB2514 Ergo Handle Kit c/w Lock Nut
14	DGB2516 Standard Trigger Assembly
15	DGB2516L Extended Trigger Assembly
16	PB2517 Hanger Hook(Optional Extra)

Cable Parts

Description	Part No.			
	3mt	4mt	5mt	
3	Outer Liner Assembly	PD5008-30	PD5008-40	PD5008-50
4	Gas Hose Assembly	PD5013-30	PD5013-40	PD5013-50
5	Water Inlet Hose Assembly	PD5012-30	PD5012-40	PD5012-50
6	Power Cable Assembly	PD4015-30	PD4015-40	PD4015-50
7	Switch Lead Assembly	PD5010-30	PD5010-40	PD5010-50
17	Water Outlet Hose	PD5017	PD5017	PD5017

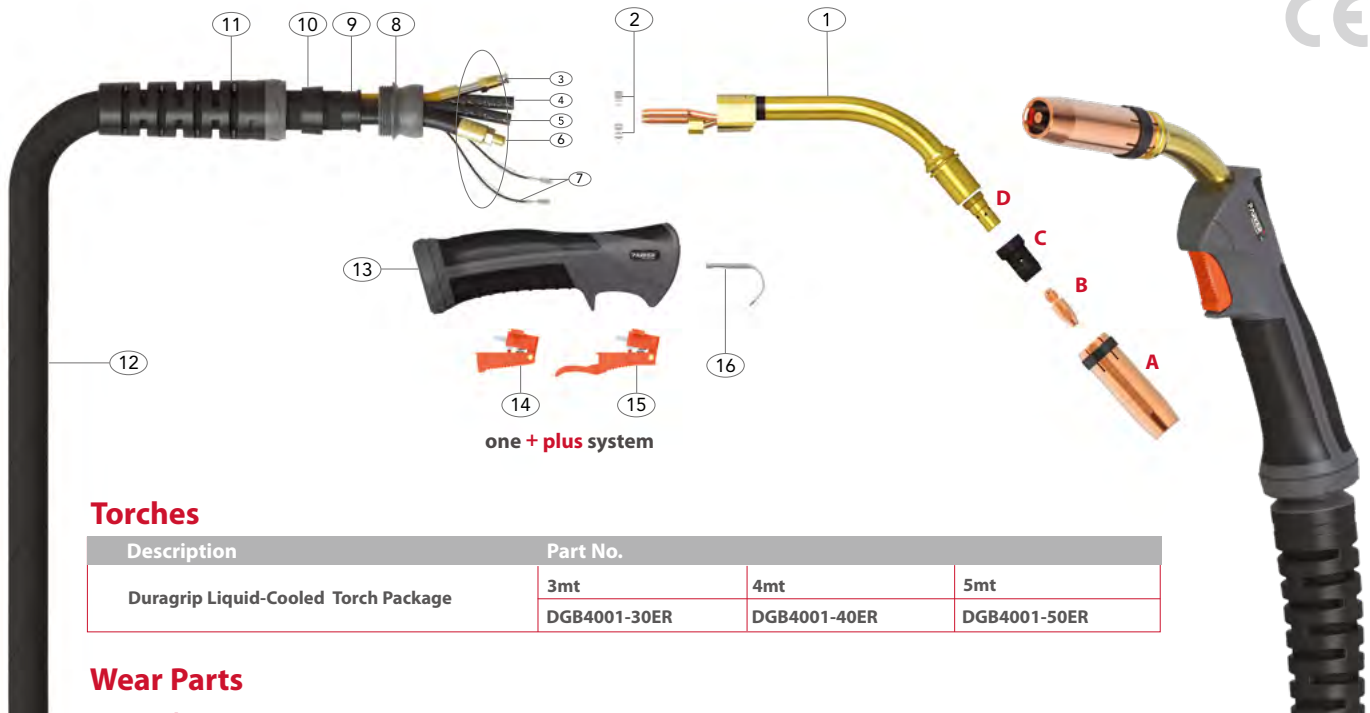
*Denotes torch package standard wear part set-up

For more information please refer to the following sections:

- Master Wear Parts Table Page 57-65
- Rear-End / Cable Parts Page 66-68

DGB 401W Duragrip Mig/Mag Torch Range

Rating: 400A CO₂, 350A mixed gas, EN60974-7 @ 60% duty cycle. 0.8 to 1.2mm wires
Liquid-Cooled Mig Welding Torch



one + plus system

Torches

Description	Part No.		
	3mt	4mt	5mt
Duragrip Liquid-Cooled Torch Package	DGB4001-30ER	DGB4001-40ER	DGB4001-50ER

Wear Parts

A Nozzles

Part No.	Description	Bore	Wall	Material
PC5027	Cylindrical Nozzle	19.0	2.50mm	Cu
*PC5028	Conical Nozzle	16.0	2.50mm	Cu
PC5029	Tapered Nozzle	14.0	2.50mm	Cu

B Contact Tips

Part No.	Description	Material	Wire Size	
			mm	Inch
PB4014-08	Contact Tip	Cu	0.8	0.030"
PB4014-10	Contact Tip	Cu	1.0	0.040"
*PB4014-12	Contact Tip	Cu	1.2	0.045"

C Diffusers

Part No.	Description	Colour	Material
*PB5005B	Diffuser	Black	DMC3
PB5005C	Diffuser	White	Ceramic
PB5005W	Diffuser	White	DMC3

D Tip Adaptors

Part No.	Description	Material
*PB5001	Tip Adaptor	Brass

E Liners

Part No.	Description	Length	Wire Size
*PE5033-30	Steel Liner x 3mt	3.5mt	1.0-1.2 mm
*PE5033-40	Steel Liner x 4mt	4.5mt	1.0-1.2
*PE5033-50	Steel Liner x 5mt	5.5mt	1.0-1.2

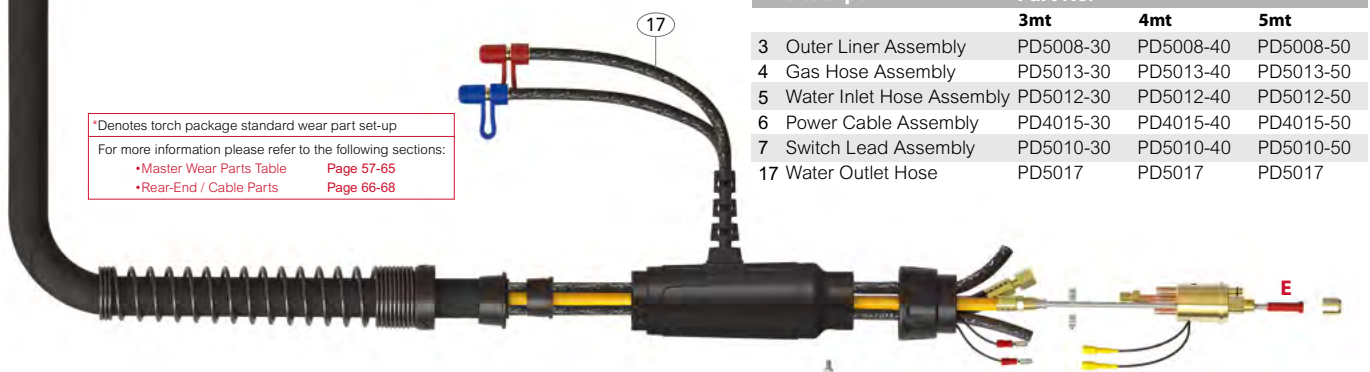
Spare Parts

Part No.	Description
1	PE4011 Swan Neck Assembly
2	PB5041 Hose Clamp 8.7mm
8	PG3208-1 Ball Joint
9	PT8010 Canvas Cover Retainer Small
10	PG3235 Sheath Block
11	PGN3208-P Cable Support
12	PD4006-30 Cable Assembly x 3mt
	PD4006-40 Cable Assembly x 4mt
	PD4006-50 Cable Assembly x 5mt
13	DGB2514 Ergo Handle Kit c/w Lock Nut
14	DGB2516 Standard Trigger Assembly
15	DGB2516L Extended Trigger Assembly
16	PB2517 Hanger Hook(Optional Extra)

Cable Parts

Description	Part No.		
	3mt	4mt	5mt
3 Outer Liner Assembly	PD5008-30	PD5008-40	PD5008-50
4 Gas Hose Assembly	PD5013-30	PD5013-40	PD5013-50
5 Water Inlet Hose Assembly	PD5012-30	PD5012-40	PD5012-50
6 Power Cable Assembly	PD4015-30	PD4015-40	PD4015-50
7 Switch Lead Assembly	PD5010-30	PD5010-40	PD5010-50
17 Water Outlet Hose	PD5017	PD5017	PD5017

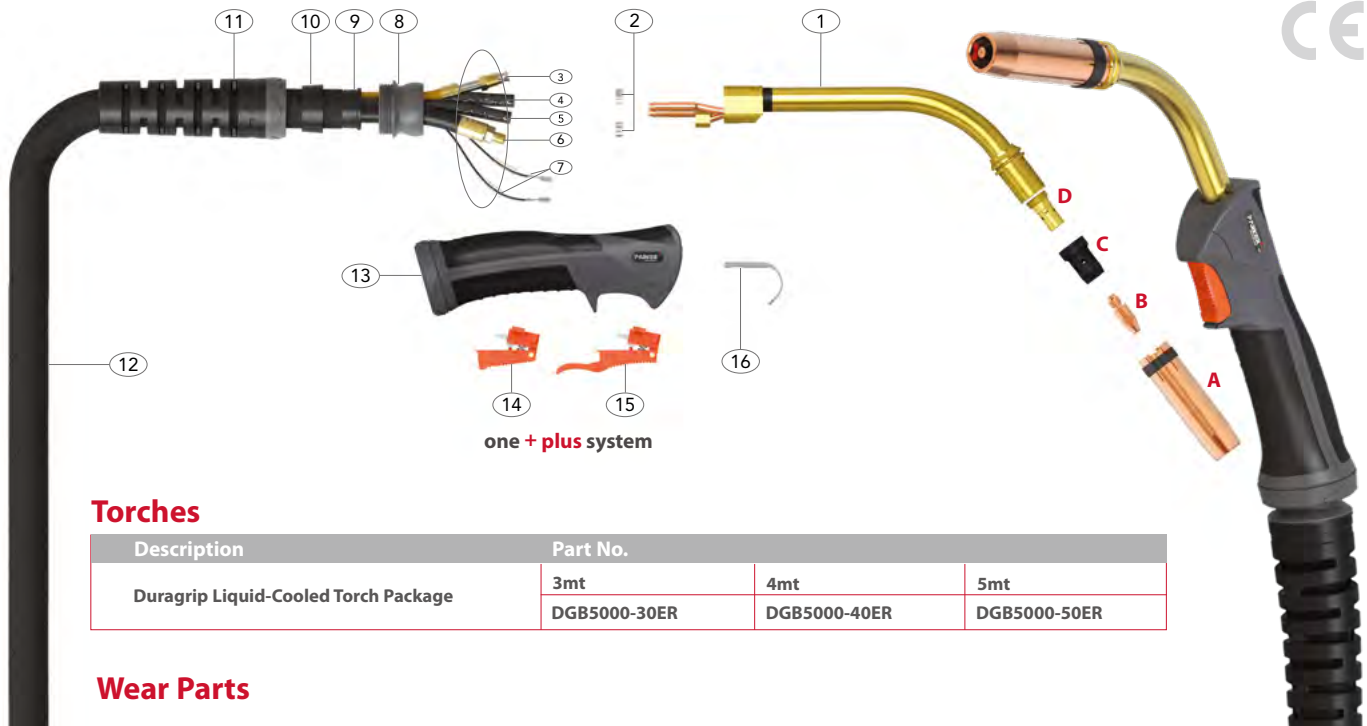
*Denotes torch package standard wear part set-up
For more information please refer to the following sections:
•Master Wear Parts Table Page 57-65
•Rear-End / Cable Parts Page 66-68



DGB 501W Duragrip Mig/Mag Torch Range

Rating: 500A CO₂, 450A mixed gas, EN60974-7 @ 60% duty cycle. 1.0 to 1.6mm wires

Liquid-Cooled Mig Welding Torch



one + plus system

Torches

Description	Part No.		
	3mt	4mt	5mt
Duragrip Liquid-Cooled Torch Package	DGB5000-30ER	DGB5000-40ER	DGB5000-50ER

Wear Parts

A Nozzles

Part No.	Description	Bore	Wall	Material
PC5027	Cylindrical Nozzle	19.0	1.95mm	Cu
*PC5028	Conical Nozzle	16.0	1.95mm	Cu
PC5029	Tapered Nozzle	14.0	1.95mm	Cu

B Contact Tips

Part No.	Description	Material	Wire Size	
			mm	Inch
PB4014-10	Contact Tip	Cu	1.0	0.040"
*PB4014-12	Contact Tip	Cu	1.2	0.045"
PB4014-16	Contact Tip	Cu	1.6	0.063"
PB4015-12	Contact Tip	CuCrZr	1.2	0.045"
PB4015-16	Contact Tip	CuCrZr	1.6	0.063"

C Diffusers

Part No.	Description	Colour	Material
*PB5005B	Diffuser	Black	DMC3
PB5005C	Diffuser	White	Ceramic
PB5005W	Diffuser	White	DMC3

D Tip Adaptors

Part No.	Description	Material
*PB5001	Tip Adaptor	Brass

E Liners

Part No.	Description	Length	Wire Size
			mm
*PE5033-30	Steel Liner x 3mt	3.5mt	1.0-1.2
*PE5033-40	Steel Liner x 4mt	4.5mt	1.0-1.2
*PE5033-50	Steel Liner x 5mt	5.5mt	1.0-1.2

Spare Parts

Part No.	Description
1	PE5002 Swan Neck Assembly
2	PB5041 Hose Clamp 8.7mm
8	PPG3208-1 Ball Joint
9	PT8010 Canvas Cover Retainer Small
10	PG3235 Sheath Block
11	PGN3208-P Cable Support
12	PD5006-30 Cable Assembly x 3mt
	PD5006-40 Cable Assembly x 4mt
	PD5006-50 Cable Assembly x 5mt
13	DGB2514 Ergo Handle Kit c/w Lock Nut
14	DGB2516 Standard Trigger Assembly
15	DGB2516L Extended Trigger Assembly
16	PB2517 Hanger Hook(Optional Extra)


Cable Parts

Description	Part No.		
	3mt	4mt	5mt
3 Outer Liner Assembly	PD5008-30	PD5008-40	PD5008-50
4 Gas Hose Assembly	PD5013-30	PD5013-40	PD5013-50
5 Water Inlet Hose Assembly	PD5012-30	PD5012-40	PD5012-50
6 Power Cable Assembly	PD5015-30	PD5015-40	PD5015-50
7 Switch Lead Assembly	PD5010-30	PD5010-40	PD5010-50
17 Water Outlet Hose	PD5017	PD5017	PD5017

*Denotes torch package standard wear part set-up

For more information please refer to the following sections:


- Master Wear Parts Table Page 57-65
- Rear-End / Cable Parts Page 66-68



Nozzles

DGB 150A

Part No.	Description	Bore	Wall	Material
*PC1530	Conical Nozzle	12.0	0.95mm	Brass



DGB 250A

Part No.	Description	Bore	Wall	Material
PC2507	Cylindrical Nozzle	19.0	1.25mm	Brass
*PC2508	Conical Nozzle	15.0	1.25mm	Brass
PC2509	Tapered Nozzle	12.0	1.25mm	Brass



DGB 240A/240W

Part No.	Description	Bore	Wall	Material
PB2415	Cylindrical Nozzle	17.2	1.40mm	Cu
*PB2416	Conical Nozzle	12.6	1.40mm	Cu
PB2417	Tapered Nozzle	10.0	1.40mm	Cu




DGB 360A

Part No.	Description	Bore	Wall	Material
PC3615	Cylindrical Nozzle	20.1	1.70mm	Brass
*PC3616	Conical Nozzle	16.0	1.70mm	Brass
PC3617	Tapered Nozzle	12.0	1.70mm	Brass



DGB 401W/501W

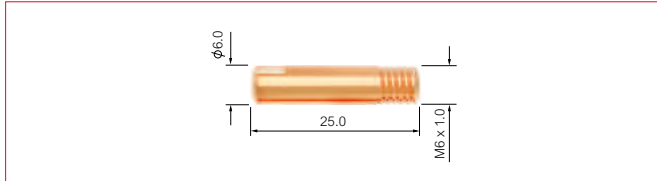
Part No.	Description	Bore	Wall	Material
PC5027	Cylindrical Nozzle	20.1	1.95mm	Cu
*PC5028	Conical Nozzle	16.0	1.95mm	Cu
PC5029	Tapered Nozzle	14.0	1.95mm	Cu



* Denotes torch package standard wear part set-up

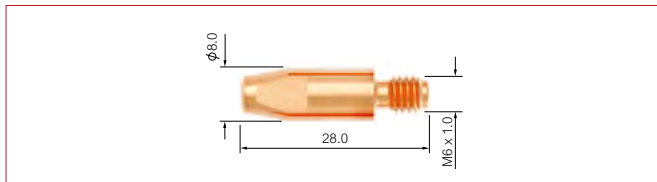
DGB 150A

Part No.	Description	Material	Wire Size	
			mm	inch
PB1527-06	Contact Tip	Cu	0.6	0.023
* PB1527-08	Contact Tip	Cu	0.8	0.030
PB1527-09	Contact Tip	Cu	0.9	0.035
PB1527-10	Contact Tip	Cu	1.0	0.040
PB1527-12	Contact Tip	Cu	1.2	0.045

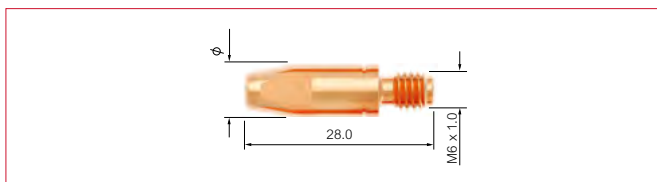


DGB 240A/250A/360A/240W

Part No.	Description	Material	Wire Size	
			mm	inch
PB2504-06	Contact Tip	Cu	0.6	0.023
PB2504-08	Contact Tip	Cu	0.8	0.030
PB2504-09	Contact Tip	Cu	0.9	0.035
* PB2504-10	Contact Tip	Cu	1.0	0.040
PB2504-12	Contact Tip	Cu	1.2	0.045
PB2504-14	Contact Tip	Cu	1.4	0.055
PB2504-16	Contact Tip	Cu	1.6	0.063
PB2504-10A	Contact Tip	Cu	1.0	0.040
PB2504-12A	Contact Tip	Cu	1.2	0.045
PB2504-16A	Contact Tip	Cu	1.6	0.063

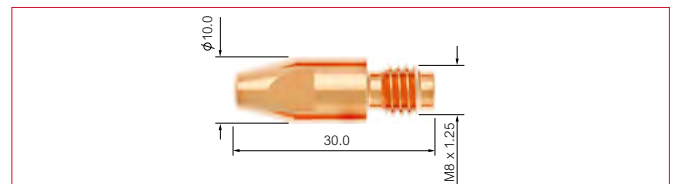


PB2505-08	Contact Tip	CuCrZr	0.8	0.030
PB2505-09	Contact Tip	CuCrZr	0.9	0.035
PB2505-10	Contact Tip	CuCrZr	1.0	0.040
PB2505-12	Contact Tip	CuCrZr	1.2	0.045
PB2505-16	Contact Tip	CuCrZr	1.6	0.063
PB2505-10A	Contact Tip	CuCrZr	1.0	0.040
PB2505-12A	Contact Tip	CuCrZr	1.2	0.045
PB2505-16A	Contact Tip	CuCrZr	1.6	0.063

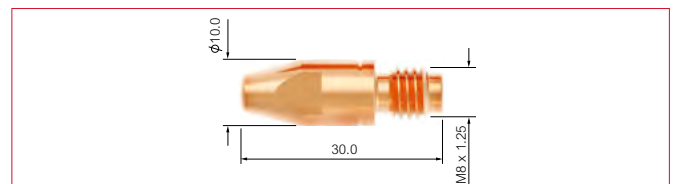


DGB 360A/401W/501W

Part No.	Description	Material	Wire Size	
			mm	inch
PB4014-08	Contact Tip	Cu	0.8	0.030
PB4014-09	Contact Tip	Cu	0.9	0.035
PB4014-10	Contact Tip	Cu	1.0	0.040
*PB4014-12	Contact Tip	Cu	1.2	0.045
PB4014-14	Contact Tip	Cu	1.4	0.055
PB4014-16	Contact Tip	Cu	1.6	0.063
PB4014-20	Contact Tip	Cu	2.0	0.080
PB4014-24	Contact Tip	Cu	2.4	0.095
PB4014-10A	Contact Tip	Cu	1.0	0.040
PB4014-12A	Contact Tip	Cu	1.2	0.045
PB4014-16A	Contact Tip	Cu	1.6	0.063



PB4015-08	Contact Tip	CuCrZr	0.8	0.030
PB4015-09	Contact Tip	CuCrZr	0.9	0.035
PB4015-10	Contact Tip	CuCrZr	1.0	0.040
*PB4015-12	Contact Tip	CuCrZr	1.2	0.045
PB4015-13	Contact Tip	CuCrZr	1.3	0.052
PB4015-14	Contact Tip	CuCrZr	1.4	0.055
PB4015-16	Contact Tip	CuCrZr	1.6	0.063
PB4015-20	Contact Tip	CuCrZr	2.0	0.080
PB4015-24	Contact Tip	CuCrZr	2.4	0.095
PB4015-10A	Contact Tip	CuCrZr	1.0	0.040
PB4015-12A	Contact Tip	CuCrZr	1.2	0.045
PB4015-16A	Contact Tip	CuCrZr	1.6	0.063




* Denotes torch package standard wear part set-up

Tip Adaptors

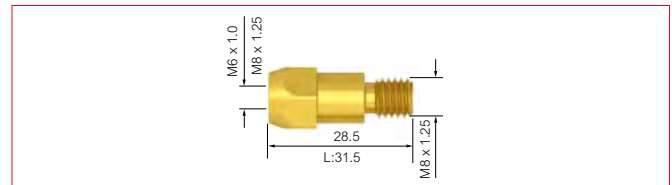
DGB 150A

Part No.	Description	Material
* PB1507LH	Tip Adaptor Left Hand	Brass



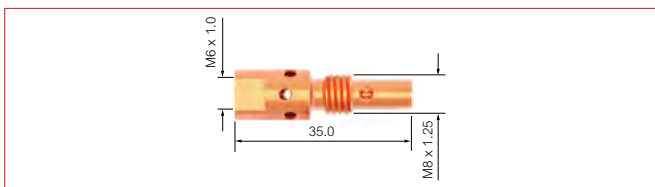
DGB 360A

Part No.	Description	Material
PB3612	Tip Adaptor 28.5mm M6	Brass
PB3613	Tip Adaptor 31.5mm M6	Brass
* PB3614	Tip Adaptor 28.5mm M8	Brass

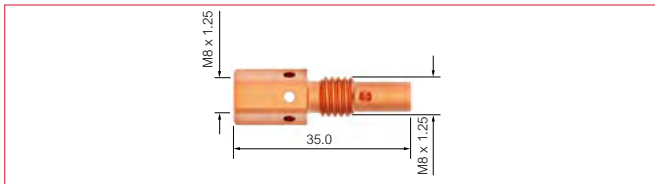


DGB 250A

Part No.	Description	Material
* PB2506	Tip Adaptor	Brass

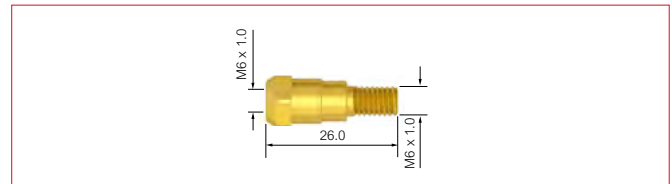


PB2536	Tip Adaptor M8	Brass
--------	----------------	-------



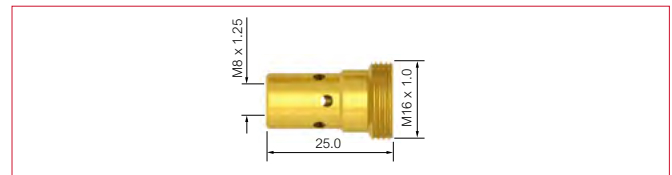
DGB 240A/240W

Part No.	Description	Material
* PB2412	Tip Adaptor	Brass




DGB 401W/501W

Part No.	Description	Material
* PB5001	Tip Adaptor	Brass
* PB5001C	Tip Adaptor	CuCrZr



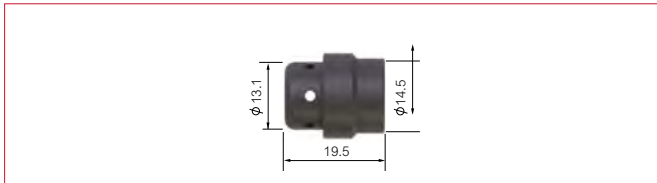
PB5001L	Tip Adaptor	Brass
---------	-------------	-------



* Denotes torch package standard wear part set-up

DGB 240A/240W

Part No.	Description	Colour	Material
* PB2405B	Diffuser	Black	DMC3
PB2405C	Diffuser	White	Ceramic
PB2405W	Diffuser	White	DMC3
PB2405S	Diffuser	Red	Silicon




DGB 360A

Part No.	Description	Colour	Material
* PB3605B	Diffuser	Black	DMC3
PB3605C	Diffuser	White	Ceramic
PB3605W	Diffuser	White	DMC3



DGB 401W/501W

Part No.	Description	Colour	Material
* PB5005B	Diffuser	Black	DMC3
PB5005C	Diffuser	White	Ceramic
PB5005W	Diffuser	White	DMC3



* Denotes torch package standard wear part set-up


Liner Options 0.6-1.2mm

DGB 150A/240A/250A/360A

Part No.	Description	Length	Nipple	Wire Size mm
* PE1535-30	Steel Liner x 3mt	3.4mt	Moulded Nipple	0.6-0.9
* PE1535-40	Steel Liner x 4mt	4.4mt	Moulded Nipple	0.6-0.9
* PE1535-50	Steel Liner x 5mt	5.4mt	Moulded Nipple	0.6-0.9



PB1535-30B	Steel Liner x 3mt	3.4mt	Brass Nipple	0.6-0.9
PB1535-40B	Steel Liner x 4mt	4.4mt	Brass Nipple	0.6-0.9
PB1535-50B	Steel Liner x 5mt	5.4mt	Brass Nipple	0.6-0.9



PB1536-30	Teflon Liner x 3mt	3.6mt	Brass Nipple	0.6-0.9
PB1536-40	Teflon Liner x 4mt	4.6mt	Brass Nipple	0.6-0.9
PB1536-50	Teflon Liner x 5mt	5.6mt	Brass Nipple	0.6-0.9
PNE1564	Optional Brass Neck Liner	0.3mt	Brass Nipple	0.8-1.2



PB1564-30	Polyamide/Brass Liner x 4.0mm O/D x 3mt	3.6mt	Brass Nipple	0.8-1.2
PB1564-40	Polyamide/Brass Liner x 4.0mm O/D x 4mt	4.6mt	Brass Nipple	0.8-1.2
PB1564-50	Polyamide/Brass Liner x 4.0mm O/D x 5mt	5.6mt	Brass Nipple	0.8-1.2



* Denotes torch package standard wear part set-up

Liner Options 1.0-1.2mm

DGB 240A/250A/360A

Part No.	Description	Length	Nipple	Wire Size mm
* PE2524-30	Steel Liner x 3mt	3.4mt	Moulded Nipple	1.0-1.2
* PE2524-40	Steel Liner x 4mt	4.4mt	Moulded Nipple	1.0-1.2
* PE2524-50	Steel Liner x 5mt	5.4mt	Moulded Nipple	1.0-1.2



PB2524-30B	Steel Liner x 3mt	3.4mt	Brass Nipple	1.0-1.2
PB2524-40B	Steel Liner x 4mt	4.4mt	Brass Nipple	1.0-1.2
PB2524-50B	Steel Liner x 5mt	5.4mt	Brass Nipple	1.0-1.2



DGB 240W/401W/501W

Part No.	Description	Length	Nipple	Wire Size mm
* PE5033-30	Steel Liner x 3mt	3.5mt	Moulded Nipple	1.0-1.2
* PE5033-40	Steel Liner x 4mt	4.5mt	Moulded Nipple	1.0-1.2
* PE5033-50	Steel Liner x 5mt	5.5mt	Moulded Nipple	1.0-1.2



PB5033-30B	Steel Liner x 3mt	3.5mt	Brass Nipple	1.0-1.2
PB5033-40B	Steel Liner x 4mt	4.5mt	Brass Nipple	1.0-1.2
PB5033-50B	Steel Liner x 5mt	5.5mt	Brass Nipple	1.0-1.2



* Denotes torch package standard wear part set-up

Liner Options 1.0-1.6mm

DGB 240A/250A/360A/240W/401W/501W

Part No.	Description	Length	Nipple	Wire Size mm
PB2513-30	Teflon Liner x 3mt	3.6mt	Teflon Brass Nipple	1.0-1.2
PB2513-40	Teflon Liner x 4mt	4.6mt	Teflon Brass Nipple	1.0-1.2
PB2513-50	Teflon Liner x 5mt	5.6mt	Teflon Brass Nipple	1.0-1.2
PNE1564	Optional Brass Neck Liner	0.3mt	Teflon Brass Nipple	0.8-1.2



PB2564-30	Polyamide/Brass Liner x 4.7mm O/D x 3mt	3.6mt	Brass Nipple	1.2-1.6
PB2564-40	Polyamide/Brass Liner x 4.7mm O/D x 4mt	4.6mt	Brass Nipple	1.2-1.6
PB2564-50	Polyamide/Brass Liner x 4.7mm O/D x 5mt	5.6mt	Brass Nipple	1.2-1.6



* Denotes torch package standard wear part set-up

Liner Options 1.2-1.6mm

DGB 360A

Part No.	Description	Length	Nipple	Wire Size mm
PE3631-30	Steel Liner x 3mt	3.4mt	Moulded Nipple	1.6
PE3631-40	Steel Liner x 4mt	4.4mt	Moulded Nipple	1.6
PE3631-50	Steel Liner x 5mt	5.4mt	Moulded Nipple	1.6



PB3631-30B	Steel Liner x 3mt	3.4mt	Brass Nipple	1.6
PB3631-40B	Steel Liner x 4mt	4.4mt	Brass Nipple	1.6
PB3631-50B	Steel Liner x 5mt	5.4mt	Brass Nipple	1.6



DGB 401W/501W

Part No.	Description	Length	Nipple	Wire Size mm
PE5034-30	Steel Liner x 3mt	3.5mt	Moulded Nipple	1.2-1.6
PE5034-40	Steel Liner x 4mt	4.5mt	Moulded Nipple	1.2-1.6
PE5034-50	Steel Liner x 5mt	5.5mt	Moulded Nipple	1.2-1.6



PB5034-30B	Steel Liner x 3mt	3.5mt	Brass Nipple	1.2-1.6
PB5034-40B	Steel Liner x 4mt	4.5mt	Brass Nipple	1.2-1.6
PB5034-50B	Steel Liner x 5mt	5.5mt	Brass Nipple	1.2-1.6




* Denotes torch package standard wear part set-up

Liner Options 1.2-2.0mm

DGB 401W/501W

Part No.	Description	Length	Nipple	Wire Size mm
PB3626-30	Teflon Liner x 3mt	3.6mt	Brass Nipple	1.2-1.6
PB3626-40	Teflon Liner x 4mt	4.6mt	Brass Nipple	1.2-1.6
PB3626-50	Teflon Liner x 5mt	5.6mt	Brass Nipple	1.2-1.6
PNE2564	Optional Brass Neck Liner	0.3mt	Brass Nipple	1.2-1.6



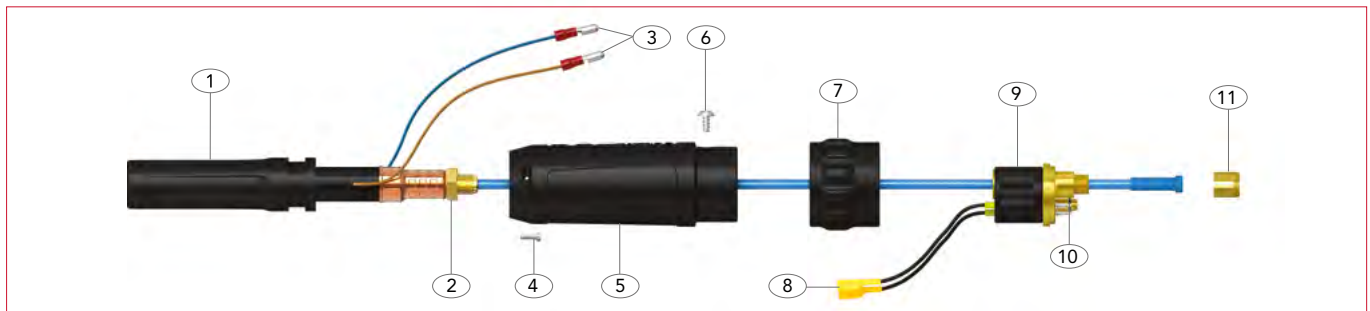
PB3564-30	Polyamide/Brass Liner x 4.7mm O/D x 3mt	3.6mt	Brass Nipple	1.6-2.0
PB3564-40	Polyamide/Brass Liner x 4.7mm O/D x 4mt	4.6mt	Brass Nipple	1.6-2.0
PB3564-50	Polyamide/Brass Liner x 4.7mm O/D x 5mt	5.6mt	Brass Nipple	1.6-2.0



* Denotes torch package standard wear part set-up

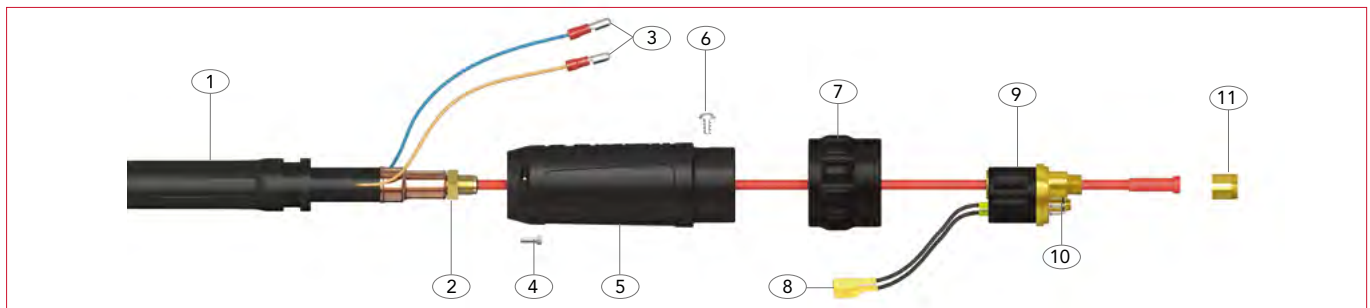
DGB/SGB/SGF 150A

Part No.	Description
1 PC2841	Cable Support
2 PB1505	Lock Nut
3 PB1522	Cable Terminal Male
4 SCPSP1-1	Gun Plug Housing Screw
5 SC2578/S	Gun Plug Housing c/w Nut
6 PBL1541	Gun Plug Screw
7 PC1519/P	Gun Plug Nut
8 PB1523	Gun Plug Terminal Female
9 PC1528	Hybrid Gun Plug Body c/w Spring Pins
10 PB1524	Gun Plug 'O' Ring
11 PB1525	Liner Nut



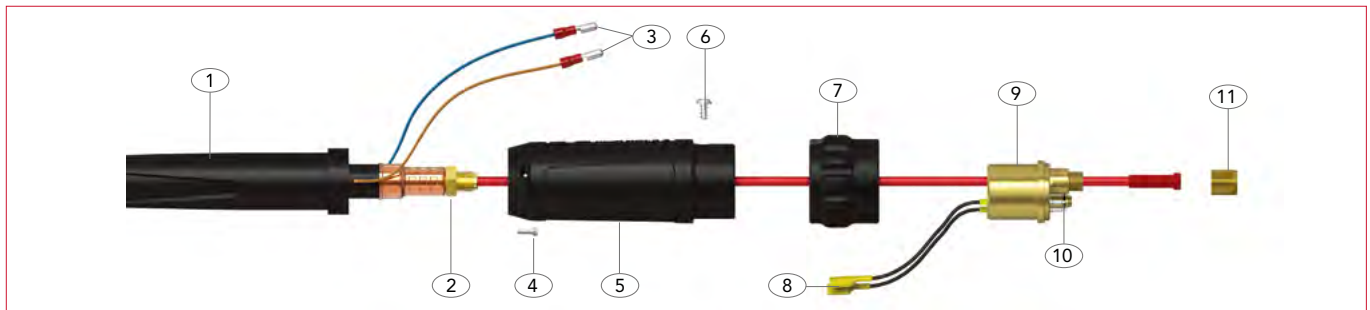
DGB/SGB/SGF 240A/250A DGB/SGB 360A

Part No.	Part No.	Description
1 PC2841	PA3541	Cable Support
2 PB1505	PB1505	Lock Nut
3 PB1522	PB1522	Cable Terminal Male
4 SCPSP1-1	SCPSP1-1	Gun Plug Housing Screw
5 SC2578/S	SC2578/L	Gun Plug Housing c/w Nut
6 PBL1541	PBL1541	Gun Plug Screw
7 PC1519/S	PC1519/S	Gun Plug Nut
8 PB1523	PB1523	Gun Plug Terminal Female
9 PC1528	PC1528	Hybrid Gun Plug Body c/w Spring Pins
10 PB1524	PB1524	Gun Plug 'O' Ring
11 PB1525	PB1525	Liner Nut



SGB 380A

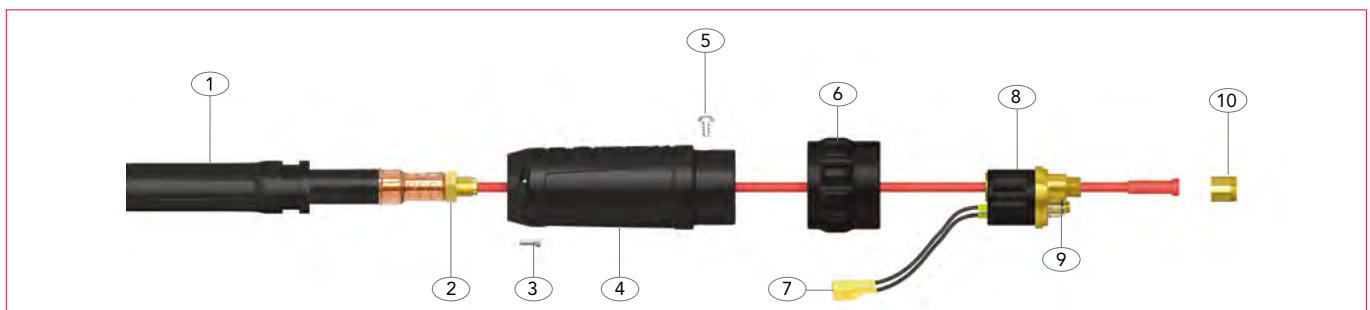
Part No.	Description
1 PA3541	Cable Support
2 PB1505	Lock Nut
3 PB1522	Cable Terminal Male
4 SCPSP1-1	Gun Plug Housing Screw
5 SC2578/L	Gun Plug Housing c/w Nut
6 PB1526	Gun Plug Screw
7 PC1519/S	Gun Plug Nut
8 PB1523	Gun Plug Terminal Female
9 PB1528	Hybrid Gun Plug Body c/w Spring Pins
10 PB1524	Gun Plug 'O' Ring
11 PB1525	Liner Nut



SB 250A Auto

SB 360A Auto

Part No.	Part No.	Description
1 PC2841	PA3541	Cable Support
2 PB1505	PB1505	Lock Nut
3 SCPSP1-1	SCPSP1-1	Gun Plug Housing Screw
4 SC2578/S	SC2578/L	Gun Plug Housing c/w Nut
5 PBL1541	PBL1541	Gun Plug Screw
6 PC1519/S	PC1519/S	Gun Plug Nut
7 PB1523	PB1523	Gun Plug Terminal Female
8 PC1528	PC1528	Hybrid Gun Plug Body c/w Spring Pins
9 PB1524	PB1524	Gun Plug 'O' Ring
10 PB1525	PB1525	Liner Nut



SGB/DGB 240W/401W/501W/555W/605W

SB 501W Auto

Part No.	Part No.	Description
1	PC8027	Housing Spring
2	PT8028	Spring Cable Support Nut
3	PT8009	Canvas Cover Clamp
4	PT8010	Canvas Cover Retainer
5	PT5022	Gun Plug Housing Assembly
6	PSLH1820-S	Inlet/Outlet Hose Support
7	PB5023	Hose Nipple
8	PBD-80310	Blue Cap Stopper
9	PBD-80320	Red Cap Stopper
10	PB1526	Gun Plug Screw
11	PB1519/S	Gun Plug Nut
12	PB1522	Cable Terminal Male
13	PB5024	Hose Clamp 9.5mm
14	PB1523	Gun Plug Terminal Female
15	PB5098	Gun Plug Body c/w Spring Pins
16	PB1524	Gun Plug O Ring
17	PB1525	Liner Nut





Floor 1 & 2, No.358, Gang Xing Er Road
Jinan Area of China (Shandong) Pilot Free Trade Zone
Jinan 250102
P.R. China

Tel: +86 531 88239823
Fax: +86 531 88239398
Website: www.parkertorchology.com
Email: info@parkertorchology.com
MPP001 / V.2025.02