

DURAGRIP SURELOK
TIG SERIES



Welding Tools for the Professional

A Smart Approach

Parker Torchology is shaped by people with vision, a passion for improvement and a belief in delivering the very best Welding and Cutting Torch Range in the World.

We expect a great deal from our products, so we ask a lot of ourselves and our engineers.

Our mantra: **Innovation, Technology, Performance.**



DNA

Design and Engineering excellence are at the core of everything we do.

Every torch we build is driven by our relentless pursuit of perfection.

Premium Features

At Parker Torchology we do things differently, we strive to solve your problems with the perfect product to suit your needs. We create smart product features encased in cutting-edge design to ensure you always have the best tools to hand.





Production


A fusion of precision production engineering, our bespoke processing techniques and a fanatical attention to detail ensures every welding torch we produce is worthy of the Parker Torchology name.

Testing, Testing, Testing

It takes patience to develop a new product, it's a lot more than a great idea.

Product development is an iterative process, trying something over and over, changing one small variable at a time.


We build endless prototypes and test pieces that undergo months of rigorous testing. Only once a product has passed up to 88 different test procedures, with every single part tested separately do we consider our latest designs ready for market.



Partners

Our customers and business partners play a vital role in our development. With the core aim to strive together, we work with end-users, distributors and academic institutions alike.

As a result we share fundamental values in order to succeed in our respective market places, supporting economic growth and collaborative opportunities with others.



A Bright Future

Technology doesn't stand still, which is why we are constantly innovating to bring you the best products on the market.

Our strong vision and focused innovation strategy, not to mention our passion to revolutionize the industry, ensure that Parker Torchology is a byword for excellence.

We Talk Torches

Duragrip Ergo Tig Torch Range

Surelok Terminations

Contents

Duragrip Surelok Ergo Tig Range Features Focus 6

Duragrip Surelok Ergo Tig Range Overview and Ratings 10

Duragrip Specification Information

Torch Body Options 12

Handles and Modules Explained 14

Switch Options 15

Surelok Termination Options 16

Switch Wire Plugs 18

Torch Package Configurator 19

Torch Range

Duragrip DGT 9 20

Duragrip DGT 17 22

Duragrip DGT 26 24

Duragrip DGT 24W 26

Duragrip DGT 20 28

Duragrip DGT 18 30

Duragrip DGT 18SC 32

Wear Parts 34

Quartz Tig Consumables 40

Wear Parts Configuration Tables 44

Rear-End Spare Parts 46

Duragrip Ergo Tig Torch Range

Surelok Termination

Air-Cooled

Same performance levels as Suregrip standard series but with fewer features and lower duty cycles.

Entry Level Range For The Cost Conscious



100% Weldcraft® Compatibility Guaranteed

Quality Wear Parts

Wear parts are manufactured to the same specifications as the original ensuring reliability, longevity and superior performance

An extensive range of wear part options includes:-

- Standard and stubby collets and collet bodies
- Standard and stubby gas lens series
- Large diameter gas lens series

Ergonomics – For Comfort and Handleability

Every detail has been considered to ensure the welder has the very best handling in all positions

- Patented handle sets for improved balance and positionality
- All trigger modules "Plug and Play" in seconds for rapid fault analysis
- Knuckle joints enables small movements of the torch independently of the cable assembly



"Plug and Play" Configurability

All torch packages are supplied with a patented 5 core "Plug and Play" switch port

- All switch options are fully interchangeable via the "Plug and Play" port and interchange in seconds – try it!
- Rapid access for fault analysis and repair
- An extensive range of switch options to suit all machine control requirements

Features Focus

Welding Tools for the Professional



Torch bodies

Produced from premium grade silicon rubber for highest possible performance levels

- Torch bodies available in standard, flexible
- Flex neck coil elements developed with specific grade coppers for extended flex life

Flexibility and Durability

- PVC hose cable sets enclosed in a durable Neoprene sheath
- All packages supplied with a 5 core lead and "Plug and Play" switch port



Point of Sale Configurability - Surelok System

A universal termination system that allows interchangeability of various machine connector types on one common cable assembly

Modular system includes: -

- Dinse
- European
- USA
- British
- Gas Through



The Smart Way To Buy Welding and Cutting Tools



Duragrip Ergo Tig Torch Range

Surelok Termination

Liquid-Cooled

Same performance levels as Suregrip standard series but with fewer features and lower duty cycles.

Entry Level Range For The Cost Conscious



100% Weldcraft® Compatibility Guaranteed

Quality Wear Parts

Wear parts are manufactured to the same specifications as the original ensuring reliability, longevity and superior performance

An extensive range of wear part options includes:-

- Standard and stubby collets and collet bodies
- Standard and stubby gas lens series
- Large diameter gas lens series

Ergonomics – For Comfort and Handleability

Every detail has been considered to ensure the welder has the very best handling in all positions

- Patented handle sets for improved balance and positionality
- All trigger modules "Plug and Play" in seconds for rapid fault analysis
- Knuckle joints enables small movements of the torch independently of the cable assembly



"Plug and Play" Configurability

All torch packages are supplied with a patented 5 core "Plug and Play" switch port

- All switch options are fully interchangeability via the "Plug and Play" port and interchange in seconds – try it!
- Rapid access for fault analysis and repair
- An extensive range of switch options to suit all machine control requirements

Features Focus

Welding Tools for the Professional



Torch bodies

Produced from premium grade silicon rubber for highest possible performance levels

- Torch bodies available in standard, flexible
- Flex neck coil elements developed with specific grade coppers for extended flex life

Flexibility and Durability

- PVC hose cable sets enclosed in a durable Neoprene sheath.
- All packages supplied with a 5 core lead and "Plug and Play" switch port



Point of Sale Configurability - Surelok System

A universal termination system that allows interchangeability of various machine connector types on one common cable assembly

Modular system includes: -

- Dinse
- European
- USA
- British
- Gas Through



The Smart Way To Buy Welding and Cutting Tools

Duragrip Ergo Tig Torch Range

Ratings: 125 Amp to 410 Amp, Mixed Gas



Model	DGT 9	DGT 17	DGT 26
Technical Data			
Cooling Method	Air-Cooled	Air-Cooled	Air-Cooled
Rating: DC	110A	135A	180A
Rating: AC	80A	95A	125A
Duty Cycle	35%	35%	35%
Electrode Size	1.0-2.4	1.0-3.2	1.0-4.0
Minimum Water Flow	-	-	-
Minimum Water Inlet Pressure	-	-	-
Minimum Cooling Requirements	-	-	-
Maximum Water Inlet Pressure	-	-	-
Maximum Water Inlet Temperature	-	-	-

Duragrip Ergo Tig Torch Range

Ratings: 125 Amp to 410 Amp, Mixed Gas



Model	DGT 24W	DGT 20	DGT 18	DGT 18SC
Technical Data				
Cooling Method	Liquid-Cooled	Liquid-Cooled	Liquid-Cooled	Liquid-Cooled
Rating: DC	180A	225A	380A	410A
Rating: AC	125A	160A	270A	290A
Duty Cycle	60%	60%	60%	60%
Electrode Size	0.5-2.4	1.0-3.2	1.0-4.0	1.0-4.8
Minimum Water Flow	0.9 l/min	1.0 l/min	1.0 l/min	1.0 l/min
Minimum Water Inlet Pressure	2.0Bar	2.0Bar	2.0Bar	2.0Bar
Minimum Cooling Requirements	600W	700W	800W	900W
Maximum Water Inlet Pressure	5.0Bar	5.0Bar	5.0Bar	5.0Bar
Maximum Water Inlet Temperature	50°C	50°C	50°C	50°C

Duragrip Ergo Tig Torch Heads are 100% Weldcraft® OEM interchangeable.

High temperature resistant silicon rubber provides a lightweight and durable outer cover which combined with all copper components ensures cooler running temperatures and maximum current capacity.



Air-Cooled Series

Duragrip DGT 9 Series Torch Body Options

0.040" - 3/32"/1.0mm-2.4mm electrodes.

Rating: 110A DC, 80A AC, @ 35%

<p>PWP9</p>  <p>Angle=70° Length=44</p>	<p>PWP9FX</p>  <p>Angle=70° Length=44</p>	<p>PWP9FXL</p>  <p>Angle=90° Length=90</p>	<p>PWP9V</p>  <p>Angle=70° Length=44</p>	<p>PWP9VFX</p>  <p>Angle=70° Length=71</p>
---	---	--	--	--

Duragrip DGT 17 Series Torch Body Options

0.040" - 1/8"/1.0mm-3.2mm electrodes.





Rating: 135A DC, 95A AC, @ 35%

<p>PWP17</p>  <p>Angle=70° Length=63</p>	<p>PWP17FX</p>  <p>Angle=70° Length=63</p>	<p>PWP17FXL</p>  <p>Angle=70° Length=86</p>	<p>PWP17V</p>  <p>Angle=70° Length=62</p>	<p>PWP17VFX</p>  <p>Angle=70° Length=88</p>
--	--	---	---	---

Duragrip DGT 26 Series Torch Body Options

0.040" - 5/32"/1.0mm-4.0mm electrodes.

Rating: 180A DC, 125A AC, @ 35%

<p>PWP26</p>  <p>Angle=70° Length=77</p>	<p>PWP26FX</p>  <p>Angle=70° Length=77</p>	<p>PWP26V</p>  <p>Angle=70° Length=81</p>	<p>PWP26VFX</p>  <p>Angle=70° Length=81</p>
--	--	---	---

Duragrip Ergo Tig Torch Range

Torch Body Options

Liquid-Cooled Series

Duragrip DGT 24W Series Torch Body Options

0.020" - 3/32"/0.5mm-2.4mm electrodes.

Rating: 180A DC, 125A AC, @ 60%



Duragrip DGT 20 Series Torch Body Options

0.040" - 1/8"/1.0mm-3.2mm electrodes.


Rating: 225A DC, 160A AC, @ 60%



Duragrip DGT 18 Series Torch Body Options

0.040" - 5/32"/1.0mm-4.0mm electrodes.

Rating: 380A DC, 270A AC, @ 60%



Duragrip DGT 18SC Series Torch Body Options

0.040" - 3/16"/1.0mm-4.8mm electrodes.

Rating: 410A DC, 290A AC, @ 60%



Duragrip Ergo handle systems

Two sizes of handle are utilized for the range with a fully interchangeable series of switch options.



Switch Interchangeability

Switches are "plug and play" and can be exchanged in seconds without the use of tools.



Switch Modules one + plus system

Torch packages are supplied with a 5 core "plug and play " switch wire assembly and a momentary switch as standard.

- Torch packages can be ordered with or without switches.
- All switch options interchange across the range.
- All replacement switch kits include switch modules and housings.



one + plus system

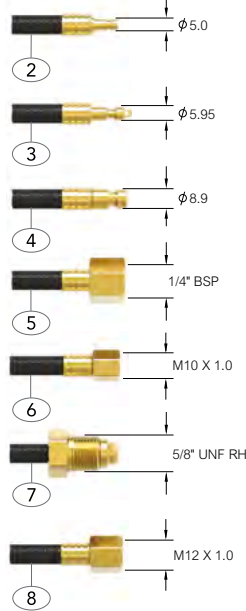
Part No.	Description
1	PERBS Blank Kit
Part No.	Description
2	PER1MS Momentary Kit
Part No.	Description
3	PER1LS Lever Momentary Kit
Part No.	Description
4	PER1MT Maintained Switch Kit
Part No.	Description
5	PER2MS 2 Button Momentary Kit
Part No.	Description
6	PER3MS 3 Button Momentary Kit
Part No.	Description
6	PER4MS 4 Button Momentary Kit
Part No.	Description
8	PER1MS-1 Button Momentary Kit+1K Vertical Potentiometer PER1MS-5 Button Momentary Kit+5K Vertical Potentiometer PER1MS-10 Button Momentary Kit+10K Vertical Potentiometer PER1MS-25 Button Momentary Kit+25K Vertical Potentiometer
Part No.	Description
9	PER1MT-1 Button Maintained Kit+1K Vertical Potentiometer PER1MT-5 Button Maintained Kit+5K Vertical Potentiometer PER1MT-10 Button Maintained Kit+10K Vertical Potentiometer PER1MT-25 Button Maintained Kit+25K Vertical Potentiometer
Part No.	Description
10	PER1MS-1H Button Momentary Kit+1K Horizontal Potentiometer PER1MS-5H Button Momentary Kit+5K Horizontal Potentiometer PER1MS-10H Button Momentary Kit+10K Horizontal Potentiometer PER1MS-25H Button Momentary Kit+25K Horizontal Potentiometer
Part No.	Description
11	PER1MT-1H Button Maintained Kit+1K Horizontal Potentiometer PER1MT-5H Button Maintained Kit+5K Horizontal Potentiometer PER1MT-10H Button Maintained Kit+10K Horizontal Potentiometer PER1MT-25H Button Maintained Kit+25K Horizontal Potentiometer
Part No.	Description
12	PER1MTS-1H Rotate on/off 1K Potentiometer Switch Kit PER1MTS-5H Rotate on/off 5K Potentiometer Switch Kit PER1MTS-10H Rotate on/off 10K Potentiometer Switch Kit PER1MTS-25H Rotate on/off 25K Potentiometer Switch Kit

Duragrip Ergo Tig Torch Range Surelok Termination Options

Air-Cooled-SL 35mm Series



Gas Connection Options



Surelok Kit Complete

Part Number	Description	Model
PSL3550-917-GS#	Air-Cooled Small Surelok Termination	9/17/125M
PSL3550-26-GS#	Air-Cooled Large Surelok Termination	26


Gas Supply Hose

Part Number	Description
1 GS1	Gas Supply Hose c/w 3/8" BSP
2 GS2	Gas Supply Hose c/w 5.0mm Quick Fit
3 GS3	Gas Supply Hose c/w 5.95mm Quick Fit
4 GS4	Gas Supply Hose c/w 8.9mm Quick Fit
5 GS5	Gas Supply Hose c/w 1/4" BSP
6 GS6	Gas Supply Hose c/w M10 x 1.0
7 GS7	Gas Supply Hose c/w 5/8" UNF RH
8 GS8	Gas Supply Hose c/w M12 x 1.0

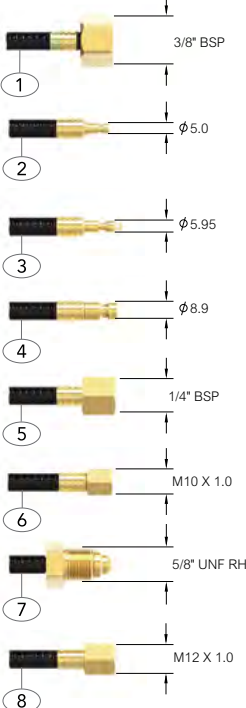
Liquid-Cooled-SL 35mm Series



Water Feed/Return Connection Options



Gas Connection Options



Surelok Kit Complete

Part Number	Description	Model
PSL3550-1820-WR#	Liquid-Cooled Surelok Termination	18/18SC/20/ 24W/250M/225F

Water Feed Hose

Part Number	Description
1 WF1	Water Feed Hose c/w 8.9mm Quick Fit
2 WF2	Water Feed Hose c/w 5/8" UNF LH
3 WF3	Water Feed Hose c/w 3/8" BSP
4 WF4	Water Feed Hose c/w M12 x 1.0

Water Return Hose

Part Number	Description
1 WR1	Water Return Hose c/w 8.9mm Quick Fit
2 WR2	Water Return Hose c/w 5/8" UNF LH
3 WR3	Water Return Hose c/w 3/8" BSP
4 WR4	Water Return Hose c/w M12 x 1.0

Gas Supply Hose

Part Number	Description
1 GS1	Gas Supply Hose c/w 3/8" BSP
2 GS2	Gas Supply Hose c/w 5.0mm Quick Fit
3 GS3	Gas Supply Hose c/w 5.95mm Quick Fit
4 GS4	Gas Supply Hose c/w 8.9mm Quick Fit
5 GS5	Gas Supply Hose c/w 1/4" BSP
6 GS6	Gas Supply Hose c/w M10 x 1.0
7 GS7	Gas Supply Hose c/w 5/8" UNF RH
8 GS8	Gas Supply Hose c/w M12 x 1.0

#Note: Gas and Water hose assemblies are configured by utilizing the main part number and a termination suffix from the appropriate termination table.

Example: PSL3550-1820-WR1

Water Return Hose c/w 8.9mm Quick Fit

Duragrip Ergo Tig Torch Range

Surelok GT Termination Options

Air-Cooled--GT

35mm Series



Liquid-Cooled--GT

35mm Series



Surelok GT Kit Complete

Part Number	Description	Model
PFRSL3550G-917	Air-Cooled Small Surelok GT Termination	9/17/125M
PFRSL3550G-26	Air-Cooled Large Surelok GT Termination	26

Surelok Connector Kit Complete

Part Number	Description
1 PFRSL3550G	Gas Through Surelok Body
2 PFRSLH917	A/C Gas Through Housing Complete
3 PFRSLH26	A/C Gas Through Housing Complete

Surelok GT Kit Complete

Part Number	Description	Model
PFRSL3550W-1820	Liquid-Cooled Surelok GT Termination	18/18SC/20/ 24W/250M/225F

Surelok Connector Kit Complete

Part Number	Description
4 PFRSL3550W	Gas Through Surelok Body
5 PFRSLH1820	W/C Gas Through Housing Complete

#Water Feed Hose

Part Number	Description
1 WF1	Water Feed Hose c/w 8.9mm Quick Fit
2 WF2	Water Feed Hose c/w 5/8" UNF LH
3 WF3	Water Feed Hose c/w 3/8" BSP
4 WF4	Water Feed Hose c/w M12 x 1.0

#Water Return Hose

Part Number	Description
1 WR1	Water Return Hose c/w 8.9mm Quick Fit
2 WR2	Water Return Hose c/w 5/8" UNF LH
3 WR3	Water Return Hose c/w 3/8" BSP
4 WR4	Water Return Hose c/w M12 x 1.0



Kit Order Codes

Part Number	Description
PERCP0	2 Pin Amphenol Plug

Kit Order Codes

Part Number	Description
PERCP1	4 Pin Amphenol Plug

Kit Order Codes

Part Number	Description
PERCP2	5 Pin Amphenol Plug

Kit Order Codes

Part Number	Description
PERCP3	6 Pin Amphenol Plug

Kit Order Codes

Part Number	Description
PERCP4	14 Pin Amphenol Plug

Kit Order Codes

Part Number	Description
PERCP6	8 Pin Amphenol Plug
PERCP6-5	5 Pin Amphenol Plug

Kit Order Codes

Part Number	Description
PERCP7	3 Pin Tuchel Plug

Kit Order Codes

Part Number	Description
PERCP8	9 Pin Tuchel Plug

Kit Order Codes

Part Number	Description
PERCP9	5 Pin Tuchel Plug

Kit Order Codes

Part Number	Description
PERCP11	7 Pin Uniarc Plug

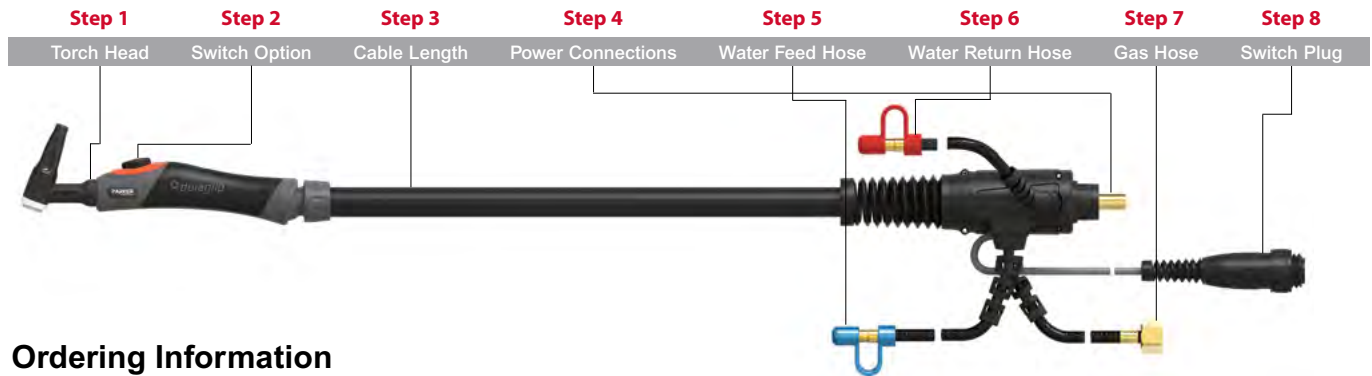
Kit Order Codes

Part Number	Description
PXS12-J3P	3 Pin Plug

The above list is a small selection of the plugs available, if you cannot see the plug you require listed please contact us.

Duragrip Ergo Tig Torch Range

Torch Package Configurator



Ordering Information

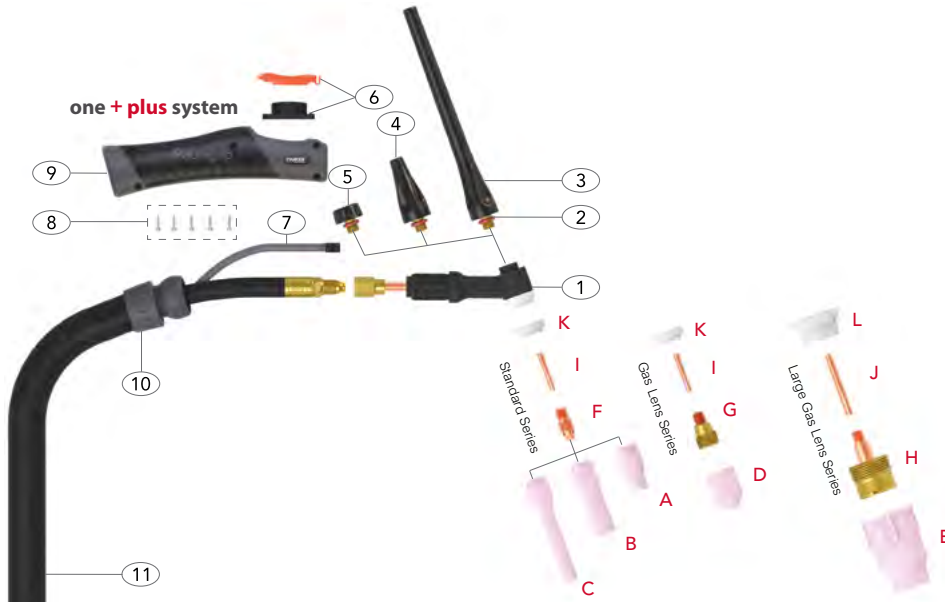
Torch package part numbering is configured using the simple 8 stage system outlined below.

1. Select the correct model of torch head
2. Select the switch option required
3. Select the length of cable required
4. Select the correct power connections
5. Select the correct water feed connections
6. Select the correct water return connections
7. Select the correct gas connection
8. Add a switch plug if required

Example: DGT18FX-S1-12-SL-WF1-WR1-GS5-PERCP11

Duragrip DGT18FX Ergo Torch x 12ft with momentary switch, quick fit water, 1/4" BSP gas and 7 pin Uniarc plug.

	Step 1	Step 2	Step 3	Step 4	Step 5	Step 6	Step 7	Step 8																																																																																																																														
	Torch Head	Switch Option	Cable Length	Power Connections	Water Feed Hose	Water Return Hose	Gas Hose	Switch Plug																																																																																																																														
Air-Cooled	<table border="1"> <thead> <tr> <th>Part No.</th> <th>Description</th> </tr> </thead> <tbody> <tr><td>DGT9</td><td>110A DC</td></tr> <tr><td>DGT9FX</td><td>110A DC FLEX</td></tr> <tr><td>DGT9FXL</td><td>110A DC FLEX LONG</td></tr> <tr><td>DGT17</td><td>135A DC</td></tr> <tr><td>DGT17FX</td><td>135A DC FLEX</td></tr> <tr><td>DGT17FXL</td><td>135A DC FLEX LONG</td></tr> <tr><td>DGT26</td><td>180A DC</td></tr> <tr><td>DGT26FX</td><td>180A DC FLEX</td></tr> </tbody> </table>	Part No.	Description	DGT9	110A DC	DGT9FX	110A DC FLEX	DGT9FXL	110A DC FLEX LONG	DGT17	135A DC	DGT17FX	135A DC FLEX	DGT17FXL	135A DC FLEX LONG	DGT26	180A DC	DGT26FX	180A DC FLEX	<table border="1"> <thead> <tr> <th>Part No.</th> <th>Description</th> </tr> </thead> <tbody> <tr><td>N</td><td>Blank Kit - No Trigger</td></tr> <tr><td>S1</td><td>Momentary Kit</td></tr> <tr><td>S2</td><td>2 Button Momentary Kit</td></tr> <tr><td>S3</td><td>3 Button Momentary Kit</td></tr> <tr><td>S4</td><td>4 Button Momentary Kit</td></tr> <tr><td>L1</td><td>Lever Momentary Kit</td></tr> <tr><td>T1</td><td>Maintained Switch Kit</td></tr> <tr><td>1K</td><td>1 Button Momentary+1k Pot</td></tr> <tr><td>2K</td><td>1 Button Momentary+5k Pot</td></tr> <tr><td>3K</td><td>1 Button Momentary+10k Pot</td></tr> <tr><td>4K</td><td>1 Button Momentary+25k Pot</td></tr> <tr><td>1T</td><td>Maintained Switch+1k Pot</td></tr> <tr><td>2T</td><td>Maintained Switch+5k Pot</td></tr> </tbody> </table>	Part No.	Description	N	Blank Kit - No Trigger	S1	Momentary Kit	S2	2 Button Momentary Kit	S3	3 Button Momentary Kit	S4	4 Button Momentary Kit	L1	Lever Momentary Kit	T1	Maintained Switch Kit	1K	1 Button Momentary+1k Pot	2K	1 Button Momentary+5k Pot	3K	1 Button Momentary+10k Pot	4K	1 Button Momentary+25k Pot	1T	Maintained Switch+1k Pot	2T	Maintained Switch+5k Pot	<table border="1"> <thead> <tr> <th>Part No.</th> <th>Description</th> </tr> </thead> <tbody> <tr><td>12</td><td>12.5ft Cables (4m)</td></tr> <tr><td>25</td><td>25ft Cables (8m)</td></tr> <tr><td>37</td><td>37ft Cables (12m)</td></tr> <tr><td>50</td><td>50ft Cables (16m)</td></tr> </tbody> </table>	Part No.	Description	12	12.5ft Cables (4m)	25	25ft Cables (8m)	37	37ft Cables (12m)	50	50ft Cables (16m)	<p>Power Connections</p> <table border="1"> <thead> <tr> <th>Part No.</th> <th>Description</th> </tr> </thead> <tbody> <tr><td>SL</td><td>Surelok 13mm</td></tr> <tr><td>SL1625</td><td>Surelok 9mm</td></tr> <tr><td>GT</td><td>Gas Through Surelok</td></tr> </tbody> </table> <p># Water Feed Hose</p> <table border="1"> <thead> <tr> <th>Part No.</th> <th>Description</th> </tr> </thead> <tbody> <tr><td>WF1</td><td>Water Feed Hose c/w 8.9mm Quick Fit</td></tr> <tr><td>WF2</td><td>Water Feed Hose c/w 5/8" UNF LH</td></tr> <tr><td>WF3</td><td>Water Feed Hose c/w 3/8" BSP</td></tr> <tr><td>WF4</td><td>Water Feed Hose c/w M12 x 1.0</td></tr> </tbody> </table> <p># Water Return Hose</p> <table border="1"> <thead> <tr> <th>Part No.</th> <th>Description</th> </tr> </thead> <tbody> <tr><td>WR1</td><td>Water Return Hose c/w 8.9mm Quick Fit</td></tr> <tr><td>WR2</td><td>Water Return Hose c/w 5/8" UNF LH</td></tr> <tr><td>WR3</td><td>Water Return Hose c/w 3/8" BSP</td></tr> <tr><td>WR4</td><td>Water Return Hose c/w M12 x 1.0</td></tr> </tbody> </table>	Part No.	Description	SL	Surelok 13mm	SL1625	Surelok 9mm	GT	Gas Through Surelok	Part No.	Description	WF1	Water Feed Hose c/w 8.9mm Quick Fit	WF2	Water Feed Hose c/w 5/8" UNF LH	WF3	Water Feed Hose c/w 3/8" BSP	WF4	Water Feed Hose c/w M12 x 1.0	Part No.	Description	WR1	Water Return Hose c/w 8.9mm Quick Fit	WR2	Water Return Hose c/w 5/8" UNF LH	WR3	Water Return Hose c/w 3/8" BSP	WR4	Water Return Hose c/w M12 x 1.0	<p># Gas Supply Hose</p> <table border="1"> <thead> <tr> <th>Part No.</th> <th>Description</th> </tr> </thead> <tbody> <tr><td>GS1</td><td>Gas Supply Hose c/w 3/8" BSP</td></tr> <tr><td>GS2</td><td>Gas Supply Hose c/w 5.0mm Quick Fit</td></tr> <tr><td>GS3</td><td>Gas Supply Hose c/w 5.95mm Quick Fit</td></tr> <tr><td>GS4</td><td>Gas Supply Hose c/w 8.9mm Quick Fit</td></tr> <tr><td>GS5</td><td>Gas Supply Hose c/w 1/4" BSP</td></tr> <tr><td>GS6</td><td>Gas Supply Hose c/w M10 x 1.0</td></tr> <tr><td>GS7</td><td>Gas Supply Hose c/w 5/8" UNF RH</td></tr> <tr><td>GS8</td><td>Gas Supply Hose c/w M12 x 1.0</td></tr> </tbody> </table>	Part No.	Description	GS1	Gas Supply Hose c/w 3/8" BSP	GS2	Gas Supply Hose c/w 5.0mm Quick Fit	GS3	Gas Supply Hose c/w 5.95mm Quick Fit	GS4	Gas Supply Hose c/w 8.9mm Quick Fit	GS5	Gas Supply Hose c/w 1/4" BSP	GS6	Gas Supply Hose c/w M10 x 1.0	GS7	Gas Supply Hose c/w 5/8" UNF RH	GS8	Gas Supply Hose c/w M12 x 1.0	<table border="1"> <thead> <tr> <th>Part No.</th> <th>Description</th> </tr> </thead> <tbody> <tr><td>PERCP0</td><td>2 Pin Amphenol Plug</td></tr> <tr><td>PERCP1</td><td>4 Pin Amphenol Plug</td></tr> <tr><td>PERCP2</td><td>5 Pin Amphenol Plug</td></tr> <tr><td>PERCP3</td><td>6 Pin Amphenol Plug</td></tr> <tr><td>PERCP4</td><td>14 Pin Amphenol Plug</td></tr> <tr><td>PERCP6</td><td>8 Pin Amphenol Plug</td></tr> <tr><td>PERCP6-5</td><td>5 Pin Amphenol Plug</td></tr> <tr><td>PERCP7</td><td>3 Pin Tuchel Plug</td></tr> <tr><td>PERCP8</td><td>9 Pin Tuchel Plug</td></tr> <tr><td>PERCP9</td><td>5 Pin Tuchel Plug</td></tr> <tr><td>PERCP11</td><td>7 Pin Uniarc Plug</td></tr> <tr><td>PXS12-J3P</td><td>3 Pin Plug</td></tr> </tbody> </table>	Part No.	Description	PERCP0	2 Pin Amphenol Plug	PERCP1	4 Pin Amphenol Plug	PERCP2	5 Pin Amphenol Plug	PERCP3	6 Pin Amphenol Plug	PERCP4	14 Pin Amphenol Plug	PERCP6	8 Pin Amphenol Plug	PERCP6-5	5 Pin Amphenol Plug	PERCP7	3 Pin Tuchel Plug	PERCP8	9 Pin Tuchel Plug	PERCP9	5 Pin Tuchel Plug	PERCP11	7 Pin Uniarc Plug	PXS12-J3P	3 Pin Plug
Part No.	Description																																																																																																																																					
DGT9	110A DC																																																																																																																																					
DGT9FX	110A DC FLEX																																																																																																																																					
DGT9FXL	110A DC FLEX LONG																																																																																																																																					
DGT17	135A DC																																																																																																																																					
DGT17FX	135A DC FLEX																																																																																																																																					
DGT17FXL	135A DC FLEX LONG																																																																																																																																					
DGT26	180A DC																																																																																																																																					
DGT26FX	180A DC FLEX																																																																																																																																					
Part No.	Description																																																																																																																																					
N	Blank Kit - No Trigger																																																																																																																																					
S1	Momentary Kit																																																																																																																																					
S2	2 Button Momentary Kit																																																																																																																																					
S3	3 Button Momentary Kit																																																																																																																																					
S4	4 Button Momentary Kit																																																																																																																																					
L1	Lever Momentary Kit																																																																																																																																					
T1	Maintained Switch Kit																																																																																																																																					
1K	1 Button Momentary+1k Pot																																																																																																																																					
2K	1 Button Momentary+5k Pot																																																																																																																																					
3K	1 Button Momentary+10k Pot																																																																																																																																					
4K	1 Button Momentary+25k Pot																																																																																																																																					
1T	Maintained Switch+1k Pot																																																																																																																																					
2T	Maintained Switch+5k Pot																																																																																																																																					
Part No.	Description																																																																																																																																					
12	12.5ft Cables (4m)																																																																																																																																					
25	25ft Cables (8m)																																																																																																																																					
37	37ft Cables (12m)																																																																																																																																					
50	50ft Cables (16m)																																																																																																																																					
Part No.	Description																																																																																																																																					
SL	Surelok 13mm																																																																																																																																					
SL1625	Surelok 9mm																																																																																																																																					
GT	Gas Through Surelok																																																																																																																																					
Part No.	Description																																																																																																																																					
WF1	Water Feed Hose c/w 8.9mm Quick Fit																																																																																																																																					
WF2	Water Feed Hose c/w 5/8" UNF LH																																																																																																																																					
WF3	Water Feed Hose c/w 3/8" BSP																																																																																																																																					
WF4	Water Feed Hose c/w M12 x 1.0																																																																																																																																					
Part No.	Description																																																																																																																																					
WR1	Water Return Hose c/w 8.9mm Quick Fit																																																																																																																																					
WR2	Water Return Hose c/w 5/8" UNF LH																																																																																																																																					
WR3	Water Return Hose c/w 3/8" BSP																																																																																																																																					
WR4	Water Return Hose c/w M12 x 1.0																																																																																																																																					
Part No.	Description																																																																																																																																					
GS1	Gas Supply Hose c/w 3/8" BSP																																																																																																																																					
GS2	Gas Supply Hose c/w 5.0mm Quick Fit																																																																																																																																					
GS3	Gas Supply Hose c/w 5.95mm Quick Fit																																																																																																																																					
GS4	Gas Supply Hose c/w 8.9mm Quick Fit																																																																																																																																					
GS5	Gas Supply Hose c/w 1/4" BSP																																																																																																																																					
GS6	Gas Supply Hose c/w M10 x 1.0																																																																																																																																					
GS7	Gas Supply Hose c/w 5/8" UNF RH																																																																																																																																					
GS8	Gas Supply Hose c/w M12 x 1.0																																																																																																																																					
Part No.	Description																																																																																																																																					
PERCP0	2 Pin Amphenol Plug																																																																																																																																					
PERCP1	4 Pin Amphenol Plug																																																																																																																																					
PERCP2	5 Pin Amphenol Plug																																																																																																																																					
PERCP3	6 Pin Amphenol Plug																																																																																																																																					
PERCP4	14 Pin Amphenol Plug																																																																																																																																					
PERCP6	8 Pin Amphenol Plug																																																																																																																																					
PERCP6-5	5 Pin Amphenol Plug																																																																																																																																					
PERCP7	3 Pin Tuchel Plug																																																																																																																																					
PERCP8	9 Pin Tuchel Plug																																																																																																																																					
PERCP9	5 Pin Tuchel Plug																																																																																																																																					
PERCP11	7 Pin Uniarc Plug																																																																																																																																					
PXS12-J3P	3 Pin Plug																																																																																																																																					
Liquid-Cooled	<table border="1"> <thead> <tr> <th>Part No.</th> <th>Description</th> </tr> </thead> <tbody> <tr><td>DGT24W</td><td>180A DC</td></tr> <tr><td>DGT20</td><td>225A DC</td></tr> <tr><td>DGT20FXL</td><td>225A DC FLEX LONG</td></tr> <tr><td>DGT18</td><td>380A DC</td></tr> <tr><td>DGT18FX</td><td>380A DC FLEX</td></tr> <tr><td>DGT18SC</td><td>410A DC</td></tr> </tbody> </table> <p>NOTE: See page 12 for torch heads explanation</p>	Part No.	Description	DGT24W	180A DC	DGT20	225A DC	DGT20FXL	225A DC FLEX LONG	DGT18	380A DC	DGT18FX	380A DC FLEX	DGT18SC	410A DC																																																																																																																							
Part No.	Description																																																																																																																																					
DGT24W	180A DC																																																																																																																																					
DGT20	225A DC																																																																																																																																					
DGT20FXL	225A DC FLEX LONG																																																																																																																																					
DGT18	380A DC																																																																																																																																					
DGT18FX	380A DC FLEX																																																																																																																																					
DGT18SC	410A DC																																																																																																																																					



Model

Description	Part No.	
Duragrip Ergo Torch Package	4mt	8mt
	DGT9-S1-12-SL-GS1	DGT9-S1-25-SL-GS1
	DGT9-S1-12-GT	DGT9-S1-25-GT
Standard torch packages include S1 momentary switch		

Alternative torch packages can be configured using the configurator on page 19

Spare Parts

Part No.	Description
1	PWP9 Torch Body Standard
2	P98W77 Back Cap 'O' Ring
3	P41V24 Back Cap Long
4	P41V35 Back Cap Medium
5	P41V33 Back Cap Short
6	PER1MS Momentary Kit
7	PERSWL4 Switch Lead 12.5ft
	PERSWL8 Switch Lead 25ft


Part No.	Description
8	PERSP1 Screw Pack
9	PCH100 Duragrip Small Ergo Tig Handle
10	PCKJ100 Small Knuckle Joint and Lock Nut
11	PC100-40 Neoprene Cover Assembly x 12.5ft
	PC100-80 Neoprene Cover Assembly x 25ft

Need a Clear View?

Refer to Page 40 for Quartz Tig Consumable Kits

For more information please refer to the following sections:

- Master Wear Parts Table Pages 34-39
- Wear Parts Configuration Table Pages 44-45
- Rear-End / Cable Parts Pages 46-48



DGT 9 Duragrip Ergo Tig Torch Range

Rating: 110A DC, 80A AC @ 35% duty cycle. Electrode Size: 1.0-2.4mm / 0.040"-3/32"

Air-Cooled Tig Welding Torch

Wear Parts

A Standard Ceramic Cups

Part No.	Description	Size	BoreA	
			mm	inch
P13N08	Standard Ceramic Cup	4	6	1/4
P13N09	Standard Ceramic Cup	5	8	5/16
P13N10	Standard Ceramic Cup	6	10	3/8
P13N11	Standard Ceramic Cup	7	11	7/16
P13N12	Standard Ceramic Cup	8	12.5	1/2
P13N13	Standard Ceramic Cup	10	16	5/8

B Standard Long Ceramic Cups

Part No.	Description	Size	BoreA	
			mm	inch
P796F70	Standard Long Ceramic Cup	3	5	3/16
P796F71	Standard Long Ceramic Cup	4	6	1/4
P796F72	Standard Long Ceramic Cup	5	8	5/16
P796F73	Standard Long Ceramic Cup	6	10	3/8

C Standard Extra Long Ceramic Cups

Part No.	Description	Size	BoreA	
			mm	inch
P796F74	Standard Extra Long Ceramic Cup	3	5	3/16
P796F75	Standard Extra Long Ceramic Cup	4	6	1/4
P796F76	Standard Extra Long Ceramic Cup	5	8	5/16
P796F77	Standard Extra Long Ceramic Cup	6	10	3/8

D Gas Lens Cups

Part No.	Description	Size	BoreA	
			mm	inch
P53N58	Gas Lens Cup	4	6	1/4
P53N59	Gas Lens Cup	5	8	5/16
P53N60	Gas Lens Cup	6	10	3/8
P53N61	Gas Lens Cup	7	11	7/16
P53N61S	Gas Lens Cup	8	12.5	1/2

E Large Diameter Gas Lens Cups

Part No.	Description	Size	BoreA	
			mm	inch
P57N74	Large Diameter Gas Lens Cup	8	12.5	1/2
P57N75	Large Diameter Gas Lens Cup	6	10	3/8
P53N87	Large Diameter Gas Lens Cup	12	19	3/4
P53N88	Large Diameter Gas Lens Cup	10	16	5/8

F Standard Collet Bodies

Part No.	Description	Electrode Size	
		mm	inch
P13N26	Standard Collet Body	1.0	0.040
P13N27	Standard Collet Body	1.6	1/16
P13N27M	Standard Collet Body	2.0	5/64
P13N28	Standard Collet Body	2.4	3/32

G Gas Lens Bodies

Part No.	Description	Electrode Size	
		mm	inch
P45V42	Gas Lens Body	1.0	0.040
P45V43	Gas Lens Body	1.6	1/16
P45V43M	Gas Lens Body	2.0	5/64
P45V44	Gas Lens Body	2.4	3/32

H Large Diameter Gas Lens Bodies

Part No.	Description	Electrode Size	
		mm	inch
P45V0204S	Large Diameter Gas Lens Body	1.0	0.040
P45V116S	Large Diameter Gas Lens Body	1.6	1/16
P45V64S	Large Diameter Gas Lens Body	2.4	3/32

I Standard Collets

Part No.	Description	Electrode Size	
		mm	inch
P13N21	Standard Collet	1.0	0.040
P13N22	Standard Collet	1.6	1/16
P13N22M	Standard Collet	2.0	5/64
P13N23	Standard Collet	2.4	3/32

J Large Diameter Gas Lens Collets

Part No.	Description	Electrode Size	
		mm	inch
P13N21L	Large Diameter Gas Lens Collet	1.0	0.040
P13N22L	Large Diameter Gas Lens Collet	1.6	1/16
P13N23L	Large Diameter Gas Lens Collet	2.4	3/32

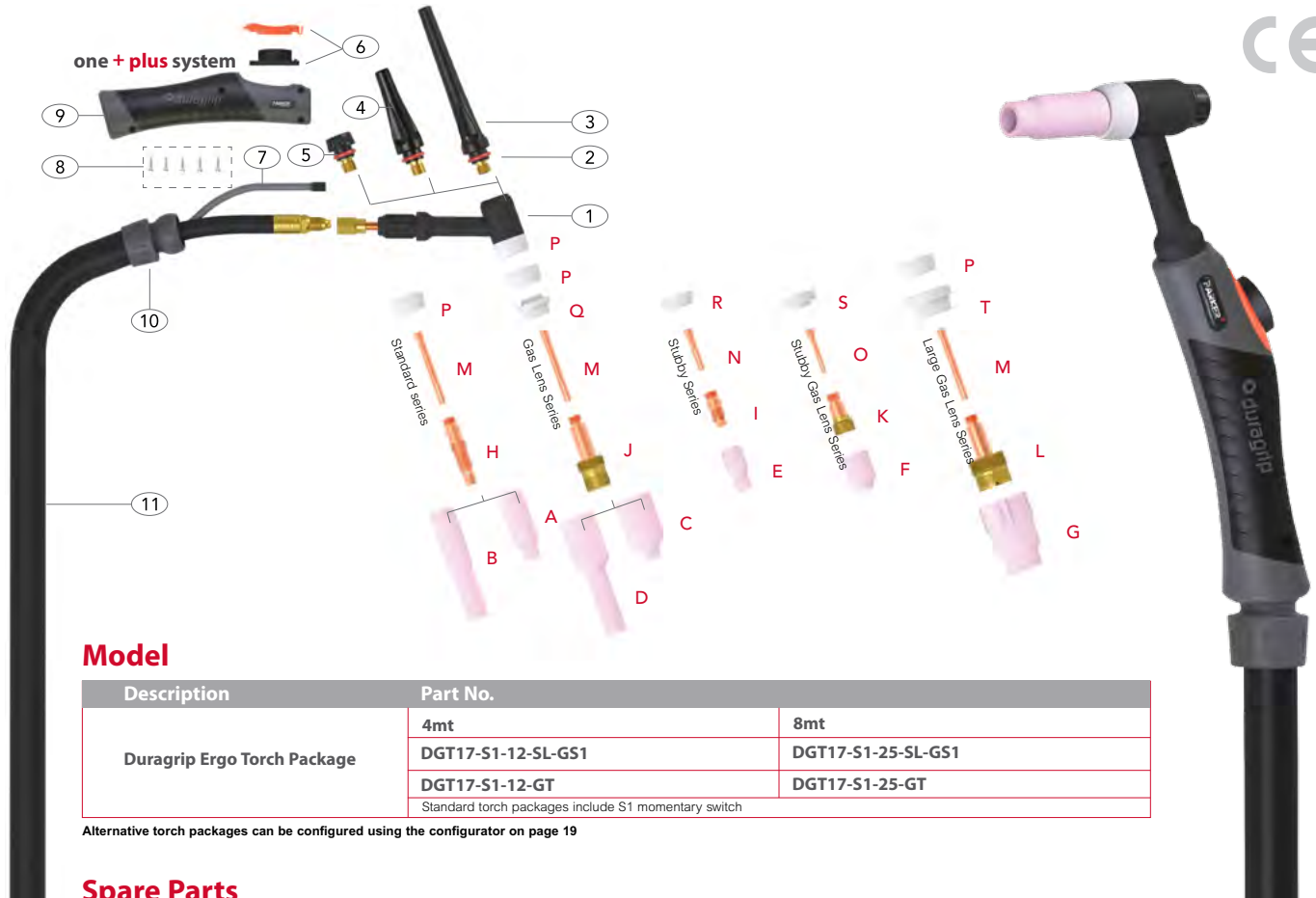
Gas Lens Insulator

Part No.	Description
K P598882	Stubby Gas Lens Cup Insulator
L P54N63-20	Large Gas Lens Cup Insulator

DGT 17 Duragrip Ergo Tig Torch Range

Rating: 135A DC, 95A AC @ 35% duty cycle. Electrode Size: 1.0-3.2mm / 0.040"-1/8"

Air-Cooled Tig Welding Torch



Model

Description	Part No.	
Duragrip Ergo Torch Package	4mt	8mt
	DGT17-S1-12-SL-GS1	DGT17-S1-25-SL-GS1
	DGT17-S1-12-GT	DGT17-S1-25-GT
Standard torch packages include S1 momentary switch		

Alternative torch packages can be configured using the configurator on page 19

Spare Parts

Part No.	Description
1	PWP17 Torch Body Standard
2	P98W18 Back Cap 'O' Ring
3	P57Y02 Back Cap Long
4	P300M Back Cap Medium
5	P57Y04 Back Cap Short
6	PER1MS Momentary Kit
7	PERSWL4 Switch Lead 12.5ft
	PERSWL8 Switch Lead 25ft

Part No.	Description
8	PERSP1 Screw Pack
9	PCH100 Duragrip Small Ergo Tig Handle
10	PCKJ100 Small Knuckle Joint and Lock Nut
11	PC100-40 Neoprene Cover Assembly x 12.5ft
	PC100-80 Neoprene Cover Assembly x 25ft

Need a Clear View?

Refer to Page 41/42 for Quartz Tig Consumable Kits

For more information please refer to the following sections:

- Master Wear Parts Table Pages 34-39
- Wear Parts Configuration Table Pages 44-45
- Rear-End / Cable Parts Pages 46-48



DGT 17 Duragrip Ergo Tig Torch Range

Rating: 135A DC, 95A AC @ 35% duty cycle. Electrode Size: 1.0-3.2mm / 0.040"-1/8"

Air-Cooled Tig Welding Torch

Wear Parts

A Standard Ceramic Cups

Part No.	Description	Size	BoreA	
			mm	inch
P10N44	Standard Ceramic Cup	12	19	3/4
P10N45	Standard Ceramic Cup	10	16	5/8
P10N46	Standard Ceramic Cup	8	12.5	1/2
P10N47	Standard Ceramic Cup	7	11	7/16
P10N48	Standard Ceramic Cup	6	10	3/8
P10N49	Standard Ceramic Cup	5	8	5/16
P10N50	Standard Ceramic Cup	4	6	1/4

B Standard Long Ceramic Cups

Part No.	Description	Size	BoreA	
			mm	inch
P10N47L	Standard Long Ceramic Cup	7L	11	7/16
P10N48L	Standard Long Ceramic Cup	6L	10	3/8
P10N49L	Standard Long Ceramic Cup	5L	8	5/16

C Gas Lens Cups

Part No.	Description	Size	BoreA	
			mm	inch
P54N14	Gas Lens Ceramic Cup	8	12.5	1/2
P54N15	Gas Lens Ceramic Cup	7	11	7/16
P54N16	Gas Lens Ceramic Cup	6	10	3/8
P54N17	Gas Lens Ceramic Cup	5	8	5/16
P54N18	Gas Lens Ceramic Cup	4	6	1/4
P54N19	Gas Lens Ceramic Cup	11	17	11/16

D Long Gas Lens Ceramic Cups

Part No.	Description	Size	BoreA	
			mm	inch
P54N15L	Long Gas Lens Ceramic Cup	7	11	7/16
P54N16L	Long Gas Lens Ceramic Cup	6	10	3/8
P54N17L	Long Gas Lens Ceramic Cup	5	8	5/16

E Stubby Ceramic Cups

Part No.	Description	Size	BoreA	
			mm	inch
P13N08	Stubby Ceramic Cup	4	6	1/4
P13N09	Stubby Ceramic Cup	5	8	5/16
P13N10	Stubby Ceramic Cup	6	10	3/8
P13N11	Stubby Ceramic Cup	7	11	7/16
P13N12	Stubby Ceramic Cup	8	12.5	1/2
P13N13	Stubby Ceramic Cup	10	16	5/8

F Stubby Gas Lens Cups

Part No.	Description	Size	BoreA	
			mm	inch
P53N58	Stubby Gas Lens Cup	4	6	1/4
P53N59	Stubby Gas Lens Cup	5	8	5/16
P53N60	Stubby Gas Lens Cup	6	10	3/8
P53N61	Stubby Gas Lens Cup	7	11	7/16
P53N61S	Stubby Gas Lens Cup	8	12.5	1/2

G Large Diameter Gas Lens Cups

Part No.	Description	Size	BoreA	
			mm	inch
P57N74	Large Diameter Gas Lens Cup	8	12.5	1/2
P57N75	Large Diameter Gas Lens Cup	6	10	3/8
P53N87	Large Diameter Gas Lens Cup	12	19	3/4
P53N88	Large Diameter Gas Lens Cup	10	16	5/8

H Standard Collet Bodies

Part No.	Description	Electrode Size	
		mm	inch
P10N28	Standard Collet Body	3.2	1/8
P10N30	Standard Collet Body	1.0	0.040
P10N31	Standard Collet Body	1.6	1/16
P10N31M	Standard Collet Body	2.0	5/64
P10N32	Standard Collet Body	2.4	3/32

I Stubby Collet Bodies

Part No.	Description	Bore
		mm
P17CB20	Stubby Collet Body	3.5

J Gas Lens Body

Part No.	Description	Electrode Size	
		mm	inch
P45V24	Gas Lens Body	1.0	0.040
P45V25	Gas Lens Body	1.6	1/16
P45V25M	Gas Lens Body	2.0	5/64
P45V26	Gas Lens Body	2.4	3/32
P45V27	Gas Lens Body	3.2	1/8

K Stubby Gas Lens Bodies

Part No.	Description	Electrode Size	
		mm	inch
PSTB45V42	Stubby Gas Lens Body	1.0	0.040
PSTB45V43	Stubby Gas Lens Body	1.6	1/16
PSTB45V43M	Stubby Gas Lens Body	2.0	5/64
PSTB45V44	Stubby Gas Lens Body	2.4	3/32
PSTB45V45	Stubby Gas Lens Body	3.2	1/8

L Large Diameter Gas Lens Bodies

Part No.	Description	Electrode Size	
		mm	inch
P45V0204	Large Diameter Gas Lens Body	1.0	0.040
P45V116	Large Diameter Gas Lens Body	1.6	1/16
P45V64	Large Diameter Gas Lens Body	2.4	3/32
P995795	Large Diameter Gas Lens Body	3.2	1/8

M Standard Collets

Part No.	Description	Electrode Size	
		mm	inch
P10N22	Standard Collet	1.0	0.040
P10N23	Standard Collet	1.6	1/16
P10N23M	Standard Collet	2.0	5/64
P10N24	Standard Collet	2.4	3/32
P10N25	Standard Collet	3.2	1/8

N Stubby Series Collets

Part No.	Description	Electrode Size	
		mm	inch
P10N22S	Stubby Series Collet	1.0	0.040
P10N23S	Stubby Series Collet	1.6	1/16
P10N24S	Stubby Series Collet	2.4	3/32
P10N25S	Stubby Series Collet	3.2	1/8

O Stubby Series Collets

Part No.	Description	Electrode Size	
		mm	inch
PSTB13N21	Stubby Gas Lens Collet	1.0	0.040
PSTB13N22	Stubby Gas Lens Collet	1.6	1/16
PSTB13N22M	Stubby Gas Lens Collet	2.0	5/64
PSTB13N23	Stubby Gas Lens Collet	2.4	3/32
PSTB13N24	Stubby Gas Lens Collet	3.2	1/8

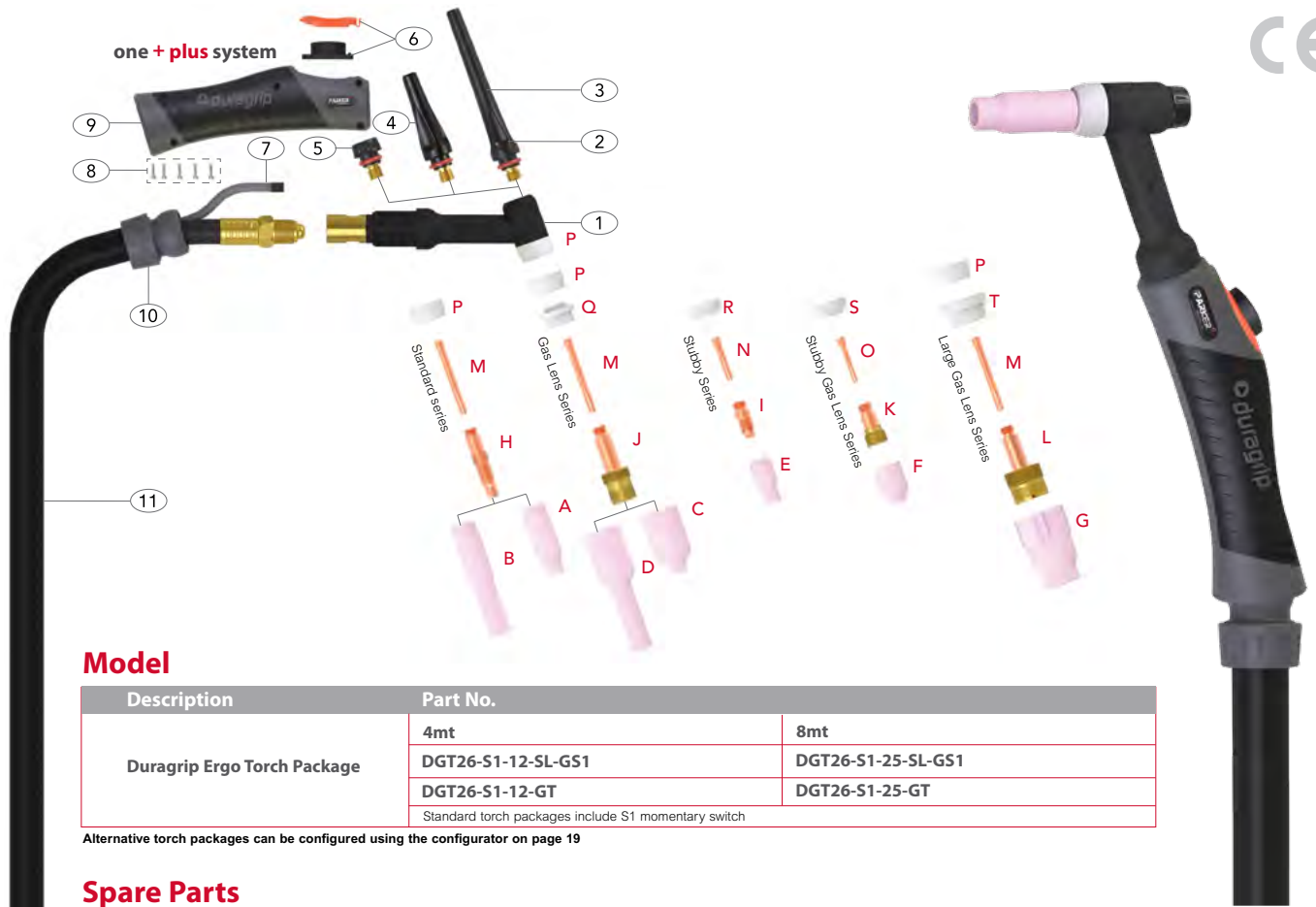
Gas Lens Insulator

Part No.	Description
P	P18CG Standard Cup Insulator
Q	P54N01 Standard Gas Lens Cup Insulator
R	P18CG20 Stubby Cup Insulator
S	PSTB80300236 Stubby Gas Lens Cup Insulator
T	P54N63 Large Gas Lens Cup Insulator

DGT 26 Duragrip Ergo Tig Torch Range

Rating: 180A DC, 125A AC @ 35% duty cycle. Electrode Size: 1.0-4.0mm / 0.040"-5/32"

Air-Cooled Tig Welding Torch



Model

Description	Part No.	
Duragrip Ergo Torch Package	4mt	8mt
	DGT26-S1-12-SL-GS1	DGT26-S1-25-SL-GS1
	DGT26-S1-12-GT	DGT26-S1-25-GT

Standard torch packages include S1 momentary switch

Alternative torch packages can be configured using the configurator on page 19

Spare Parts

Part No.	Description
1	PWP26 Torch Body Standard
2	P98W18 Back Cap 'O' Ring
3	P57Y02 Back Cap Long
4	P300M Back Cap Medium
5	P57Y04 Back Cap Short
6	PER1MS Momentary Kit
7	PERSWL4 Switch Lead 12.5ft
	PERSWL8 Switch Lead 25ft


Part No.	Description
8	PERSP1 Screw Pack
9	PCH200 Duragrip Large Ergo Tig Handle
10	PCKJ200 Large Knuckle Joint and Lock Nut
11	PC200-40 Neoprene Cover Assembly x 12.5ft
	PC200-80 Neoprene Cover Assembly x 25ft

Need a Clear View?

Refer to Page 41/42 for Quartz Tig Consumable Kits

For more information please refer to the following sections:

- Master Wear Parts Table Pages 34-39
- Wear Parts Configuration Table Pages 44-45
- Rear-End / Cable Parts Pages 46-48



DGT 26 Duragrip Ergo Tig Torch Range

Rating: 180A DC, 125A AC @ 35% duty cycle. Electrode Size: 1.0-4.0mm / 0.040"-5/32"

Air-Cooled Tig Welding Torch

Wear Parts

A Standard Ceramic Cups

Part No.	Description	Size	BoreA	
			mm	inch
P10N44	Standard Ceramic Cup	12	19	3/4
P10N45	Standard Ceramic Cup	10	16	5/8
P10N46	Standard Ceramic Cup	8	12.5	1/2
P10N47	Standard Ceramic Cup	7	11	7/16
P10N48	Standard Ceramic Cup	6	10	3/8
P10N49	Standard Ceramic Cup	5	8	5/16
P10N50	Standard Ceramic Cup	4	6	1/4

B Standard Long Ceramic Cups

Part No.	Description	Size	BoreA	
			mm	inch
P10N47L	Standard Long Ceramic Cup	7L	11	7/16
P10N48L	Standard Long Ceramic Cup	6L	10	3/8
P10N49L	Standard Long Ceramic Cup	5L	8	5/16

C Gas Lens Cups

Part No.	Description	Size	BoreA	
			mm	inch
P54N14	Gas Lens Ceramic Cup	8	12.5	1/2
P54N15	Gas Lens Ceramic Cup	7	11	7/16
P54N16	Gas Lens Ceramic Cup	6	10	3/8
P54N17	Gas Lens Ceramic Cup	5	8	5/16
P54N18	Gas Lens Ceramic Cup	4	6	1/4

D Long Gas Lens Ceramic Cups

Part No.	Description	Size	BoreA	
			mm	inch
P54N15L	Long Gas Lens Ceramic Cup	7	11	7/16
P54N16L	Long Gas Lens Ceramic Cup	6	10	3/8
P54N17L	Long Gas Lens Ceramic Cup	5	8	5/16

E Stubby Ceramic Cups

Part No.	Description	Size	BoreA	
			mm	inch
P13N08	Stubby Ceramic Cup	4	6	1/4
P13N09	Stubby Ceramic Cup	5	8	5/16
P13N10	Stubby Ceramic Cup	6	10	3/8
P13N11	Stubby Ceramic Cup	7	11	7/16
P13N12	Stubby Ceramic Cup	8	12.5	1/2
P13N13	Stubby Ceramic Cup	10	16	5/8

F Stubby Gas Lens Cups

Part No.	Description	Size	BoreA	
			mm	inch
P53N58	Stubby Gas Lens Cup	4	6	1/4
P53N59	Stubby Gas Lens Cup	5	8	5/16
P53N60	Stubby Gas Lens Cup	6	10	3/8
P53N61	Stubby Gas Lens Cup	7	11	7/16
P53N61S	Stubby Gas Lens Cup	8	12.5	1/2

G Large Diameter Gas Lens Cups

Part No.	Description	Size	BoreA	
			mm	inch
P57N74	Large Diameter Gas Lens Cup	8	12.5	1/2
P57N75	Large Diameter Gas Lens Cup	6	10	3/8
P53N87	Large Diameter Gas Lens Cup	12	19	3/4
P53N88	Large Diameter Gas Lens Cup	10	16	5/8

H Standard Collet Bodies

Part No.	Description	Electrode Size	
		mm	inch
P10N28	Standard Collet Body	3.2	1/8
P10N30	Standard Collet Body	1.0	0.040
P10N31	Standard Collet Body	1.6	1/16
P10N31M	Standard Collet Body	2.0	5/64
P10N32	Standard Collet Body	2.4	3/32
406488	Standard Collet Body	4.0	5/32"

I Stubby Collet Bodies

Part No.	Description	Bore
		mm
P17CB20	Stubby Collet Body	3.5

J Gas Lens Bodies

Part No.	Description	Electrode Size	
		mm	inch
P45V24	Gas Lens Body	1.0	0.040
P45V25	Gas Lens Body	1.6	1/16
P45V25M	Gas Lens Body	2.0	5/64
P45V26	Gas Lens Body	2.4	3/32
P45V27	Gas Lens Body	3.2	1/8
P45V28	Gas Lens Body	4.0	5/32

K Stubby Gas Lens Bodies

Part No.	Description	Electrode Size	
		mm	inch
PSTB45V42	Stubby Gas Lens Body	1.0	0.040
PSTB45V43	Stubby Gas Lens Body	1.6	1/16
PSTB45V43M	Stubby Gas Lens Body	2.0	5/64
PSTB45V44	Stubby Gas Lens Body	2.4	3/32
PSTB45V45	Stubby Gas Lens Body	3.2	1/8

L Large Diameter Gas Lens Bodies

Part No.	Description	Electrode Size	
		mm	inch
P45V0204	Large Diameter Gas Lens Body	1.0	0.040
P45V116	Large Diameter Gas Lens Body	1.6	1/16
P45V64	Large Diameter Gas Lens Body	2.4	3/32
P995795	Large Diameter Gas Lens Body	3.2	1/8
P45V63	Large Diameter Gas Lens Body	4.0	5/32

M Standard Collets

Part No.	Description	Electrode Size	
		mm	inch
P10N22	Standard Collet	1.0	0.040
P10N23	Standard Collet	1.6	1/16
P10N23M	Standard Collet	2.0	5/64
P10N24	Standard Collet	2.4	3/32
P10N25	Standard Collet	3.2	1/8
P54N20	Standard Collet	4.0	5/32

N Stubby Series Collets

Part No.	Description	Electrode Size	
		mm	inch
P10N22S	Stubby Series Collet	1.0	0.040
P10N23S	Stubby Series Collet	1.6	1/16
P10N24S	Stubby Series Collet	2.4	3/32
P10N25S	Stubby Series Collet	3.2	1/8

O Stubby Series Collets

Part No.	Description	Electrode Size	
		mm	inch
PSTB13N21	Stubby Gas Lens Collet	1.0	0.040
PSTB13N22	Stubby Gas Lens Collet	1.6	1/16
PSTB13N22M	Stubby Gas Lens Collet	2.0	5/64
PSTB13N23	Stubby Gas Lens Collet	2.4	3/32
PSTB13N24	Stubby Gas Lens Collet	3.2	1/8


Gas Lens Insulator

Part No.	Description
P P18CG	Standard Cup Insulator
Q P54N01	Standard Gas Lens Cup Insulator
R P18CG20	Stubby Cup Insulator
S PSTB80300236	Stubby Gas Lens Cup Insulator
T P54N63	Large Gas Lens Cup Insulator

DGT 24W Duragrip Ergo Tig Torch Range

Rating: 180A DC, 125A AC @ 60% duty cycle. Electrode Size: 0.5-2.4mm / 0.020"-3/32"

Liquid-Cooled Tig Welding Torch



Model

Description	Part No.	
Duragrip Ergo Torch Package	4mt	8mt
	DGT24W-S1-12-SL-WF1-WR1-GS1	DGT24W-S1-25-SL-WF1-WR1-GS1
	DGT24W-S1-12-GT-WF1-WR1	DGT24W-S1-25-GT-WF1-WR1
Standard torch packages include S1 momentary switch		

Alternative torch packages can be configured using the configurator on page 19


Spare Parts

Part No.	Description
1	PWP24W Torch Body Standard
2	PB5025S Water/Gas Hose Clamp 8.0mm
3	PER1MS Momentary Kit
4	PERSWL4 Switch Lead 12.5ft
	PERSWL8 Switch Lead 25ft
5	PERSP1 Screw Pack

Part No.	Description
6	PCH100N Duragrip Small Ergo Tig Handle
7	PCKJ100 Small Knuckle Joint and Lock Nut
8	PC100-40 Neoprene Cover Assembly x 12.5ft
	PC100-80 Neoprene Cover Assembly x 25ft

For more information please refer to the following sections:

- Master Wear Parts Table Pages 34-39
- Wear Parts Configuration Table Pages 44-45
- Rear-End / Cable Parts Pages 46-48



DGT 24W Duragrip Ergo Tig Torch Range

Rating: 180A DC, 125A AC @ 60% duty cycle. Electrode Size: 0.5-2.4mm / 0.020"-3/32"

Liquid-Cooled Tig Welding Torch

Wear Parts

A Standard Ceramic Cups

Part No.	Description	Size	BoreA	
			mm	inch
P53N24	Standard Ceramic Cup	4	6	1/4
P53N25	Standard Ceramic Cup	5	8	5/16
P53N27	Standard Ceramic Cup	6	10	3/8

B Gas Lens Cups

Part No.	Description	Size	BoreA	
			mm	inch
P53N58	Gas Lens Cup	4	6	1/4
P53N59	Gas Lens Cup	5	8	5/16
P53N60	Gas Lens Cup	6	10	3/8
P53N61	Gas Lens Cup	7	11	7/16
P53N61S	Gas Lens Cup	8	12.5	1/2

C Standard Collet Bodies

Part No.	Description	Electrode Size	
		mm	inch
P53N18	Standard Collet Body	1.0	0.040
P53N19	Standard Collet Body	1.6	1/16
P24CB332	Standard Collet Body	2.4	3/32

D Gas Lens Bodies

Part No.	Description	Electrode Size	
		mm	inch
P45V42	Gas Lens Body	1.0	0.040
P45V43	Gas Lens Body	1.6	1/16
P45V43M	Gas Lens Body	2.0	5/64
P45V44	Gas Lens Body	2.4	3/32

E Standard Collets

Part No.	Description	Electrode Size	
		mm	inch
P53N16	Standard Collet	1.0	0.040
P53N14	Standard Collet	1.6	1/16
P24C332	Standard Collet	2.4	3/32

F Gas Lens Collets

Part No.	Description	Electrode Size	
		mm	inch
P53N64	Gas Lens Collet	1.6	1/16
P24GLC332	Gas Lens Collet	2.4	3/32


Gas Lens Insulator

Part No.	Description
G P53N22	Standard Cup Insulator
H P53N66	Standard Gas Lens Cup Insulator

DGT 20 Duragrip Ergo Tig Torch Range

Rating: 225A DC, 160A AC @ 60% duty cycle. Electrode Size: 1.0-3.2mm / 0.040"-1/8"

Liquid-Cooled Tig Welding Torch



Model

Description	Part No.	
Duragrip Ergo Torch Package	4mt	8mt
	DGT20-S1-12-SL-WF1-WR1-GS1	DGT20-S1-25-SL-WF1-WR1-GS1
	DGT20-S1-12-GT-WF1-WR1	DGT20-S1-25-GT-WF1-WR1
	Standard torch packages include S1 momentary switch	

Alternative torch packages can be configured using the configurator on page 19

Spare Parts

Part No.	Description
1	PWP20 Torch Body Standard
2	P98W77 Back Cap 'O' Ring
3	P41V24 Back Cap Long
4	P41V35 Back Cap Medium
5	P41V33 Back Cap Short
6	PB5025S Water/Gas Hose Clamp 8.0mm
7	PER1MS Momentary Kit


Part No.	Description
8	PERSWL4 Switch Lead 12.5ft
	PERSWL8 Switch Lead 25ft
9	PERSP1 Screw Pack
10	PCH100N Duragrip Small Ergo Tig Handle
11	PCKJ100 Small Knuckle Joint and Lock Nut
12	PC100-40 Neoprene Cover Assembly x 12.5ft
	PC100-80 Neoprene Cover Assembly x 25ft

Need a Clear View?

Refer to Page 40 for Quartz Tig Consumable Kits

For more information please refer to the following sections:

- Master Wear Parts Table Pages 34-39
- Wear Parts Configuration Table Pages 44-45
- Rear-End / Cable Parts Pages 46-48



DGT 20 Duragrip Ergo Tig Torch Range

Rating: 225A DC, 160A AC @ 60% duty cycle. Electrode Size: 1.0-3.2mm / 0.040"-1/8"

Liquid-Cooled Tig Welding Torch

Wear Parts

A Standard Ceramic Cups

Part No.	Description	Size	BoreA	
			mm	inch
P13N08	Standard Ceramic Cup	4	6	1/4
P13N09	Standard Ceramic Cup	5	8	5/16
P13N10	Standard Ceramic Cup	6	10	3/8
P13N11	Standard Ceramic Cup	7	11	7/16
P13N12	Standard Ceramic Cup	8	12.5	1/2
P13N13	Standard Ceramic Cup	10	16	5/8

B Standard Long Ceramic Cups

Part No.	Description	Size	BoreA	
			mm	inch
P796F70	Standard Long Ceramic Cup	3	5	3/16
P796F71	Standard Long Ceramic Cup	4	6	1/4
P796F72	Standard Long Ceramic Cup	5	8	5/16
P796F73	Standard Long Ceramic Cup	6	10	3/8

C Standard Extra Long Ceramic Cups

Part No.	Description	Size	BoreA	
			mm	inch
P796F74	Standard Extra Long Ceramic Cup	3	5	3/16
P796F75	Standard Extra Long Ceramic Cup	4	6	1/4
P796F76	Standard Extra Long Ceramic Cup	5	8	5/16
P796F77	Standard Extra Long Ceramic Cup	6	10	3/8

D Gas Lens Cups

Part No.	Description	Size	BoreA	
			mm	inch
P53N58	Gas Lens Cup	4	6	1/4
P53N59	Gas Lens Cup	5	8	5/16
P53N60	Gas Lens Cup	6	10	3/8
P53N61	Gas Lens Cup	7	11	7/16
P53N61S	Gas Lens Cup	8	12.5	1/2

E Large Diameter Gas Lens Cups

Part No.	Description	Size	BoreA	
			mm	inch
P57N74	Large Diameter Gas Lens Cup	8	12.5	1/2
P57N75	Large Diameter Gas Lens Cup	6	10	3/8
P53N87	Large Diameter Gas Lens Cup	12	19	3/4
P53N88	Large Diameter Gas Lens Cup	10	16	5/8

F Standard Collet Bodies

Part No.	Description	Electrode Size	
		mm	inch
P13N26	Standard Collet Body	1.0	0.040
P13N27	Standard Collet Body	1.6	1/16
P13N27M	Standard Collet Body	2.0	5/64
P13N28	Standard Collet Body	2.4	3/32
P13N29	Standard Collet Body	3.2	1/8

G Gas Lens Bodies

Part No.	Description	Electrode Size	
		mm	inch
P45V42	Gas Lens Body	1.0	0.040
P45V43	Gas Lens Body	1.6	1/16
P45V43M	Gas Lens Body	2.0	5/64
P45V44	Gas Lens Body	2.4	3/32
P45V45	Gas Lens Body	3.2	1/8"

H Large Diameter Gas Lens Bodies

Part No.	Description	Electrode Size	
		mm	inch
P45V0204S	Large Diameter Gas Lens Body	1.0	0.040
P45V116S	Large Diameter Gas Lens Body	1.6	1/16
P45V64S	Large Diameter Gas Lens Body	2.4	3/32
P995795S	Large Diameter Gas Lens Body	3.2	1/8

I Standard Collets

Part No.	Description	Electrode Size	
		mm	inch
P13N21	Standard Collet	1.0	0.040
P13N22	Standard Collet	1.6	1/16
P13N22M	Standard Collet	2.0	5/64
P13N23	Standard Collet	2.4	3/32
P13N24	Standard Collet	3.2	1/8

J Large Diameter Gas Lens Collets

Part No.	Description	Electrode Size	
		mm	inch
P13N21L	Large Diameter Gas Lens Collet	1.0	0.040
P13N22L	Large Diameter Gas Lens Collet	1.6	1/16
P13N23L	Large Diameter Gas Lens Collet	2.4	3/32
P13N24L	Large Diameter Gas Lens Collet	3.2	1/8

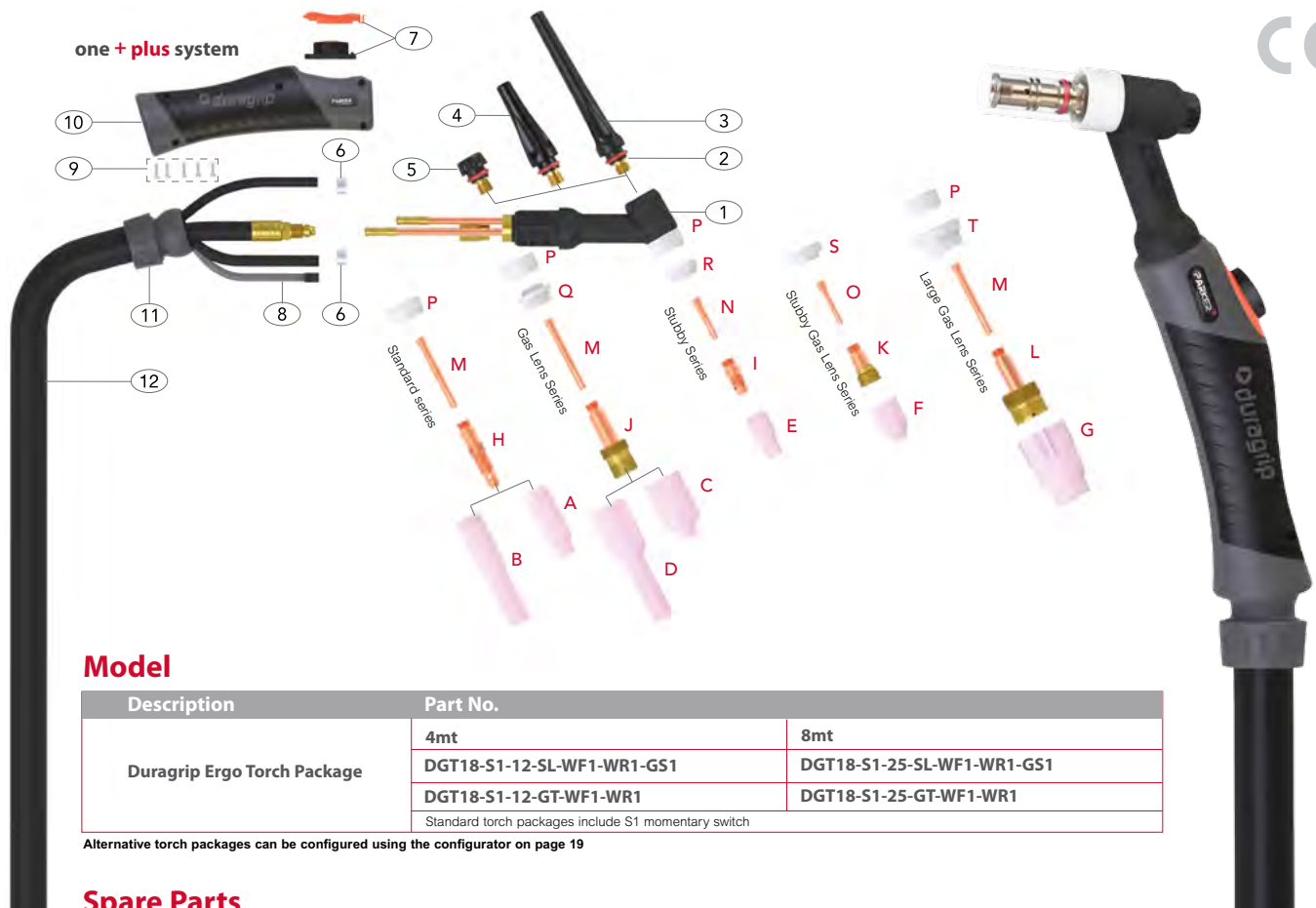
Gas Lens Insulator

Part No.	Description
K P598882	Stubby Gas Lens Cup Insulator
L P54N63-20	Large Gas Lens Cup Insulator

DGT 18 Duragrip Ergo Tig Torch Range

Rating: 380A DC, 270A AC @ 60% duty cycle. Electrode Size: 1.0-4.0mm / 0.040"-5/32"

Liquid-Cooled Tig Welding Torch



Model

Description	Part No.	
Duragrip Ergo Torch Package	4mt	8mt
	DGT18-S1-12-SL-WF1-WR1-GS1	DGT18-S1-25-SL-WF1-WR1-GS1
	DGT18-S1-12-GT-WF1-WR1	DGT18-S1-25-GT-WF1-WR1
Standard torch packages include S1 momentary switch		

Alternative torch packages can be configured using the configurator on page 19

Spare Parts

Part No.	Description
1	PWP18 Torch Body Standard
2	P98W18 Back Cap 'O' Ring
3	P57Y02 Back Cap Long
4	P300M Back Cap Medium
5	P57Y04 Back Cap Short
6	PB5041 Water/Gas Hose Clamp 8.7mm
7	PER1MS Momentary Kit

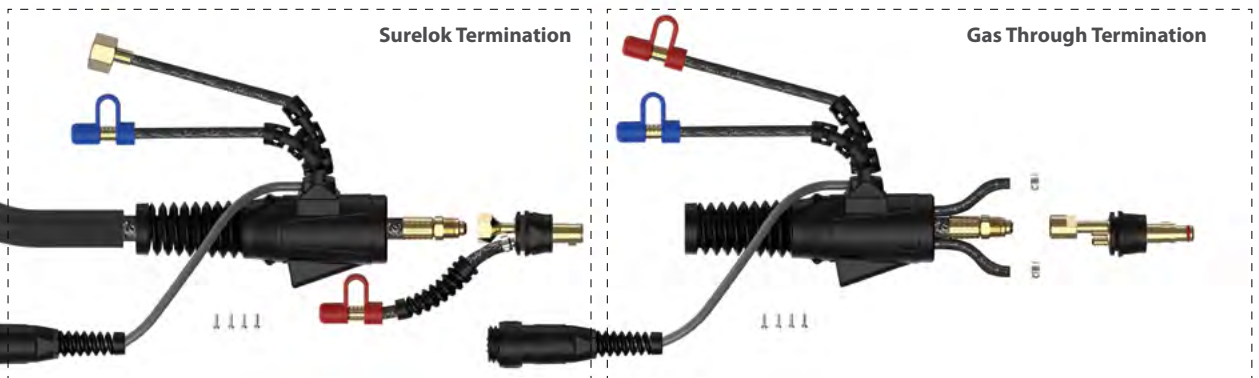
Part No.	Description
8	PERSWL4 Switch Lead 12.5ft
	PERSWL8 Switch Lead 25ft
9	PERSP1 Screw Pack
10	PCH200N Duragrip Large Ergo Tig Handle
11	PCKJ200 Large Knuckle Joint and Lock Nut
12	PC200-40 Neoprene Cover Assembly x 12.5ft
	PC200-80 Neoprene Cover Assembly x 25ft

Need a Clear View?

Refer to Page 41/42 for Quartz Tig Consumable Kits

For more information please refer to the following sections:

- Master Wear Parts Table Pages 34-39
- Wear Parts Configuration Table Pages 44-45
- Rear-End / Cable Parts Pages 46-48



DGT 18 Duragrip Ergo Tig Torch Range

Rating: 380A DC, 270A AC @ 60% duty cycle. Electrode Size: 1.0-4.0mm / 0.040"-5/32"

Liquid-Cooled Tig Welding Torch

Wear Parts

A Standard Ceramic Cups

Part No.	Description	Size	BoreA	
			mm	inch
P10N44	Standard Ceramic Cup	12	19	3/4
P10N45	Standard Ceramic Cup	10	16	5/8
P10N46	Standard Ceramic Cup	8	12.5	1/2
P10N47	Standard Ceramic Cup	7	11	7/16
P10N48	Standard Ceramic Cup	6	10	3/8
P10N49	Standard Ceramic Cup	5	8	5/16
P10N50	Standard Ceramic Cup	4	6	1/4

B Standard Long Ceramic Cups

Part No.	Description	Size	BoreA	
			mm	inch
P10N47L	Standard Long Ceramic Cup	7L	11	7/16
P10N48L	Standard Long Ceramic Cup	6L	10	3/8
P10N49L	Standard Long Ceramic Cup	5L	8	5/16

C Gas Lens Cups

Part No.	Description	Size	BoreA	
			mm	inch
P54N14	Gas Lens Ceramic Cup	8	12.5	1/2
P54N15	Gas Lens Ceramic Cup	7	11	7/16
P54N16	Gas Lens Ceramic Cup	6	10	3/8
P54N17	Gas Lens Ceramic Cup	5	8	5/16
P54N18	Gas Lens Ceramic Cup	4	6	1/4
P54N19	Gas Lens Ceramic Cup	11	17	11/16

D Long Gas Lens Ceramic Cups

Part No.	Description	Size	BoreA	
			mm	inch
P54N15L	Long Gas Lens Ceramic Cup	7	11	7/16
P54N16L	Long Gas Lens Ceramic Cup	6	10	3/8
P54N17L	Long Gas Lens Ceramic Cup	5	8	5/16

E Stubby Ceramic Cups

Part No.	Description	Size	BoreA	
			mm	inch
P13N08	Stubby Ceramic Cup	4	6	1/4
P13N09	Stubby Ceramic Cup	5	8	5/16
P13N10	Stubby Ceramic Cup	6	10	3/8
P13N11	Stubby Ceramic Cup	7	11	7/16
P13N12	Stubby Ceramic Cup	8	12.5	1/2
P13N13	Stubby Ceramic Cup	10	16	5/8

F Stubby Gas Lens Cups

Part No.	Description	Size	BoreA	
			mm	inch
P53N58	Stubby Gas Lens Cup	4	6	1/4
P53N59	Stubby Gas Lens Cup	5	8	5/16
P53N60	Stubby Gas Lens Cup	6	10	3/8
P53N61	Stubby Gas Lens Cup	7	11	7/16
P53N61S	Stubby Gas Lens Cup	8	12.5	1/2

G Large Diameter Gas Lens Cups

Part No.	Description	Size	BoreA	
			mm	inch
P57N74	Large Diameter Gas Lens Cup	8	12.5	1/2
P57N75	Large Diameter Gas Lens Cup	6	10	3/8
P53N87	Large Diameter Gas Lens Cup	12	19	3/4
P53N88	Large Diameter Gas Lens Cup	10	16	5/8

H Standard Collet Bodies

Part No.	Description	Electrode Size	
		mm	inch
P10N28	Standard Collet Body	3.2	1/8
P10N30	Standard Collet Body	1.0	0.040
P10N31	Standard Collet Body	1.6	1/16
P10N31M	Standard Collet Body	2.0	5/64
P10N32	Standard Collet Body	2.4	3/32
P406488	Standard Collet Body	4.0	5/32

I Stubby Collet Bodies

Part No.	Description	Bore
		mm
P17CB20	Stubby Collet Body	3.5

J Gas Lens Bodies

Part No.	Description	Electrode Size	
		mm	inch
P45V24	Gas Lens Body	1.0	0.040
P45V25	Gas Lens Body	1.6	1/16
P45V25M	Gas Lens Body	2.0	5/64
P45V26	Gas Lens Body	2.4	3/32
P45V27	Gas Lens Body	3.2	1/8
P45V28	Gas Lens Body	4.0	5/32

K Stubby Gas Lens Bodies

Part No.	Description	Electrode Size	
		mm	inch
PSTB45V42	Stubby Gas Lens Body	1.0	0.040
PSTB45V43	Stubby Gas Lens Body	1.6	1/16
PSTB45V43M	Stubby Gas Lens Body	2.0	5/64
PSTB45V44	Stubby Gas Lens Body	2.4	3/32
PSTB45V45	Stubby Gas Lens Body	3.2	1/8

L Large Diameter Gas Lens Bodies

Part No.	Description	Electrode Size	
		mm	inch
P45V0204	Large Diameter Gas Lens Body	1.0	0.040
P45V116	Large Diameter Gas Lens Body	1.6	1/16
P45V64	Large Diameter Gas Lens Body	2.4	3/32
P45V63	Large Diameter Gas Lens Body	4.0	5/32
P995795	Large Diameter Gas Lens Body	3.2	1/8

M Standard Collets

Part No.	Description	Electrode Size	
		mm	inch
P10N22	Standard Collet	1.0	0.040
P10N23	Standard Collet	1.6	1/16
P10N23M	Standard Collet	2.0	5/64
P10N24	Standard Collet	2.4	3/32
P10N25	Standard Collet	3.2	1/8
P54N20	Standard Collet	4.0	5/32

N Stubby Series Collets

Part No.	Description	Electrode Size	
		mm	inch
P10N22S	Stubby Series Collet	1.0	0.040
P10N23S	Stubby Series Collet	1.6	1/16
P10N24S	Stubby Series Collet	2.4	3/32
P10N25S	Stubby Series Collet	3.2	1/8

O Stubby Series Collets

Part No.	Description	Electrode Size	
		mm	inch
PSTB13N21	Stubby Gas Lens Collet	1.0	0.040
PSTB13N22	Stubby Gas Lens Collet	1.6	1/16
PSTB13N22M	Stubby Gas Lens Collet	2.0	5/64
PSTB13N23	Stubby Gas Lens Collet	2.4	3/32
PSTB13N24	Stubby Gas Lens Collet	3.2	1/8


Gas Lens Insulator

Part No.	Description
P18CG	Standard Cup Insulator
Q P54N01	Standard Gas Lens Cup Insulator
R P18CG20	Stubby Cup Insulator
S PSTB80300236	Stubby Gas Lens Cup Insulator
T P54N63	Large Gas Lens Cup Insulator

DGT 18SC Duragrip Ergo Tig Torch Range

Rating: 410A DC, 290A AC @ 60% duty cycle. Electrode Size: 1.0-4.8mm / 0.040"-3/16"

Liquid-Cooled Tig Welding Torch



Model

Description	Part No.	
Duragrip Ergo Torch Package	4mt	8mt
	DGT18SC-S1-12-SL-WF1-WR1-GS1	DGT18SC-S1-25-SL-WF1-WR1-GS1
	DGT18SC-S1-12-GT-WF1-WR1	DGT18SC-S1-25-GT-WF1-WR1
	Standard torch packages include S1 momentary switch	

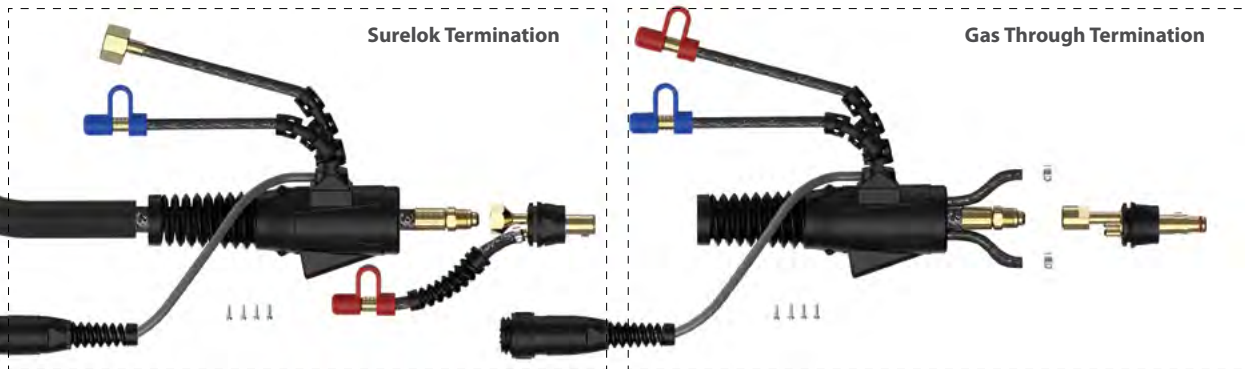
Alternative torch packages can be configured using the configurator on page 19

Spare Parts

Part No.	Description
1	PWP18SC Torch Body
2	P98W18 Back Cap 'O' Ring
3	P57Y02 Back Cap Long
4	P300M Back Cap Medium
5	P57Y04 Back Cap Short
6	PB5041 Water/Gas Hose Clamp 8.7mm
7	PER1MS Momentary Kit
8	PERSWL4 Switch Lead 12.5ft
	PERSWL8 Switch Lead 25ft

Part No.	Description
9	PERSP1 Screw Pack
10	PCH200N Duragrip Large Ergo Tig Handle
11	PCKJ200 Large Knuckle Joint and Lock Nut
12	PC200-40 Neoprene Cover Assembly x 12.5ft
	PC200-80 Neoprene Cover Assembly x 25ft

For more information please refer to the following sections:
 •Master Wear Parts Table Pages 34-39
 •Wear Parts Configuration Table Pages 44-45
 •Rear-End / Cable Parts Pages 46-48



DGT 18SC Duragrip Ergo Tig Torch Range

Rating: 410A DC, 290A AC @ 60% duty cycle. Electrode Size: 1.0-4.8mm / 0.040"-3/16"

Liquid-Cooled Tig Welding Torch

Wear Parts

A Long Gas Lens Ceramic Cups

Part No.	Description	Size	BoreA	
			mm	inch
P54N15L	Long Gas Lens Ceramic Cup	7	11	7/16
P54N16L	Long Gas Lens Ceramic Cup	6	10	3/8
P54N17L	Long Gas Lens Ceramic Cup	5	8	5/16

B Gas Lens Ceramic Cups

Part No.	Description	Size	BoreA	
			mm	inch
P54N14	Gas Lens Ceramic Cup	8	12.5	11/2
P54N15	Gas Lens Ceramic Cup	7	11	7/16
P54N16	Gas Lens Ceramic Cup	6	10	3/8
P54N17	Gas Lens Ceramic Cup	5	8	5/16
P54N18	Gas Lens Ceramic Cup	4	6	1/4
P54N19	Gas Lens Ceramic Cup	11	17	11/16

C Collet Bodies

Part No.	Description	BoreA
		mm
PNCB-53	Standard Nose Collet Body	3.4
PNCB-36	H.D. Nose Collet Body Nose	5.0

D Gas Lens Bodies

Part No.	Description	Electrode Size	
		mm	inch
P18GL16	Gas Lens Body	1.6	1/16
P18GL32	Gas Lens Body	2.4	3/32
P18GL18	Gas Lens Body	3.2	1/8
P18GL53	Gas Lens Body	4.0	5/32
P18GL36	Gas Lens Body	4.8	3/16

E Heavy Duty Collets

Part No.	Description	Electrode Size	
		mm	inch
P10N25HD	Heavy Duty Collet	3.2	1/8
P54N20HD	Heavy Duty Collet	4.0	5/32
P18C36	Heavy Duty Collet	4.8	3/16

F Standard Collets

Part No.	Description	Electrode Size	
		mm	inch
P10N22	Standard Collet	1.0	0.040
P10N23	Standard Collet	1.6	1/16
P10N23M	Standard Collet	2.0	5/64
P10N24	Standard Collet	2.4	3/32
P10N25	Standard Collet	3.2	1/8
P54N20	Standard Collet	4.0	5/32

Standard Collets

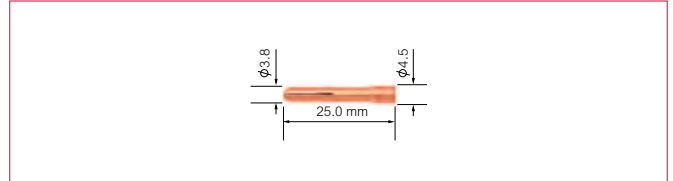
DGT 17/18/18SC/26

Part No.	Description	Electrode Size	
		mm	inch
P10N21	Standard Collet	0.5	0.020
P10N22	Standard Collet	1.0	0.040
P10N23	Standard Collet	1.6	1/16
P10N23M	Standard Collet	2.0	5/64
P10N24	Standard Collet	2.4	3/32
P10N25	Standard Collet	3.2	1/8



DGT 9/20

Part No.	Description	Electrode Size	
		mm	inch
P13N20	Standard Collet	0.5	0.020
P13N21	Standard Collet	1.0	0.040
P13N22	Standard Collet	1.6	1/16
P13N22M	Standard Collet	2.0	5/64
P13N23	Standard Collet	2.4	3/32



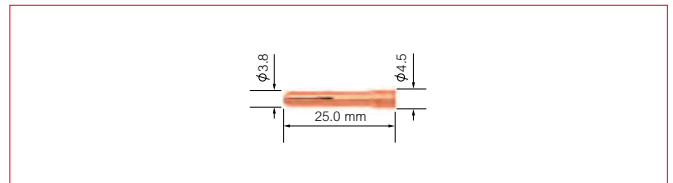
DGT 18/18SC

Part No.	Description	Electrode Size	
		mm	inch
P54N20	Standard Collet	4.0	5/32



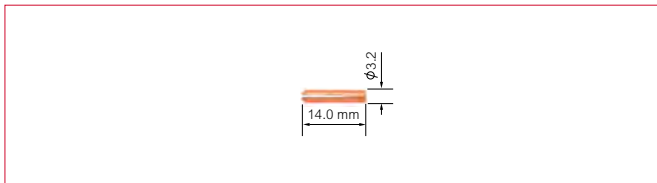
DGT 20

Part No.	Description	Electrode Size	
		mm	inch
P13N24	Standard Collet	3.2	1/8



DGT 24W


Part No.	Description	Electrode Size	
		mm	inch
P53N14	Standard Collet	1.6	1/16
P53N16	Standard Collet	1.0	0.040
P24C332	Standard Collet	2.4	3/32



Heavy Duty Collets

DGT 18SC


Part No.	Description	Electrode Size	
		mm	inch
P10N25HD	Heavy Duty Collet	3.2	1/8
P54N20HD	Heavy Duty Collet	4.0	5/32
P18C36	Heavy Duty Collet	4.8	3/16



Stubby Series Collets

DGT 17/18/26


Part No.	Description	Electrode Size	
		mm	inch
P10N21S	Stubby Series Collet	0.5	0.020
P10N22S	Stubby Series Collet	1.0	0.040
P10N23S	Stubby Series Collet	1.6	1/16
P10N24S	Stubby Series Collet	2.4	3/32
P10N25S	Stubby Series Collet	3.2	1/8



Large Diameter Gas Lens Collets


DGT 9/20

Part No.	Description	Electrode Size	
		mm	inch
P13N20L	Large Diameter Gas Lens Collet	0.5	0.020
P13N21L	Large Diameter Gas Lens Collet	1.0	0.040
P13N22L	Large Diameter Gas Lens Collet	1.6	1/16
P13N23L	Large Diameter Gas Lens Collet	2.4	3/32
P13N24L	Large Diameter Gas Lens Collet	3.2	1/8



DGT 17/18/26

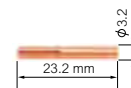
Part No.	Description	Electrode Size	
		mm	inch
PSTB13N20	Stubby Series Collet	0.5	0.020
PSTB13N21	Stubby Series Collet	1.0	0.040
PSTB13N22	Stubby Series Collet	1.6	1/16
PSTB13N22M	Stubby Series Collet	2.0	5/64
PSTB13N23	Stubby Series Collet	2.4	3/32
PSTB13N24	Stubby Series Collet	3.2	1/8



Gas Lens Collets

DGT 24W


Part No.	Description	Electrode Size	
		mm	inch
P53N64	Gas Lens Collet	1.6	1/16
P24GLC332	Gas Lens Collet	2.4	3/32



Standard Collet Bodies


DGT 17/18/26

Part No.	Description	Electrode Size	
		mm	inch
P10N28	Standard Collet Body	3.2	1/8
P10N29	Standard Collet Body	0.5	0.020
P10N30	Standard Collet Body	1.0	0.040
P10N31	Standard Collet Body	1.6	1/16
P10N31M	Standard Collet Body	2.0	5/64
P10N32	Standard Collet Body	2.4	3/32



DGT 18

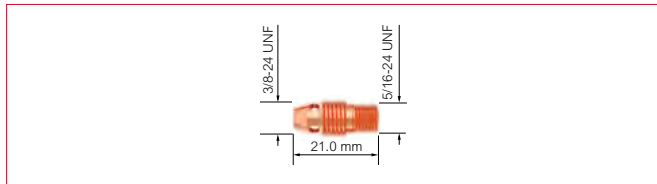
Part No.	Description	Electrode Size	
		mm	inch
P406488	Standard Collet Body	4.0	5/32



Standard Collet Bodies

DGT 9/20

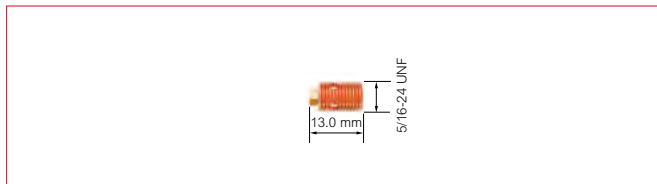
Part No.	Description	Electrode Size	
		mm	inch
P13N25	Standard Collet Body	0.5	0.020
P13N26	Standard Collet Body	1.0	0.040
P13N27	Standard Collet Body	1.6	1/16
P13N27M	Standard Collet Body	2.0	5/64
P13N28	Standard Collet Body	2.4	3/32
P13N29	Standard Collet Body	3.2	1/8



Standard Collet Bodies

DGT 24W


Part No.	Description	Electrode Size	
		mm	inch
P53N18	Standard Collet Body	1.0	0.040
P53N19	Standard Collet Body	1.6	1/16
P24CB332	Standard Collet Body	2.4	3/32



Heavy Duty Collet Bodies

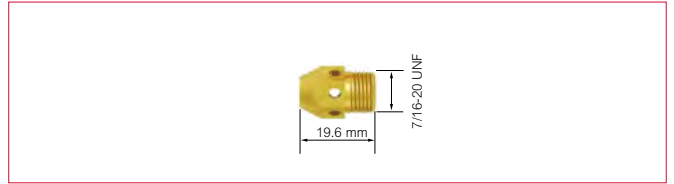
DGT 18SC

Part No.	Description	Bore
		mm
PNCB-53	Standard Nose Collet Body	3.4



DGT 18SC

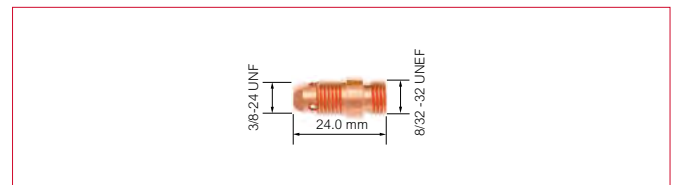
Part No.	Description	Bore
		mm
PNCB-36	Heavy Duty Nose Collet Body	5.0



Stubby Collet Bodies

DGT 17/18/26


Part No.	Description	Bore
		mm
P17CB20	Stubby Collet Body	3.5



Gas Lens Bodies

DGT 17/18/26

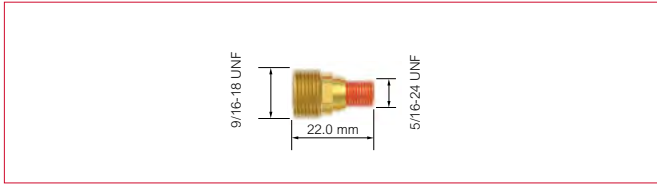
Part No.	Description	Electrode Size	
		mm	inch
P45V24	Gas Lens Body	1.0	0.040
P45V25	Gas Lens Body	1.6	1/16
P45V25M	Gas Lens Body	2.0	5/64
P45V26	Gas Lens Body	2.4	3/32
P45V27	Gas Lens Body	3.2	1/8
P45V28	Gas Lens Body	4.0	5/32
P45V29	Gas Lens Body	0.5	0.020



Gas Lens Bodies

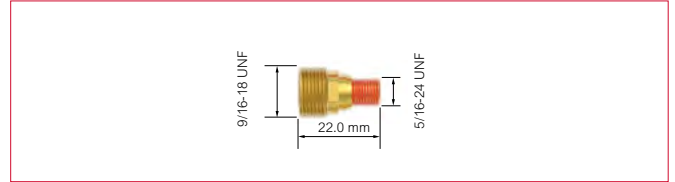
DGT 9/20/24W

Part No.	Description	Electrode Size	
		mm	inch
P45V41	Gas Lens Body	0.5	0.020
P45V42	Gas Lens Body	1.0	0.040
P45V43	Gas Lens Body	1.6	1/16
P45V43M	Gas Lens Body	2.0	5/64
P45V44	Gas Lens Body	2.4	3/32



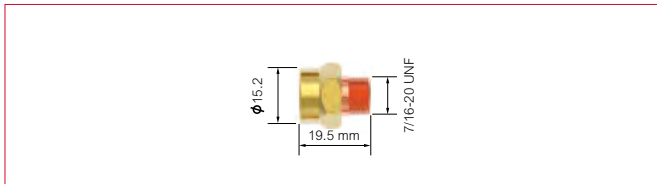
DGT 9/20

Part No.	Description	Electrode Size	
		mm	inch
P45V45	Gas Lens Body	3.2	1/8




DGT 18SC

Part No.	Description	Electrode Size	
		mm	inch
P18GL16	Gas Lens Body	1.6	1/16
P18GL32	Gas Lens Body	2.4	3/32
P18GL18	Gas Lens Body	3.2	1/8
P18GL53	Gas Lens Body	4.0	5/32
P18GL36	Gas Lens Body	4.8	3/16



DGT 17/18/26

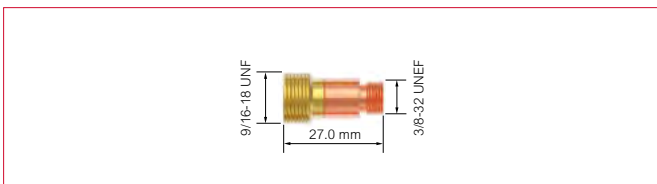
Part No.	Description	Electrode Size	
		mm	inch
P45V0204	Large Diameter Gas Lens Body	1.0	0.040
P45V116	Large Diameter Gas Lens Body	1.6	1/16
P45V64	Large Diameter Gas Lens Body	2.4	3/32
P45V63	Large Diameter Gas Lens Body	4.0	5/32
P995795	Large Diameter Gas Lens Body	3.2	1/8



Stubby Gas Lens Bodies

DGT 17/18/26

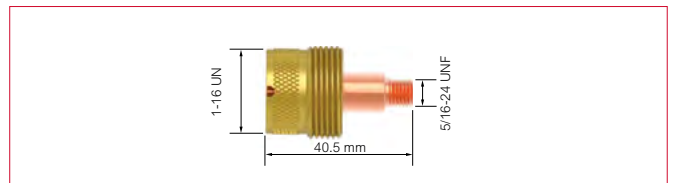
Part No.	Description	Electrode Size	
		mm	inch
PSTB45V41	Stubby Gas Lens Body	0.5	0.020
PSTB45V42	Stubby Gas Lens Body	1.0	0.040
PSTB45V43	Stubby Gas Lens Body	1.6	1/16
PSTB45V43M	Stubby Gas Lens Body	2.0	5/64
PSTB45V44	Stubby Gas Lens Body	2.4	3/32
PSTB45V45	Stubby Gas Lens Body	3.2	1/8



Large Diameter Gas Lens Bodies

DGT 9/20

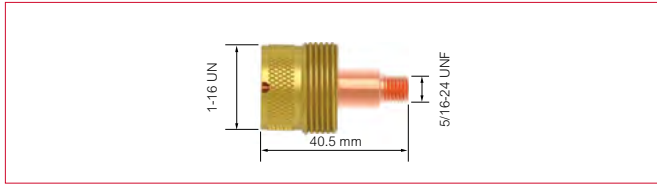
Part No.	Description	Electrode Size	
		mm	inch
P45V0204S	Large Diameter Gas Lens Body	1.0	0.040
P45V116S	Large Diameter Gas Lens Body	1.6	1/16
P45V64S	Large Diameter Gas Lens Body	2.4	3/32
P45V63S	Large Diameter Gas Lens Body	4.0	5/32



Large Diameter Gas Lens Bodies

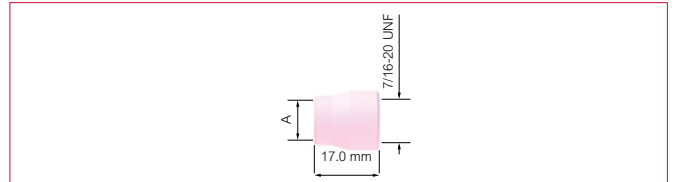
DGT 20

Part No.	Description	Electrode Size	
		mm	inch
P995795S	Large Diameter Gas Lens Body	3.2	1/8



DGT 24W

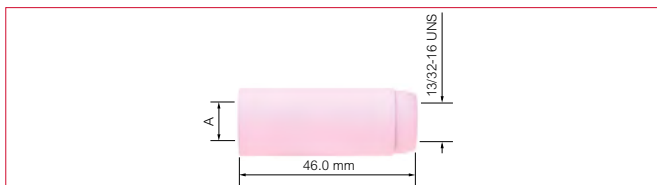
Part No.	Description	Size	BoreA	
			mm	inch
P53N24	Standard Ceramic Cup	4	6	1/4
P53N25	Standard Ceramic Cup	5	8	5/16
P53N27	Standard Ceramic Cup	6	10	3/8



Standard Ceramic Cups

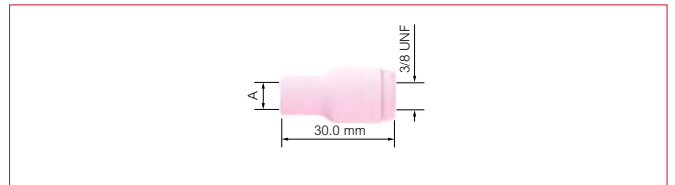
DGT 17/18/26

Part No.	Description	Size	BoreA	
			mm	inch
P10N44	Standard Ceramic Cup	12	19	3/4
P10N45	Standard Ceramic Cup	10	16	5/8
P10N46	Standard Ceramic Cup	8	12.5	1/2
P10N47	Standard Ceramic Cup	7	11	7/16
P10N48	Standard Ceramic Cup	6	10	3/8
P10N49	Standard Ceramic Cup	5	8	5/16
P10N50	Standard Ceramic Cup	4	6	1/4



DGT 17/18/26

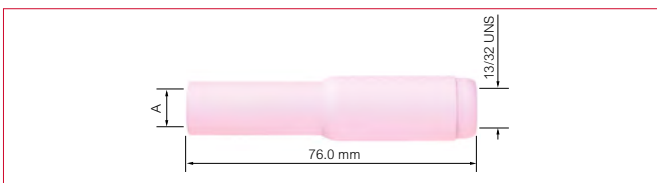
Part No.	Description	Size	BoreA	
			mm	inch
P13N08	Standard Ceramic Cup	4	6	1/4
P13N09	Standard Ceramic Cup	5	8	5/16
P13N10	Standard Ceramic Cup	6	10	3/8
P13N11	Standard Ceramic Cup	7	11	7/16
P13N12	Standard Ceramic Cup	8	12.5	1/2
P13N13	Standard Ceramic Cup	10	16	5/8



Standard Long Ceramic Cups

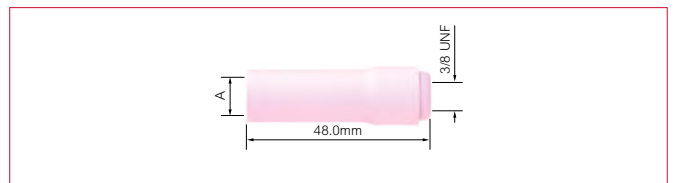
DGT 9/17/18/20/26

Part No.	Description	Size	BoreA	
			mm	inch
P10N47L	Standard Long Ceramic Cup	7L	11	7/16
P10N48L	Standard Long Ceramic Cup	6L	10	3/8
P10N49L	Standard Long Ceramic Cup	5L	8	5/16



DGT 9/20

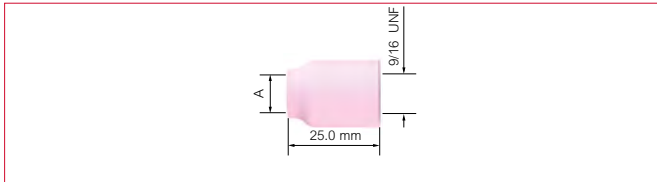
Part No.	Description	Size	BoreA	
			mm	inch
P796F70	Standard Long Ceramic Cup	3	5	3/16
P796F71	Standard Long Ceramic Cup	4	6	1/4
P796F72	Standard Long Ceramic Cup	5	8	5/16
P796F73	Standard Long Ceramic Cup	6	10	3/8



Gas Lens Cups

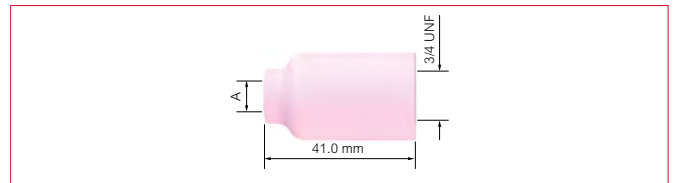
DGT 9/20/24W

Part No.	Description	Size	BoreA	
			mm	inch
P53N58	Gas Lens Cup	4	6	1/4
P53N59	Gas Lens Cup	5	8	5/16
P53N60	Gas Lens Cup	6	10	3/8
P53N61	Gas Lens Cup	7	11	7/16
P53N61S	Gas Lens Cup	8	12.5	1/2



DGT 17/18/18SC/26


Part No.	Description	Size	BoreA	
			mm	inch
P54N14	Gas Lens Cup	8	12.5	1/2
P54N15	Gas Lens Cup	7	11	7/16
P54N16	Gas Lens Cup	6	10	3/8
P54N17	Gas Lens Cup	5	8	5/16
P54N18	Gas Lens Cup	4	6	1/4
P54N19	Gas Lens Cup	11	17	11/16



Standard Extra Long Ceramic Cups

DGT 9/20

Part No.	Description	Size	BoreA	
			mm	inch
P796F74	Standard Extra Long Ceramic Cup	3	5	3/16
P796F75	Standard Extra Long Ceramic Cup	4	6	1/4
P796F76	Standard Extra Long Ceramic Cup	5	8	5/16
P796F77	Standard Extra Long Ceramic Cup	6	10	3/8



Long Gas Lens Ceramic Cups

DGT 17/18/18SC/26

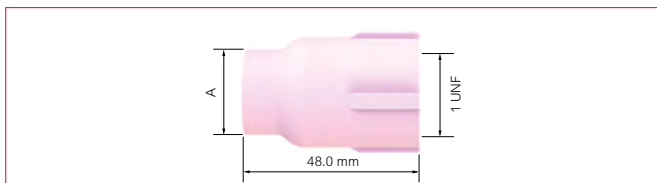
Part No.	Description	Size	BoreA	
			mm	inch
P54N15L	Long Gas Lens Ceramic Cup	7	11	7/16
P54N16L	Long Gas Lens Ceramic Cup	6	10	3/8
P54N17L	Long Gas Lens Ceramic Cup	5	8	5/16



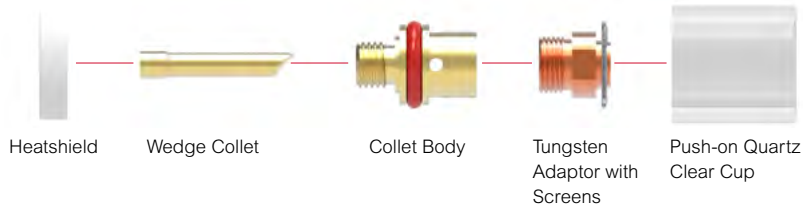
Large Diameter Gas Lens Cups

DGT 9/17/18/20/26

Part No.	Description	Size	BoreA	
			mm	inch
P57N74	Large Diameter Gas Lens Cup	8	12.5	1/2
P57N75	Large Diameter Gas Lens Cup	6	10	3/8
P53N87	Large Diameter Gas Lens Cup	12	19	3/4
P53N88	Large Diameter Gas Lens Cup	10	16	5/8



Quartz Tig Consumables Kits 9,20 Series



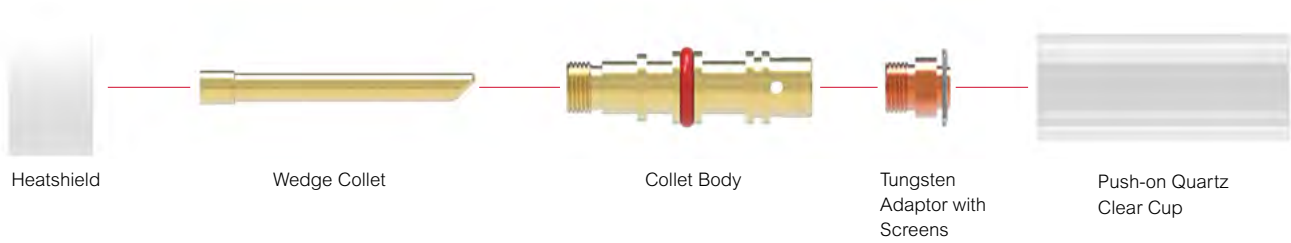
Part No.	Description
PGS920P-16 Quartz Tig Consumables Kit 1.6mm	Push-on Quartz Clear Cup Tungsten Adaptor with Screens 1.6mm Collet Body Wedge Collet 1.6mm Heatshield

Part No.	Description
PGS920P-24 Quartz Tig Consumables Kit 2.4mm	Push-on Quartz Clear Cup Tungsten Adaptor with Screens 2.4mm Collet Body Wedge Collet 2.4mm Heatshield

Part No.	Description
PGS920P-32 Quartz Tig Consumables Kit 3.2mm	Push-on Quartz Clear Cup Tungsten Adaptor with Screens 3.2mm Collet Body Wedge Collet 3.2mm Heatshield

Quartz Tig Consumables

Quartz Tig Consumables Kits 17,18,26 Series

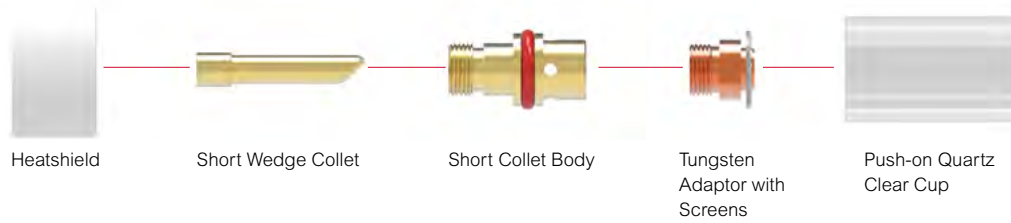


Part No.	Description
PGS171826P-16 Quartz Tig Consumables Kit 1.6mm	Push-on Quartz Clear Cup Tungsten Adaptor with Screens 1.6mm Collet Body Wedge Collet 1.6mm Heatshield

Part No.	Description
PGS171826P-24 Quartz Tig Consumables Kit 2.4mm	Push-on Quartz Clear Cup Tungsten Adaptor with Screens 2.4mm Collet Body Wedge Collet 2.4mm Heatshield

Part No.	Description
PGS171826P-32 Quartz Tig Consumables Kit 3.2mm	Push-on Quartz Clear Cup Tungsten Adaptor with Screens 3..2mm Collet Body Wedge Collet 3.2mm Heatshield

Quartz Tig Consumables Kits 17,18,26 Series




Part No.	Description
PGS171826P-16S Quartz Tig Consumables Kit 1.6mm	Push-on Quartz Clear Cup Tungsten Adaptor with Screens 1.6mm Short Collet Body Short Wedge Collet 1.6mm Heatshield

Part No.	Description
PGS171826P-24S Quartz Tig Consumables Kit 2.4mm	Push-on Quartz Clear Cup Tungsten Adaptor with Screens 2.4mm Short Collet Body Short Wedge Collet 2.4mm Heatshield

Part No.	Description
PGS171826P-32S Quartz Tig Consumables Kit 3.2mm	Push-on Quartz Clear Cup Tungsten Adaptor with Screens 3.2mm Short Collet Body Short Wedge Collet 3.2mm Heatshield

Push-on Quartz Clear Cups

Part No.	Description	Length	Model
1 P2-P7PC	Push-on Quartz Clear Cup	25mm	9/20
2 P2-P8PC	Push-on Quartz Clear Cup	32.5mm	All
3 P3-P8PC	Push-on Quartz Clear Cup	47mm	17/18/26





Tungsten Adaptor with Screens

Part No.	Description	Electrode Size		Model
		mm	inch	
PTAS-GS16	Tungsten Adaptor with Screens	1.6	1/16	All
PTAS-GS24	Tungsten Adaptor with Screens	2.4	3/32	All
PTAS-GS32	Tungsten Adaptor with Screens	3.2	1/8	All



Collet Bodies

Part No.	Description	Model
1 PCB2-GS1	Collet Body	9/20
2 PCB3-GS	Collet Body	17/18/26
3 PCB4-GS	Short Collet Body	17/18/26



Wedge Collets

Part No.	Description	Electrode Size		Model
		mm	inch	
1 P2CGS-16	Wedge Collet	1.6	1/16	9/20
P2CGS-24	Wedge Collet	2.4	3/32	9/20
P2CGS-32	Wedge Collet	3.2	1/8	9/20
2 P3CGS-16	Wedge Collet	1.6	1/16	17/18/26
P3CGS-24	Wedge Collet	2.4	3/32	17/18/26
P3CGS-32	Wedge Collet	3.2	1/8	17/18/26
3 P4CGS-16	Short Wedge Collet	1.6	1/16	17/18/26
P4CGS-24	Short Wedge Collet	2.4	3/32	17/18/26
P4CGS-32	Short Wedge Collet	3.2	1/8	17/18/26

















Heatshield

Part No.	Description	Model
1 PHSG920-1	Heatshield	9/20
2 PHSG171826	Heatshield	17/18/26



DGT 9/20 Series

Standard Series					P796F Range Standard Extra Long Ceramic Cup
					P796F Range Standard Long Ceramic Cup
					P13N Range Standard Ceramic Cup
Gas Lens Series					P53N Range Gas Lens Ceramic Cup
					Large Diameter Gas Lens Ceramic Cup
Large Gas Lens Series					

* Wear Parts part number and sizes are available on pages 34-39

DGT 17/18/26 Series

Standard Series					P10N Range Standard Long Ceramic Cup	
					P10N Range Standard Ceramic Cup	
Stubby Series					P13N Range Standard Ceramic Cup	
Gas Lens Series						P54N Range Long Gas Lens Ceramic Cup
						P54N Range Gas Lens Ceramic Cup

Wear Parts Configuration Tables

DGT 17/18/26 Series

Stubby Gas Lens Series



PSTB80300236
Gas Lens
Insulator



PSTB13N Range
Stubby Collet



PSTB45V Range
Stubby Gas Lens Body



P53N Range
Gas Lens Ceramic Cup

Large Gas Lens Series




P18CG
Gas Lens
Insulator



P54N63
Gas Lens
Insulator



P10N Range
Standard Collet



P45V Range
Large Diameter Gas Lens Body



Large Diameter
Gas Lens Ceramic Cup

* Wear Parts part number and sizes are available on pages 34-39

DGT 18SC Series

Standard Series



P18NG
Gas Lens
Insulator



P10N Range
Standard Collet



PNCB-53
Standard Nose
Collet Body



P54N Range
Gas Lens Ceramic Cup



Heavy Duty Collet



PNCB-36
Heavy Duty Nose Collet Body



P54N Range
Long Gas Lens Ceramic Cup

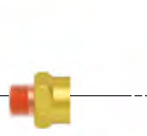
Gas Lens Series



P18NG
Gas Lens
Insulator



P10N Range
Standard Collet



P18GL Range
Gas Lens Body



P54N Range
Gas Lens Ceramic Cup



Heavy Duty Collet



P54N Range
Long Gas Lens Ceramic Cup

* Wear Parts part number and sizes are available on pages 34-39

DGT 24W Series

Standard Series



P53N22
Gas Lens
Insulator



P53N Range
Standard Collet



P53N Range
Standard Collet Body



P53N Range
Standard Ceramic Cup



P53N66
Gas Lens
Insulator



P53N Range
Gas Lens Collet




P45V Range
Gas Lens Body



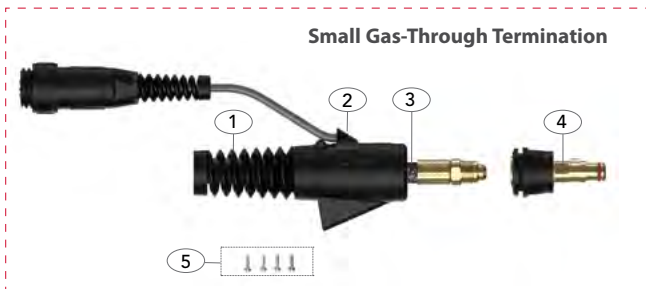
P53N Range
Gas Lens Ceramic Cup

* Wear Parts part number and sizes are available on pages 34-39



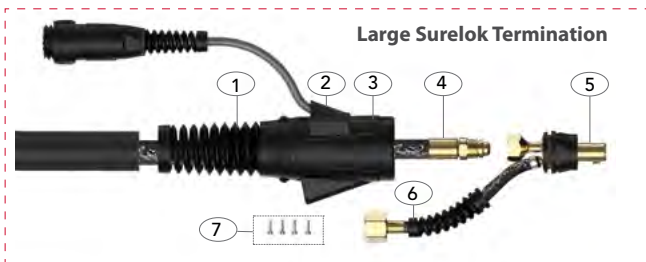
DGT 9/17

Part No.	Description
1	PSLH917-S Cable Support Small
2	PNSLH917-H Surelok Housing Small
3	PSL57Y01A Power Cable x 12.5ft Surelok
	PSL57Y03A Power Cable x 25ft Surelok
4	PNSL3550 Surelok Body 13mm
	PNSL1625 Surelok Body 9mm
5	*PNSL-1-GS# Gas Supply Hose
6	PERSP1 Screw Pack



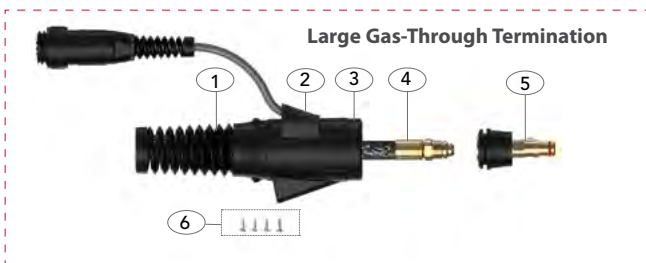
DGT 9/17

Part No.	Description
1	PSLH917-S Cable Support Small
2	PFR-UNSLH917-H Gas Through Surelok Housing Small
3	PSL57Y01 Power Cable 12.5ft Surelok
	PSL57Y03 Power Cable 25ft Surelok
4	PFRSL3550G Gas Through Surelok Body
5	PERSP1 Screw Pack



DGT 26

Part No.	Description
1	PSLH26-S Cable Support Large
2	PSLH26-C Surelok Housing Cover
3	PNSLH26-H Surelok Housing Large
4	PSL46V28A Power Cable x 12.5ft Surelok
	PSL46V30A Power Cable x 25ft Surelok
5	PNSL3550 Surelok Body 13mm
	PNSL1625 Surelok Body 9mm
6	*PNSL-1-GS# Gas Supply Hose
7	PERSP1 Screw Pack



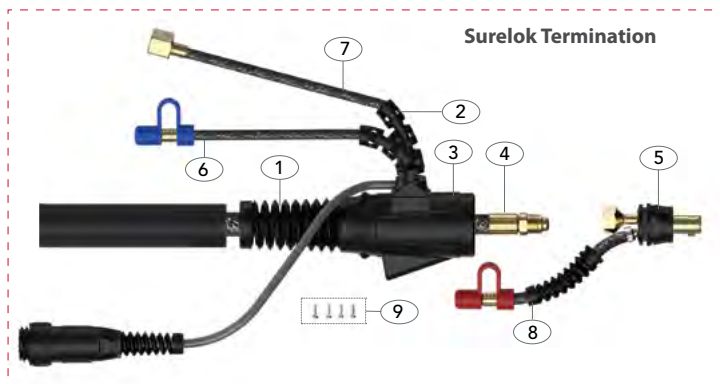
DGT 26

Part No.	Description
1	PSLH26-S Cable Support Large
2	PSLH26-C Surelok Housing Cover
3	PFR-UNSLH26-H Gas Through Surelok Housing Large
4	PSL46V28A Power Cable x 12.5ft Surelok
	PSL46V30A Power Cable x 25ft Surelok
5	PFRSL3550G Gas Through Surelok Body
6	PERSP1 Screw Pack

*Note: Gas supply hoses are specified by utilizing the part number and a termination suffix from the gas supply hose table on page 12.

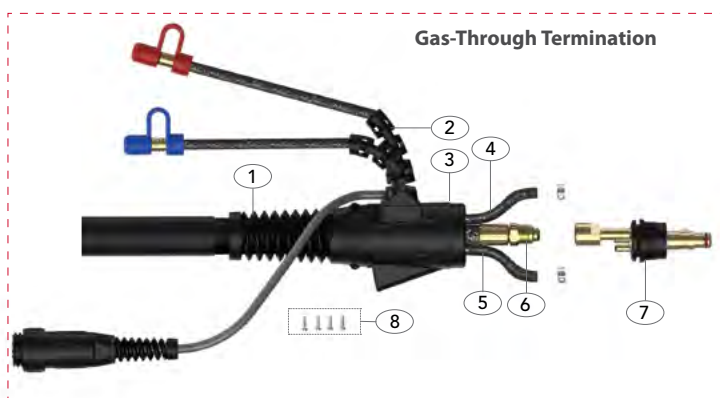
Example: PNSL-1-GS1
Gas supply hose c/w 3/8" BSP fitting

Liquid-Cooled Rear-End Spare Parts



DGT 24W/20

Part No.	Description
1	PSLH26-S Cable Support Large
2	PSLH1820-S Surelok Housing Support
3	PNSLH26-H Surelok Housing Large
4	PSL45V03A Power Cable x 12.5ft Surelok PVC
	PSL45V04A Power Cable x 25ft Surelok PVC
5	PNSL3550 Surelok Body 13mm
	PNSL1625 Surelok Body 9mm
6	*PN45V07-WF# Water Feed Hose x 12.5ft PVC
	*PN45V08-WF# Water Feed Hose x 25ft PVC
7	*P45V09-GS # Gas Hose x 12.5ft PVC
	*P45V10-GS # Gas Hose x 25ft PVC
8	*PNSL-1-WR # Water Return Hose PVC
9	PERSP1 Screw Pack

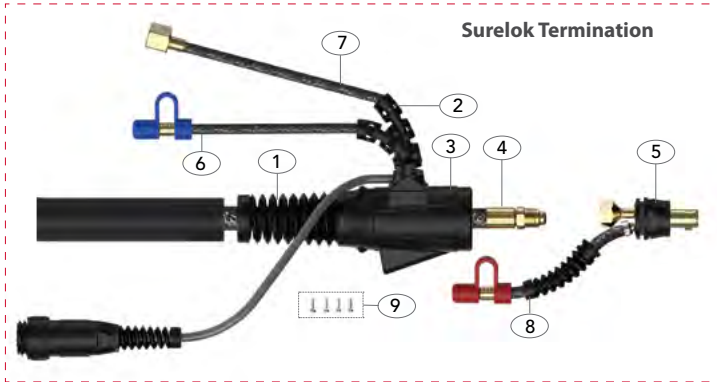


DGT 24W/20

Part No.	Description
1	PSLH26-S Cable Support Large
2	PSLH1820-S Surelok Housing Support
3	PFR-UNSLH26-H Gas Through Surelok Housing Large
4	*PFRSL-1-WR # Gas Through Water Return Hose PVC
5	PFR45V09 Gas Through Gas Hose x 12.5ft PVC
	PFR45V10 Gas Through Gas Hose x 25ft PVC
6	PSL45V03A Power Cable x 12.5ft Surelok PVC
	PSL45V04A Power Cable x 25ft Surelok PVC
7	PFRSL3550W Gas Through Surelok Body
8	PERSP1 Screw Pack

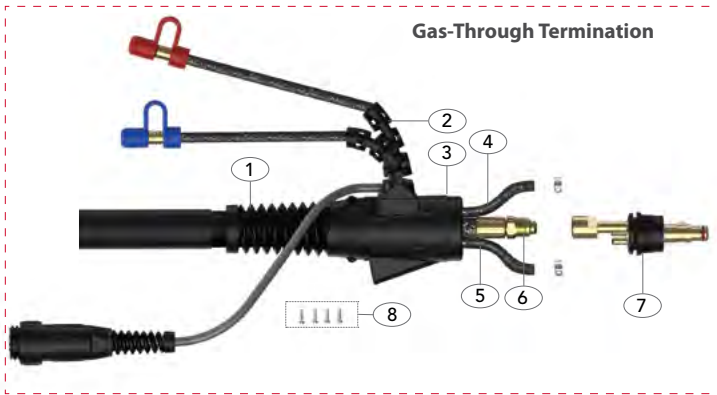
*Note: Gas supply hoses are specified by utilizing the part number and a termination suffix from the gas supply hose table on page 12.

Example: PN45V07-WF1
Water feed hose c/w quick fit



DGT 18/18SC

Part No.	Description
1	PSLH26-S Cable Support Large
2	PSLH1820-S Surelok Housing Support
3	PNSLH26-H Surelok Housing Large
4	PSL40V64A Power Cable x 12.5ft Surelok PVC
	PSL41V29A Power Cable x 25ft Surelok PVC
5	PNSL3550 Surelok Body 13mm
	PNSL1625 Surelok Body 9mm
6	*PN45V07-WF# Water Feed Hose x 12.5ft PVC
	*PN45V08-WF# Water Feed Hose x 25ft PVC
7	*P45V09-GS# Gas Hose x 12.5ft PVC
	*P45V10-GS# Gas Hose x 25ft PVC
8	*PNSL-1-WR# Water Return Hose PVC
9	PERSP1 Screw Pack



DGT 18/18SC

Part No.	Description
1	PSLH26-S Cable Support Large
2	PSLH1820-S Surelok Housing Support
3	PFR-UNSLH26-H Gas Through Surelok Housing Large
4	*PFRSL-1-WR# Gas Through Water Return Hose PVC
5	PFR45V09 Gas Through Gas Hose x 12.5ft PVC
	PFR45V10 Gas Through Gas Hose x 25ft PVC
6	PSL40V64A Power Cable x 12.5ft Surelok PVC
	PSL41V29A Power Cable x 25ft Surelok PVC
7	PFRSL3550W Gas Through Surelok Body
8	PERSP1 Screw Pack

*Note: Gas supply hoses are specified by utilizing the part number and a termination suffix from the gas supply hose table on page 12.

Example: PN45V07-WF1
Water feed hose c/w quick fit



Jinan Export Processing Zone
The East End of Jing Shi Dong Road
Jinan 250102
P.R. China

Tel: +86 531 88239823
Fax: +86 531 88239398
Website: www.parkertorchology.com
Email: info@parkertorchology.com
MPP022 / V.2019.06