

SUREGRIP CBR
PLASMA CUTTING SERIES



Welding Tools for the Professional

A Smart Approach

Parker Torchology is shaped by people with vision, a passion for improvement and a belief in delivering the very best Welding and Cutting Torch Range in the World.

We expect a great deal from our products, so we ask a lot of ourselves and our engineers.

Our mantra: **Innovation, Technology, Performance.**



DNA

Design and Engineering excellence are at the core of everything we do.

Every torch we build is driven by our relentless pursuit of perfection.

Premium Features

At Parker Torchology we do things differently, we strive to solve your problems with the perfect product to suit your needs. We create smart product features encased in cutting-edge design to ensure you always have the best tools to hand.





Production


A fusion of precision production engineering, our bespoke processing techniques and a fanatical attention to detail ensures every welding torch we produce is worthy of the Parker Torchology name.

Testing, Testing, Testing

It takes patience to develop a new product, it's a lot more than a great idea.

Product development is an iterative process, trying something over and over, changing one small variable at a time.


We build endless prototypes and test pieces that undergo months of rigorous testing. Only once a product has passed up to 88 different test procedures, with every single part tested separately do we consider our latest designs ready for market.



Partners

Our customers and business partners play a vital role in our development. With the core aim to strive together, we work with end users, distributors and academic institutions alike.

As a result we share fundamental values in order to succeed in our respective market places, supporting economic growth and collaborative opportunities with others.



A Bright Future

Technology doesn't stand still, which is why we are constantly innovating to bring you the best products on the market.

Our strong vision and focused innovation strategy, not to mention our passion to revolutionize the industry, ensure that Parker Torchology is a byword for excellence.

We Talk Torches

Contents

Suregrip CBR Plasma Cutting Torch Range Features Focus 6

Suregrip CBR Plasma Cutting Torch Range Overview and Ratings 8

CBR Specification Information

Cable Termination and Wiring System Explained 9

Torch Package Configurator 10

Torch Range

Suregrip CBR Plasma SCB 50 11

Suregrip CBR Plasma SCB 70 12

Suregrip CBR Plasma SCB 90 13

Suregrip CBR Plasma SCB 150 14

Suregrip CBR Plasma SCB 150R 16

Air-Cooled

Wear Parts

Cutting Tips 18

Electrodes 20

Swirl Rings 20

Retaining Caps 21

Shield Cap Bodies 21

Stand off Guides 22

Shield Caps 23

Spacers for Gouging 23

Spacers for Contact Cutting 24

Locking Nuts 24

Cooling Tubes 25

Cutting Buggies 25

Circle / Cutting Attachment Kits 26

Wear Parts Configuration Tables 27

Suregrip CBR Plasma Cutting Torch Range

Air-Cooled Features Focus

Air-Cooled

The Suregrip CBR series utilizes electrode to tip Arc striking with high frequency.

Dynamic Engineering and Superior Design Ergonomics




100% Cebora® Compatibility Guaranteed

Quality Wear Parts

All wear parts are manufactured to the same specification as the original manufacturer ensuring reliability, longevity and superior performance

Safety Systems

A twin “fail-safe” system located beneath the shield cap ensures the torch cannot be activated if the cap is removed



Torch Bodies

Produced from precision toleranced machined parts and aerospace polymers

Features Focus

Cutting Tools for the Professional



Ergonomics – For Comfort and Handleability

- Large surface area grips improve positionability and operator comfort
- Cable supports are designed to offer the greatest flexibility

Trigger System

A patented slide to operate switch system is easy to operate and prevents accidental torch ignition



Terminations

Terminations available for separate and central connector cable types

The Smart Way To Buy Welding and Cutting Tools



Suregrip CBR Plasma Cutting Torch Range

Ratings: 50 Amp to 150 Amp

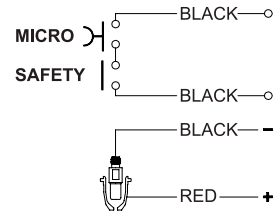
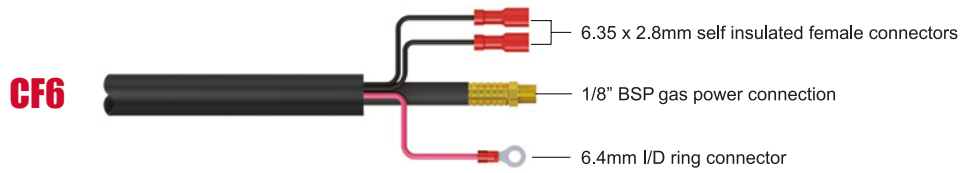


Model	SCB 50	SCB 70	SCB 90	SCB 150	SCB 150R
Technical Data					
Cooling Method	Air-Cooled	Air-Cooled	Air-Cooled	Air-Cooled	Air-Cooled
Rating:	50A	70A	90A	150A	150A
Cutting Thickness	10-15mm	15-20mm	24-30mm	35-40mm	35-40mm
Duty Cycle:	60%	60%	60%	60%	60%
Gas	Air/N ₂	Air/N ₂	Air/N ₂	Air/N ₂	Air/N ₂
Gas Pressure	4.5-5.0 bar	4.5-5.0 bar	4.5-5.0 bar	4.5-5.0 bar	4.5-5.0 bar
	65-75 psi	65-75 psi	65-75 psi	65-75 psi	65-75 psi
Gas Flow	120 l/min	130 l/min	160 l/min	220 l/min	220 l/min
	250 scfh	275 scfh	340 scfh	470 scfh	470 scfh
Pilot	Electrode to Tip	Electrode to Tip	Electrode to Tip	Electrode to Tip	Electrode to Tip
Ignition	HF	HF	HF	HF	HF
Post Flow	90 sec	90 sec	90 sec	90 sec	90 sec

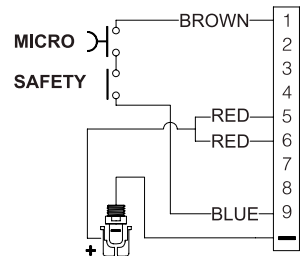
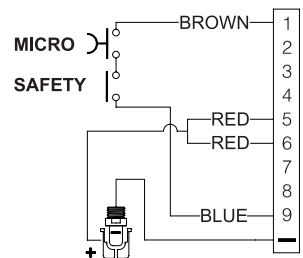
Suregrip CBR Plasma Cutting Torch Range

Cable Terminations and Wiring Systems Explained

Cable Fitting Options

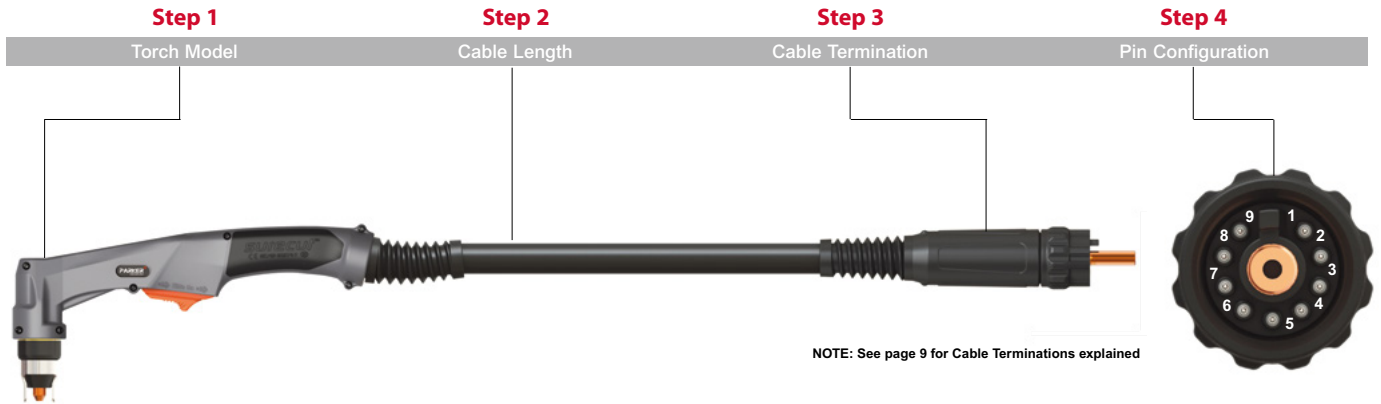


Central Connector Options



Model	CBR50	CBR70	CBR90	CBR150	CBR150R
CF6	●	●	●	●	●
CC1	●	●	●	●	●
CC2	●	●	●	●	●

● Denotes standard termination option



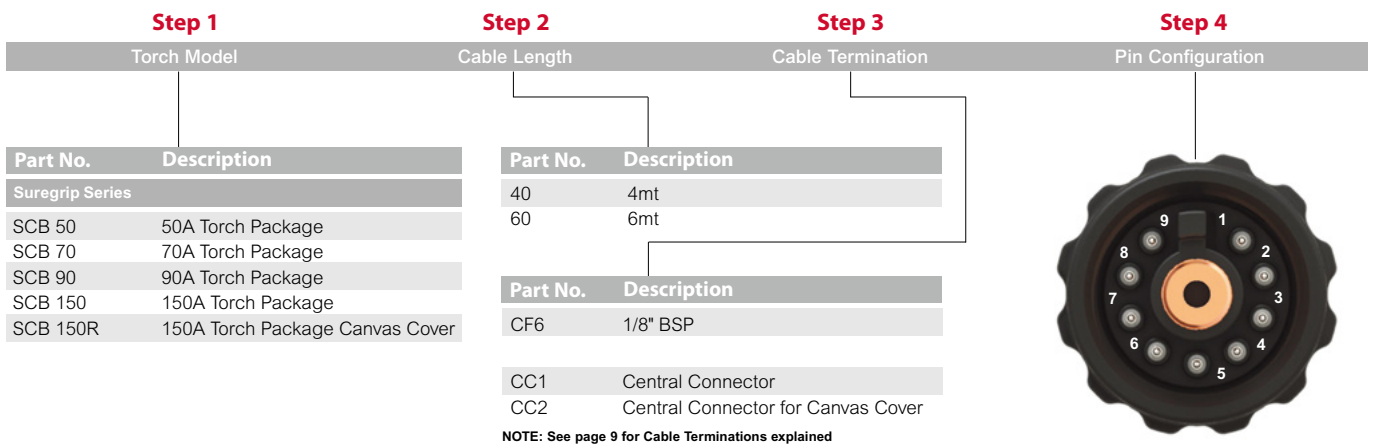
Ordering Information

Torch package part numbering is configured using the simple 4 stage system outlined below:

1. Select the correct model of torch
2. Select the cable length required
3. Select the power cable connections required
4. If you have selected a CC style termination, specify the pin numbers for the
 - Switch system
 - Safety system
 - Pilot arc
 - Any other requirements

Example: SCB 150-60-CF6

Suregrip150 Torch Package x 6mt c/w separate cables and 1/8" BSP fitting

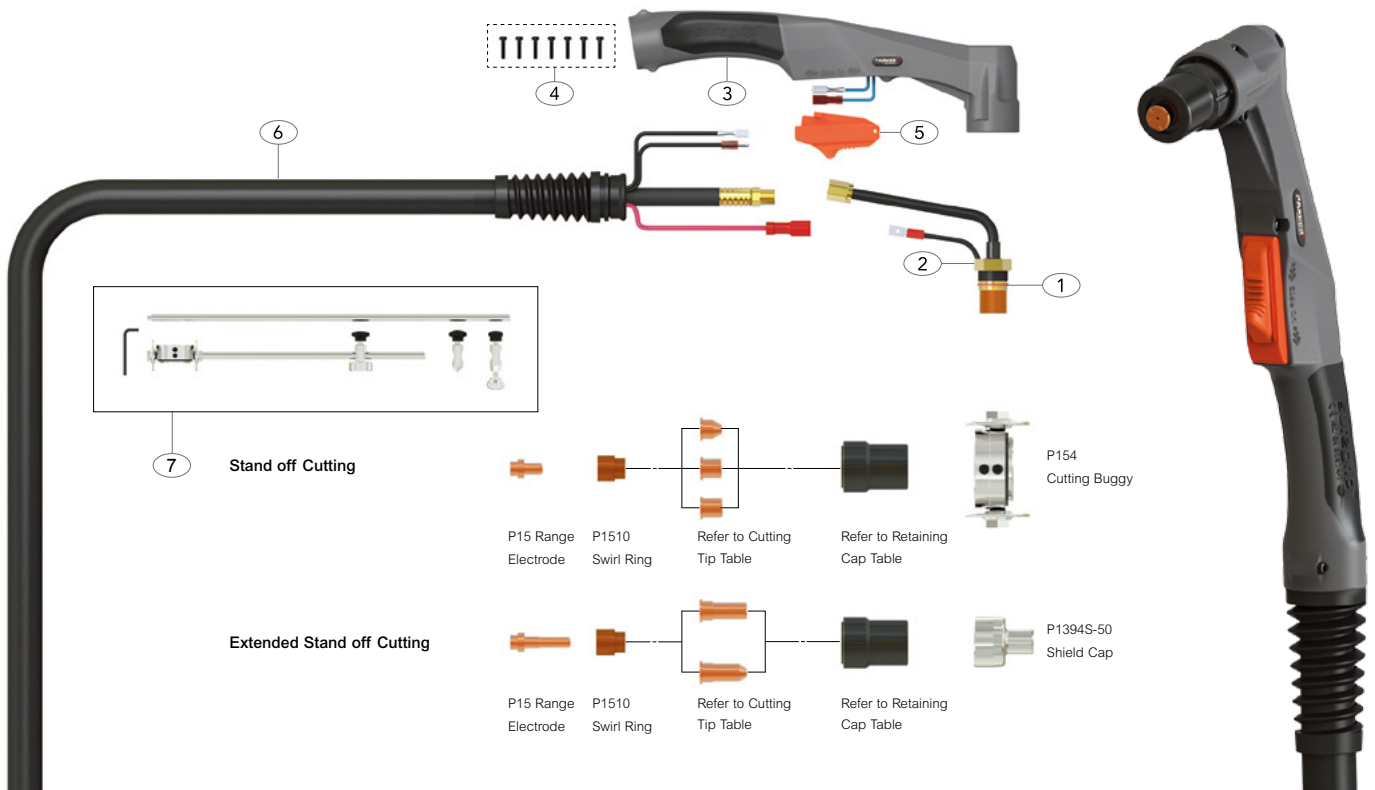


	Pin No	Pin No
Switch	_____	_____
Safety	_____	_____
Pilot Arc	_____	_____
Others	_____	_____

SCB 50 Suregrip CBR Plasma Cutting Torch Range

Rating: 50A Air/N₂ gas, @ 60% duty cycle.

Air-Cooled Cutting Torch Range



Model

Description	Part No.	
Suregrip CBR Plasma Cutting Torch Package	4mt	6mt
	SCB50-40-CF6	SCB50-60-CF6

Alternative torch packages can be configured using the configurator on page 10

Wear Parts

Cutting Tips

Part No.	Description	Bore \varnothing A	Amps
P1304	Cutting Tip	1.0mm	50A
P1306	Cutting Tip Extended Contact	1.0mm	50A
P1304F-10	Cutting Tip Flat	1.0mm	50A
*P1305	Cutting Tip Conical	1.0mm	50A
P1370	Cutting Tip Extended	1.0mm	50A
P1395	Cutting Tip Extended Long Life	1.0mm	50A
P1395-11	Cutting Tip Extended Long Life	1.1mm	60A
P1396	Cutting Tip Long Life	1.0mm	50A
P1396-11	Cutting Tip Long Life	1.1mm	60A

Retaining Caps

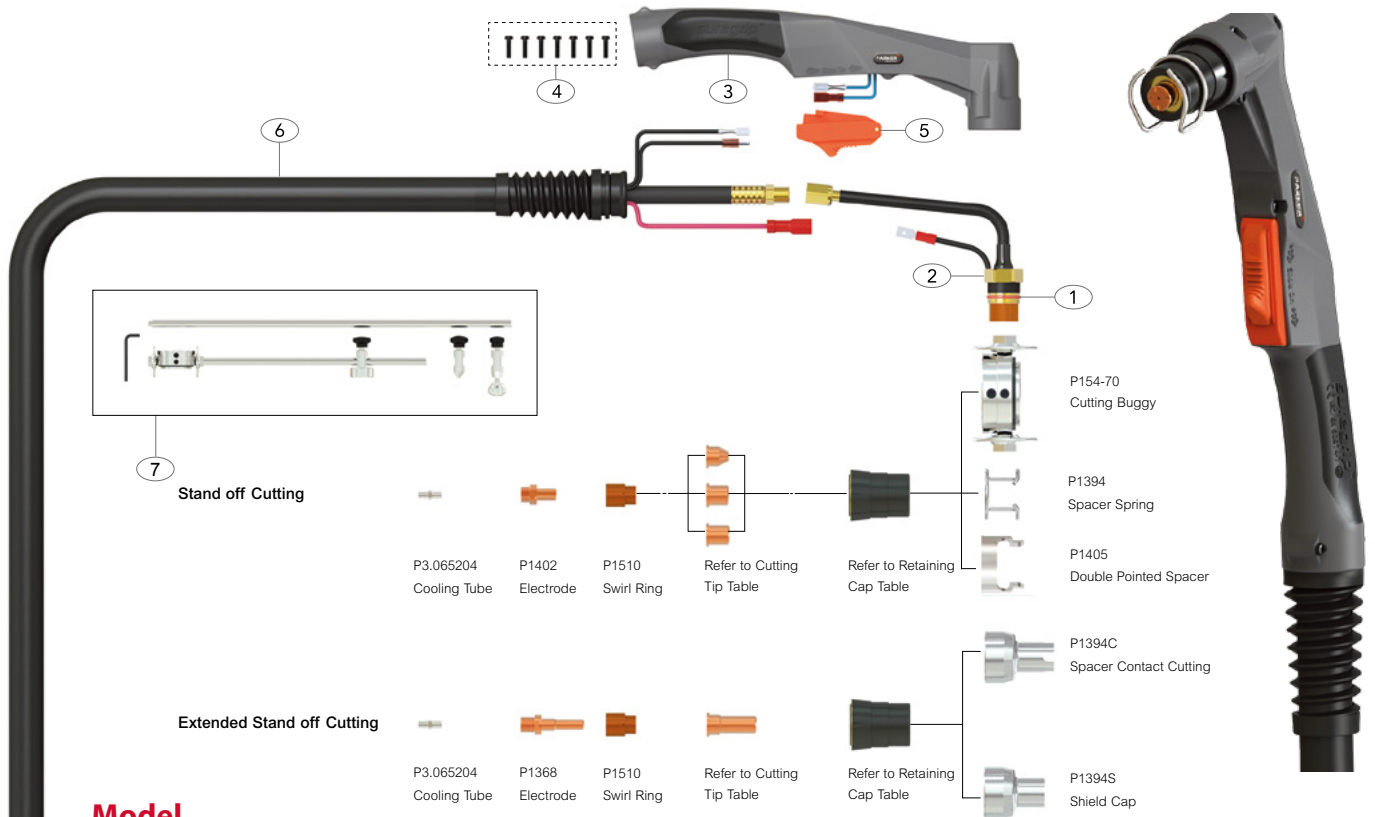
Part No.	Description
*P5.710.121	Retaining Cap

Spare Parts

Part No.	Description
1	SCP5008 O Ring
2	SCB1352 SCB50 70° Torch Head Kit
3	SCP5014/HF Plasma Handle Kit
4	SCPSP1 Screw Pack
5	SCP2516 Plasma Safety Trigger
6	*SCP5019-40-# Cable Assembly Complete x 4mt
7	*SCP5019-60-# Cable Assembly Complete x 6mt
	P166 Circle Cutting Attachment Kit

CF6

*Denotes torch package standard wear part set-up
 For more information please refer to the following sections:
 • Cable Terminations Page 9
 • Master Wear Parts Table Page 18-26
 • Wear Parts Configuration Tables Page 27-28



Model

Description	Part No.	
Suregrip CBR Plasma Cutting Torch Package	4mt	6mt
	SCB70-40-CF6	SCB70-60-CF6

Alternative torch packages can be configured using the configurator on page 10

Wear Parts

Cutting Tips

Part No.	Description	Bore \varnothing A	Amps
P1309	Cutting Tip	0.9mm	35A
P1308	Cutting Tip	1.2mm	70A
P1396-12	Cutting Tip Long Life	1.2mm	70A
*P1304F-12	Cutting Tip Flat	1.2mm	70A
P1305-12	Cutting Tip Conical	1.2mm	70A
P1395-12	Cutting Tip Extended Long Life	1.2mm	70A
P1366	Cutting Tip Extended	0.9mm	35A
P1396	Cutting Tip Long Life	1.0mm	50A
1396-11	Cutting Tip Long Life	1.1mm	60A
P1304F-10	Cutting Tip Flat	1.0mm	50A
P1305	Cutting Tip Conical	1.0mm	50A
P1395	Cutting Tip Extended Long Life	1.0mm	50A
P1395-11	Cutting Tip Extended Long Life	1.0mm	60A

Retaining Caps

Part No.	Description
*P5.710.171	Retaining Cap

Spare Parts

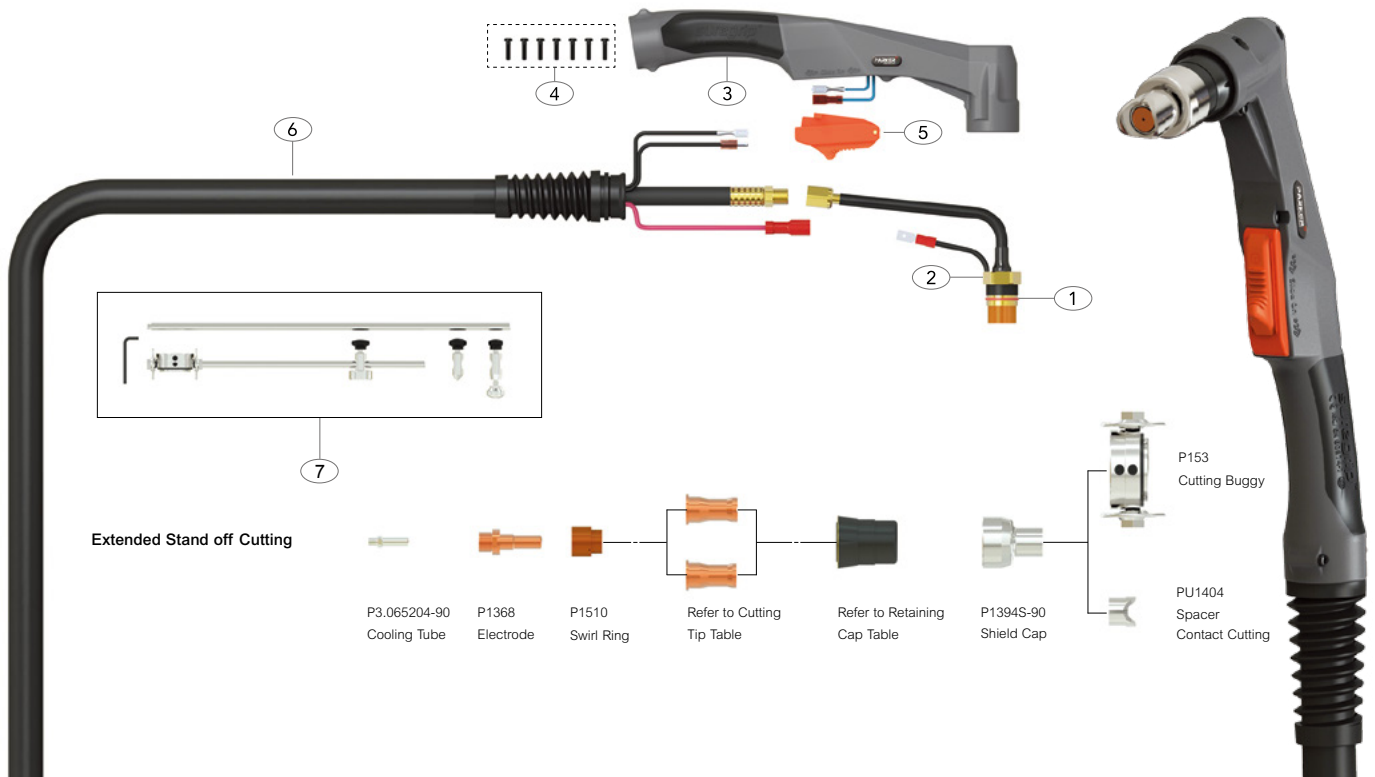
Part No.	Description
1	SCP5008 O Ring
2	SCB1351 SCB70 70° Torch Head Kit
3	SCP5014/HF Plasma Handle Kit
4	SCPSP1 Screw Pack
5	SCP2516 Plasma Safety Trigger
6	*SCP5019-40-# Cable Assembly Complete x 4mt
	*SCP5019-60-# Cable Assembly Complete x 6mt
7	P166-70 Circle Cutting Attachment Kit

*Denotes torch package standard wear part set-up
For more information please refer to the following sections:
•Cable Terminations Page 9
•Master Wear Parts Table Page 18-26
•Wear Parts Configuration Tables Page 27-28

SCB 90 Suregrip CBR Plasma Cutting Torch Range

Rating: 90A Air/N₂ gas, @ 60% duty cycle.

Air-Cooled Cutting Torch Range



Model

Description	Part No.	
	4mt	6mt
Suregrip CBR Plasma Cutting Torch Package	SCB90-40-CF6	SCB90-60-CF6

Alternative torch packages can be configured using the configurator on page 10

Wear Parts

Cutting Tips

Part No.	Description	Bore Ø A	Amps
SCP9020-10	Cutting Tip Long Life	1.0mm	20-50A
SCP9020-12	Cutting Tip Long Life	1.2mm	50-70A
*SCP9020-13	Cutting Tip Long Life	1.3mm	70-90A

Retaining Caps

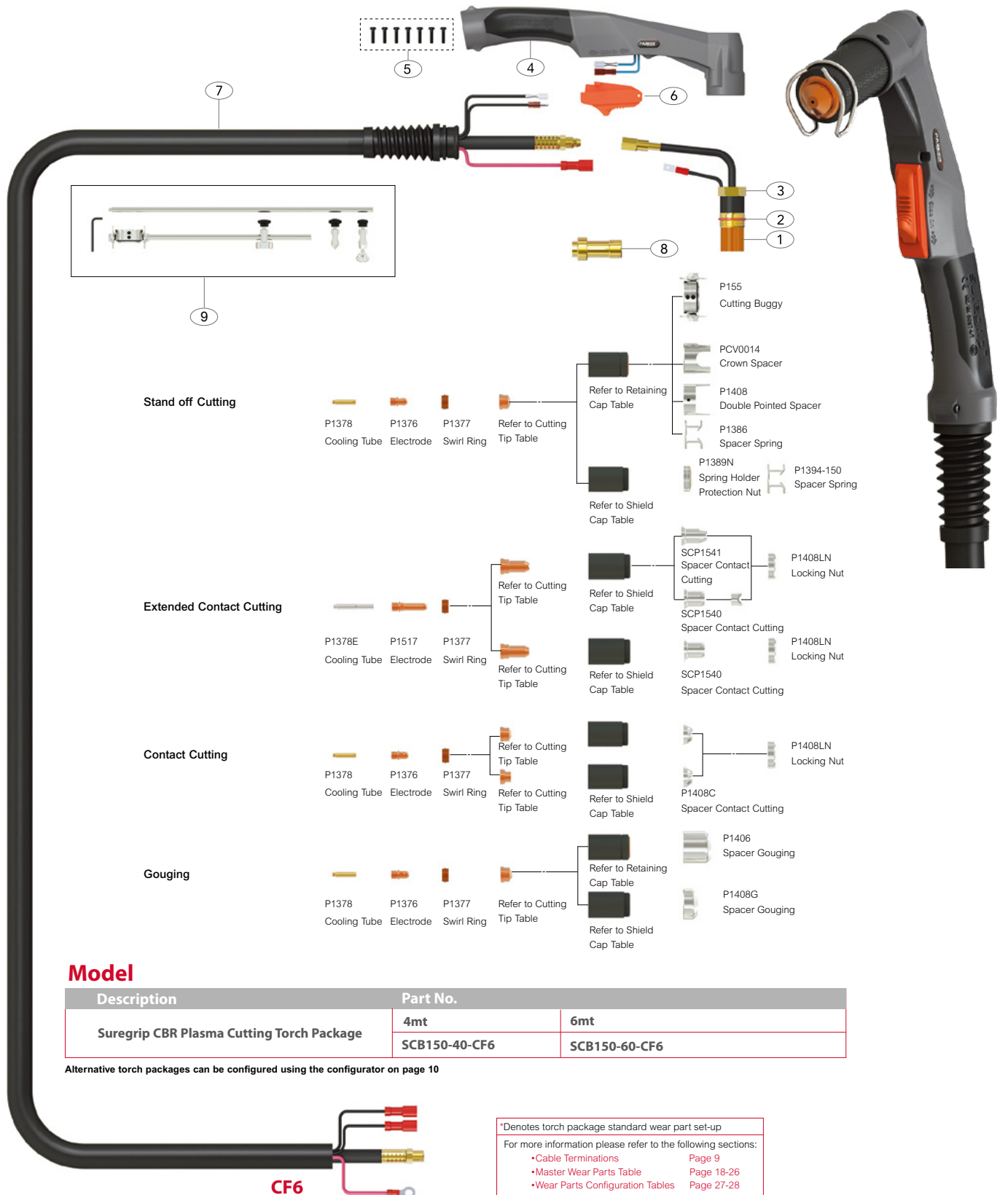
Part No.	Description
*P5.710.171-90	Retaining Cap

Spare Parts

Part No.	Description
1	SCP5008 O Ring
2	SCB1358 SCB90 70° Torch Head Kit
3	SCP5014/HF Plasma Handle Kit
4	SCPSP1 Screw Pack
5	SCP2516 Plasma Safety Trigger
6	*SCP9019-40-# Cable Assembly Complete x 4mt
6	*SCP9019-60-# Cable Assembly Complete x 6mt
7	P163 Circle Cutting Attachment Kit

CF6

*Denotes torch package standard wear part set-up
For more information please refer to the following sections:
• Cable Terminations Page 9
• Master Wear Parts Table Page 18-26
• Wear Parts Configuration Tables Page 27-28



SCB 150 Suregrip CBR Plasma Cutting Torch Range

Rating: 150A Air/N₂ gas, @ 60% duty cycle.

Air-Cooled Cutting Torch Range

Wear Parts

Cutting Tips

Part No.	Description	Bore Ø A	Amps
P1371	Cutting Tip Long Life	1.1mm	60A
P1372	Cutting Tip Long Life	1.35mm	90A
P1373	Cutting Tip Long Life	1.6mm	120A
* P1374	Cutting Tip Long Life	1.8mm	150A
P1375	Gouging Tip	3.0mm	150A
P1371C-13	Cutting Tip Contact	1.35mm	90A
P1371C-16	Cutting Tip Contact	1.6mm	120A
P1371C-18	Cutting Tip Contact	1.8mm	150A
P1369	Cutting Tip Extended	1.1mm	60A
P1369-13	Cutting Tip Extended	1.35mm	90A
P1369-16	Cutting Tip Extended	1.6mm	120A
P1369-18	Cutting Tip Extended	1.8mm	150A

Retaining / Shield Caps

Part No.	Description
* P1389	Retaining Cap
P1389-C	Shield Cap Body
P1389-L	Shield Cap Body Max.Life

Spare Parts

Part No.	Description	
1	SCP1503	Front insulation
2	SCP1508	O Ring
3	SCB1353	SCB150 70° Torch Head Kit
4	SCP8014/HF	Plasma Handle Kit
5	SCPSP1	Screw Pack
6	SCP2516	Plasma Safety Trigger
7	*SCP15019-40 -#	Cable Assembly Complete x 4mt
	*SCP15019-60 -#	Cable Assembly Complete x 6mt
8	P1509	Extractor For Swirl Ring
9	P169	Circle Cutting Attachment Kit

SCB 150R Suregrip CBR Plasma Cutting Torch Range

Rating: 150A Air/N₂ gas, @ 60% duty cycle.

Air-Cooled Cutting Torch Range



Stand off Cutting

- P1378 Cooling Tube
- P1376 Electrode
- P1377 Swirl Ring
- Refer to Cutting Tip Table
- Refer to Retaining Cap Table
- Refer to Shield Cap Table
- P155 Cutting Buggy
- PCV0014 Crown Spacer
- P1408 Double Pointed Spacer
- P1386 Spacer Spring
- P1389N Spring Holder Protection Nut
- P1394-150 Spacer Spring

Extended Contact Cutting

- P1378E Cooling Tube
- P1517 Electrode
- P1377 Swirl Ring
- Refer to Cutting Tip Table
- Refer to Shield Cap Table
- Refer to Shield Cap Table
- SCP1541 Spacer Contact Cutting
- SCP1540 Spacer Contact Cutting
- SCP1540 Spacer Contact Cutting
- P1408LN Locking Nut
- P1408LN Locking Nut

Contact Cutting

- P1378 Cooling Tube
- P1376 Electrode
- P1377 Swirl Ring
- Refer to Cutting Tip Table
- Refer to Cutting Tip Table
- Refer to Shield Cap Table
- P1408C Spacer Contact Cutting
- P1408LN Locking Nut

Gouging

- P1378 Cooling Tube
- P1376 Electrode
- P1377 Swirl Ring
- Refer to Cutting Tip Table
- Refer to Retaining Cap Table
- Refer to Shield Cap Table
- P1406 Spacer Gouging
- P1408G Spacer Gouging

Model

Description	Part No.	
	4mt	6mt
Suregrip CBR Plasma Cutting Torch Package	SCB150R-40-CF6	SCB150R-60-CF6

Alternative torch packages can be configured using the configurator on page 10

CF6

*Denotes torch package standard wear part set-up
For more information please refer to the following sections:
 • Cable Terminations Page 9
 • Master Wear Parts Table Page 18-26
 • Wear Parts Configuration Tables Page 27-28

SCB 150R Suregrip CBR Plasma Cutting Torch Range

Rating: 150A Air/N₂ gas, @ 60% duty cycle.

Air-Cooled Cutting Torch Range



Wear Parts

Cutting Tips

Part No.	Description	Bore Ø A	Amps
P1371	Cutting Tip Long Life	1.1mm	60A
P1372	Cutting Tip Long Life	1.35mm	90A
P1373	Cutting Tip Long Life	1.6mm	120A
* P1374	Cutting Tip Long Life	1.8mm	150A
P1375	Gouging Tip	3.0mm	150A
P1371C-13	Cutting Tip Contact	1.35mm	90A
P1371C-16	Cutting Tip Contact	1.6mm	120A
P1371C-18	Cutting Tip Contact	1.8mm	150A
P1369	Cutting Tip Extended	1.1mm	60A
P1369-13	Cutting Tip Extended	1.35mm	90A
P1369-16	Cutting Tip Extended	1.6mm	120A
P1369-18	Cutting Tip Extended	1.8mm	150A

Retaining / Shield Caps

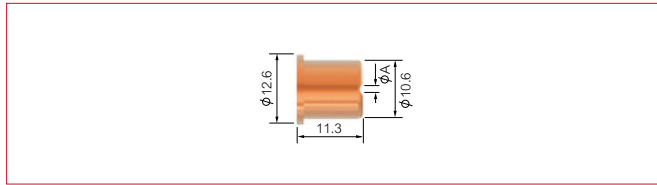
Part No.	Description
* P1389	Retaining Cap
P1389-C	Shield Cap Body
P1389-L	Shield Cap Body Max.Life

Spare Parts

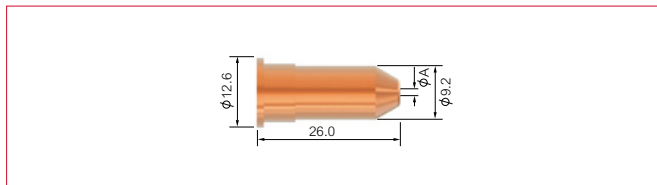
Part No.	Description	
1	SCP1503	Front insulation
2	SCP1508	O Ring
3	SCB1353	SCB150 70° Torch Head Kit
4	SCP8014/HF	Plasma Handle Kit
5	SCPSP1	Screw Pack
6	SCP2516	Plasma Safety Trigger
7	*SCP15019-40 -#	Cable Assembly Complete x 4mt
	*SCP15019-60 -#	Cable Assembly Complete x 6mt
8	P1509	Extractor For Swirl Ring
9	P169	Circle Cutting Attachment Kit

SCB 50

Part No.	Description	Bore ϕ A	Amps
* P1304	Cutting Tip	1.0mm	50A

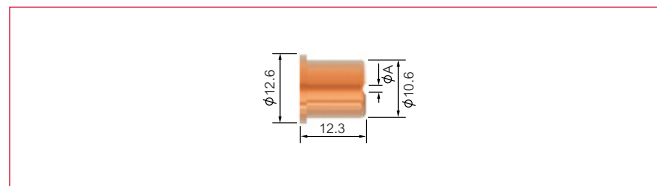


P1306	Cutting Tip Extended Contact	1.0mm	50A
-------	------------------------------	-------	-----

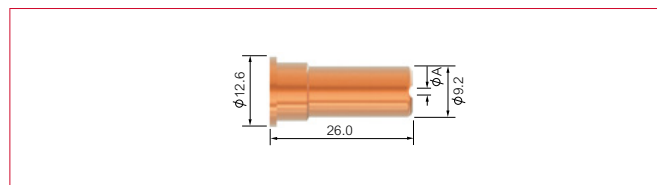


SCB 50/70

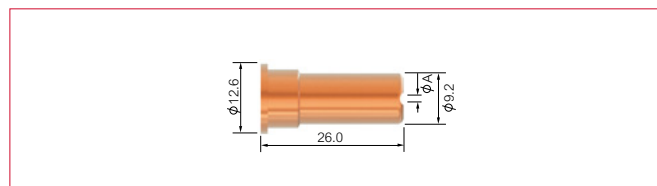
Part No.	Description	Bore ϕ A	Amps
P1396	Cutting Tip Long Life	1.0mm	50A
P1396-11	Cutting Tip Long Life	1.1mm	60A



P1366	Cutting Tip Extended	0.9mm	35A
-------	----------------------	-------	-----

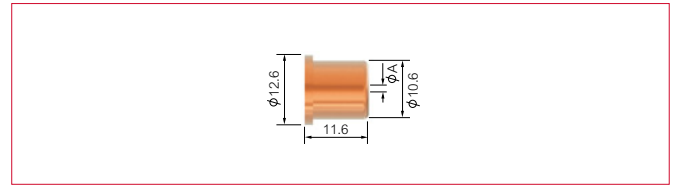


P1370	Cutting Tip Extended	1.0mm	50A
-------	----------------------	-------	-----

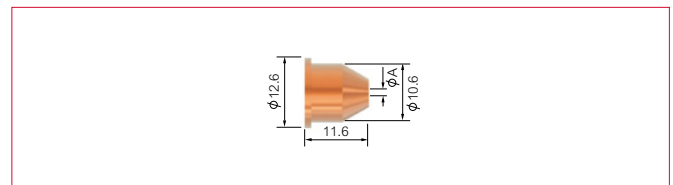


SCB 70

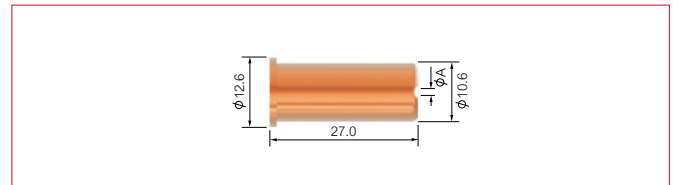
Part No.	Description	Bore ϕ A	Amps
P1304F-12	Cutting Tip Flat	1.2mm	70A



P1305-12	Cutting Tip Conical	1.2mm	70A
----------	---------------------	-------	-----

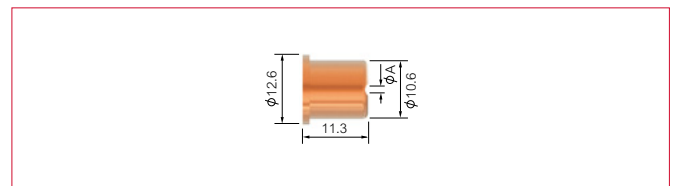


P1395-12	Cutting Tip Extended Long Life	1.2mm	70A
----------	--------------------------------	-------	-----

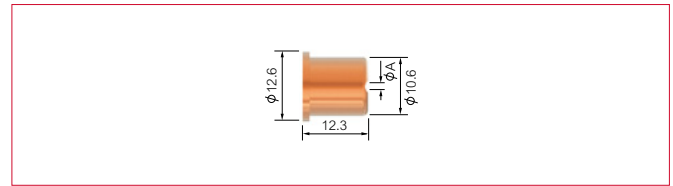


SCB 70

Part No.	Description	Bore ϕ A	Amps
P1309	Cutting Tip	0.9mm	35A
P1308	Cutting Tip	1.2mm	70A



* P1396-12	Cutting Tip Long Life	1.2mm	70A
------------	-----------------------	-------	-----

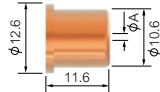


* Denotes torch package standard wear part set-up

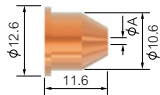
Cutting Tips

SCB 50/70


Part No.	Description	Bore ϕ A	Amps
P1304F-10	Cutting Tip Flat	1.0mm	50A



P1305	Cutting Tip Conical	1.0mm	50A
-------	---------------------	-------	-----




P1395	Cutting Tip Extended Long Life	1.0mm	50A
P1395-11	Cutting Tip Extended Long Life	1.1mm	60A




SCB 90

Part No.	Description	Bore ϕ A	Amps
SCP9020-10	Cutting Tip Long Life	1.0mm	20-50A

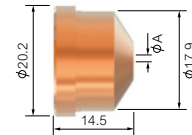


SCP9020-12	Cutting Tip Long Life	1.2mm	50-70A
* SCP9020-13	Cutting Tip Long Life	1.3mm	70-90A

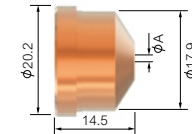


SCB 150R

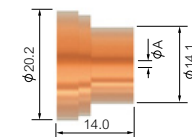
Part No.	Description	Bore ϕ A	Amps
P1371	Cutting Tip Long Life	1.1mm	60A
P1372	Cutting Tip Long Life	1.35mm	90A
P1373	Cutting Tip Long Life	1.6mm	120A
* P1374	Cutting Tip Long Life	1.8mm	150A




P1375	Gouging Tip	3.0mm	150A
-------	-------------	-------	------




P1371C-13	Cutting Tip Contact	1.35mm	90A
P1371C-16	Cutting Tip Contact	1.6mm	120A
P1371C-18	Cutting Tip Contact	1.8mm	150A



P1369	Cutting Tip Extended	1.1mm	60A
-------	----------------------	-------	-----



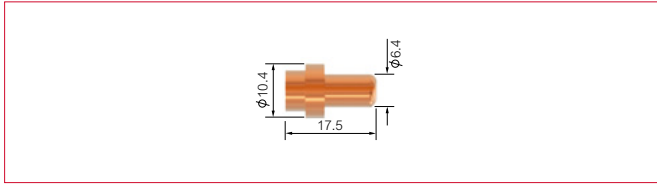
P1369-13	Cutting Tip Extended	1.35mm	90A
P1369-16	Cutting Tip Extended	1.6mm	120A
P1369-18	Cutting Tip Extended	1.8mm	150A



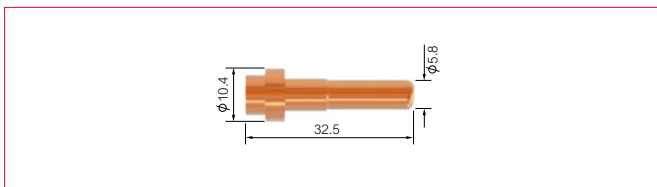
* Denotes torch package standard wear part set-up

SCB 50

Part No.	Description
* P1521-Hf	Electrode Hafnium

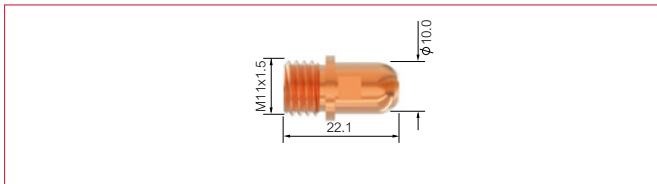


P1518-Hf	Electrode Hafnium Extended
----------	----------------------------




SCB 150/150R

Part No.	Description
* P1376	Electrode

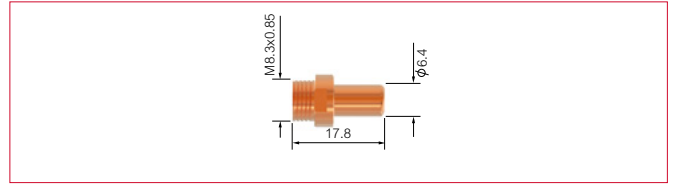


P1517	Electrode Extended
-------	--------------------



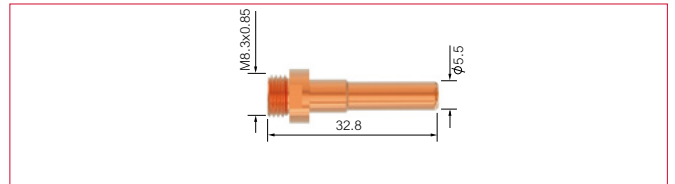
SCB 70

Part No.	Description
* P1402	Electrode



SCB 70/90

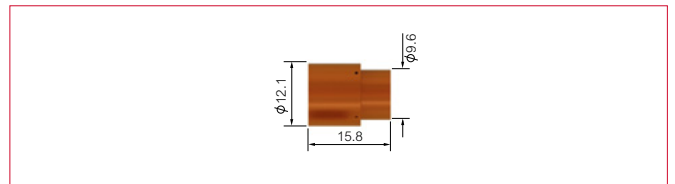
Part No.	Description
* P1368	Electrode Extended



Swirl Rings

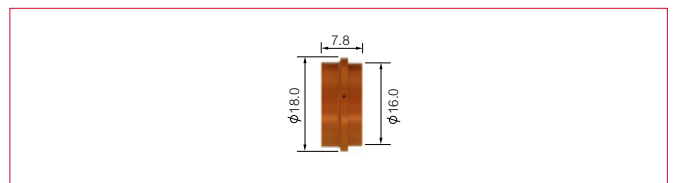
SCB 50/70/90

Part No.	Description
* P1510	Swirl Ring



SCB 150/150R

Part No.	Description
* P1377	Swirl Ring




* Denotes torch package standard wear part set-up

Retaining Caps


SCB 50

Part No.	Description
* P5.710.121	Retaining Cap




SCB 70

Part No.	Description
* P5.710.171	Retaining Cap




SCB 90

Part No.	Description
* P5.710.171-90	Retaining Cap



SCB 150/150R


Part No.	Description
* P1389	Retaining Cap



Shield Cap Bodies

SCB 150/150R

Part No.	Description
P1389-C	Shield Cap Body
P1389-L	Shield Cap Body Max.Life

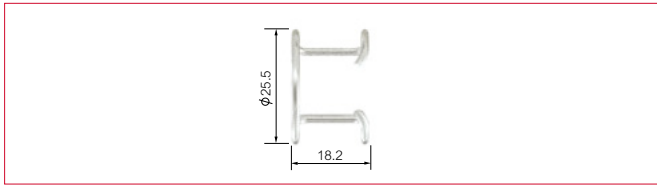


* Denotes torch package standard wear part set-up


Stand off Guides

SCB 70

Part No.	Description
* P1394	Spacer Spring




P1405	Spacer Double Pointed
-------	-----------------------




SCB 150/150R

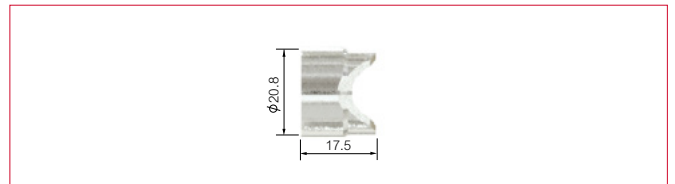
Part No.	Description
P1394-150	Spacer Spring



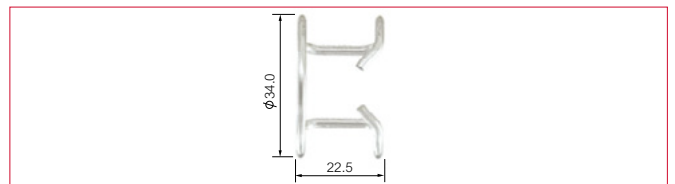
P1408	Spacer Double Pointed
-------	-----------------------




P1408CE	Spacer Extended Tips High Amp
---------	-------------------------------



* P1386	Spacer Spring
---------	---------------



PCV0014	Spacer Crown
---------	--------------




* Denotes torch package standard wear part set-up

Wear Parts

Shield Caps


SCB 50

Part No.	Description
P1394S-50	Shield Cap Hand




SCB 70

Part No.	Description
P1394S	Shield Cap Hand



SCB 90


Part No.	Description
* P5.710.171-90S	Shield Cap Hand




Spacers for Gouging

SCB 150/150R

Part No.	Description
P1406	Spacer Gouging



P1408G	Spacer Gouging
--------	----------------




* Denotes torch package standard wear part set-up

Spacers for Contact Cutting


SCB 70

Part No.	Description
P1394C	Spacer Contact Cutting, Hand



SCB 90

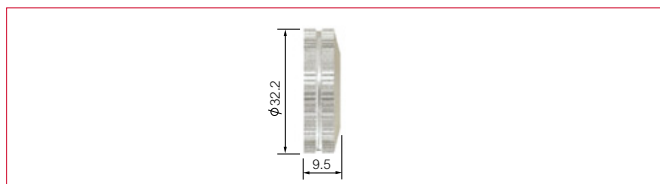
Part No.	Description
* PU1404	Spacer Contact Cutting, Hand




Locking Nuts

SCB 150/150R

Part No.	Description
P1389CN	Spring Holder Protection Nut

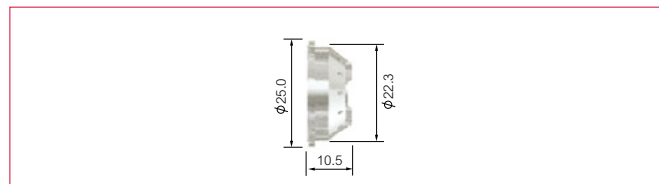


P1408LN	Locking Nut
---------	-------------




SCB 150/150R


Part No.	Description
P1408C	Spacer Contact Cutting




P1408C1	Spacer Contact Cutting
---------	------------------------



SCP1540	Spacer Contact Cutting
---------	------------------------



SCP1541	Spacer Contact Cutting
---------	------------------------



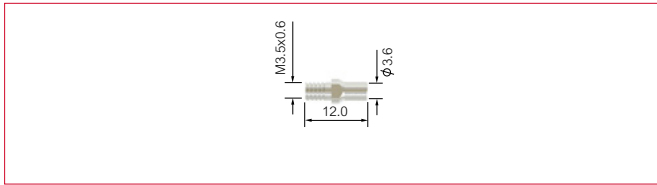
* Denotes torch package standard wear part set-up

Wear Parts

Cooling Tubes

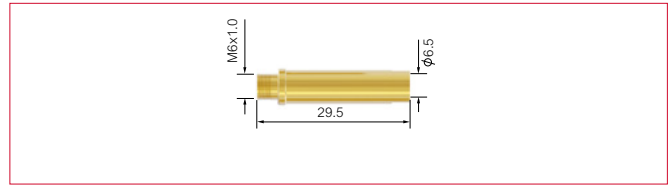
SCB 70

Part No.	Description
* P3.065204	Cooling Tube



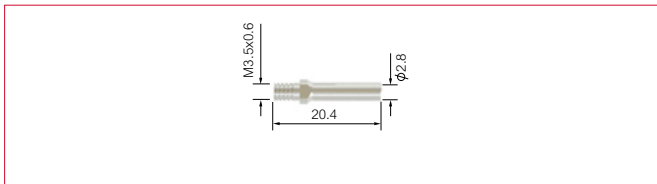
SCB 150/150R

Part No.	Description
* P1378	Cooling Tube




SCB 90

Part No.	Description
* P3.065204-90	Cooling Tube




P1378E	Cooling Tube Extended
--------	-----------------------



Cutting Buggies


SCB 50

Part No.	Description
P154	Cutting Buggy



SCB 70

Part No.	Description
P154-70	Cutting Buggy




* Denotes torch package standard wear part set-up

Cutting Buggies


SCB 90

Part No.	Description
P153	Cutting Buggy



SCB 150/150R

Part No.	Description
P155	Cutting Buggy



Circle / Cutting Attachment Kits

SCB 50

Part No.	Description
P166	Circle / Cutting Attachment Kit



SCB 70

Part No.	Description
P166-70	Circle / Cutting Attachment Kit



SCB 90

Part No.	Description
P163	Circle / Cutting Attachment Kit



SCB 150/150R

Part No.	Description
P169	Circle / Cutting Attachment Kit

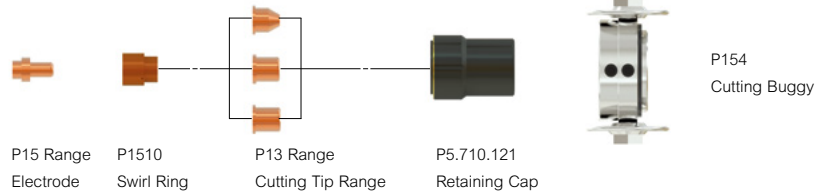


* Denotes torch package standard wear part set-up

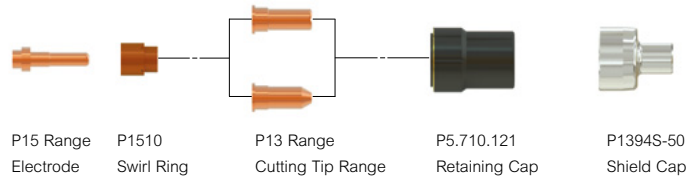
Wear Parts Configuration Tables

SCB 50 Series

Stand off Cutting



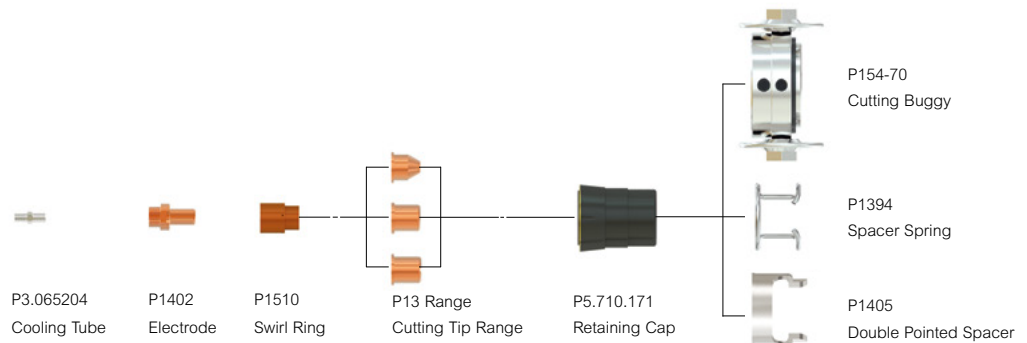
Extended Stand off Cutting



* Wear Parts part number and sizes are available on pages 18-26

SCB 70 Series

Stand off Cutting



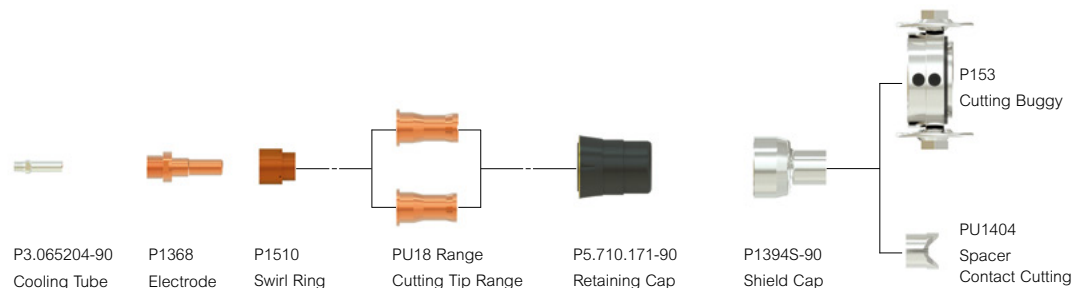
Extended Stand off Cutting



* Wear Parts part number and sizes are available on pages 18-26

SCB 90 Series

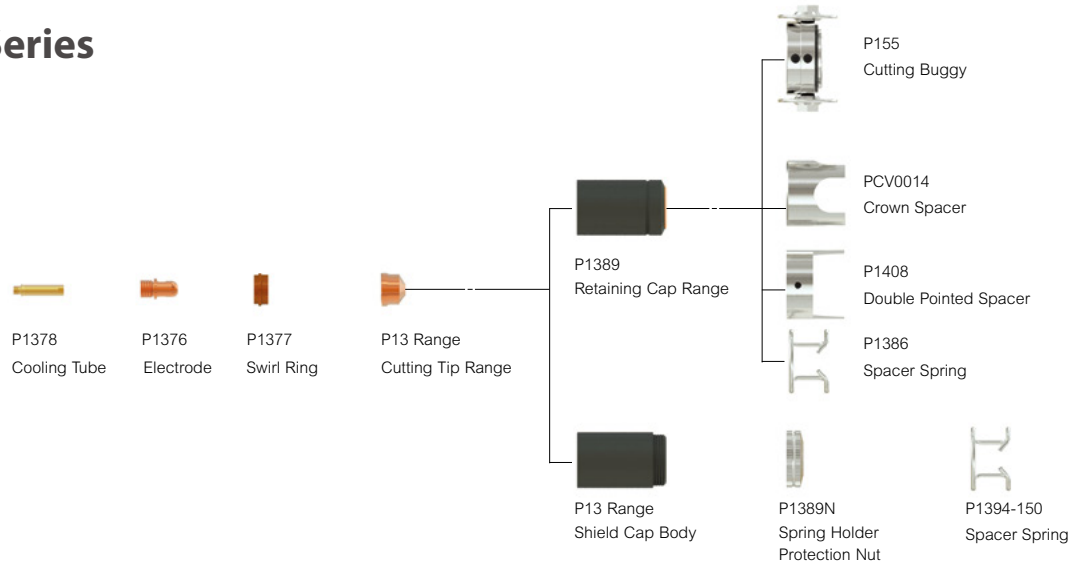
Extended Stand off Cutting



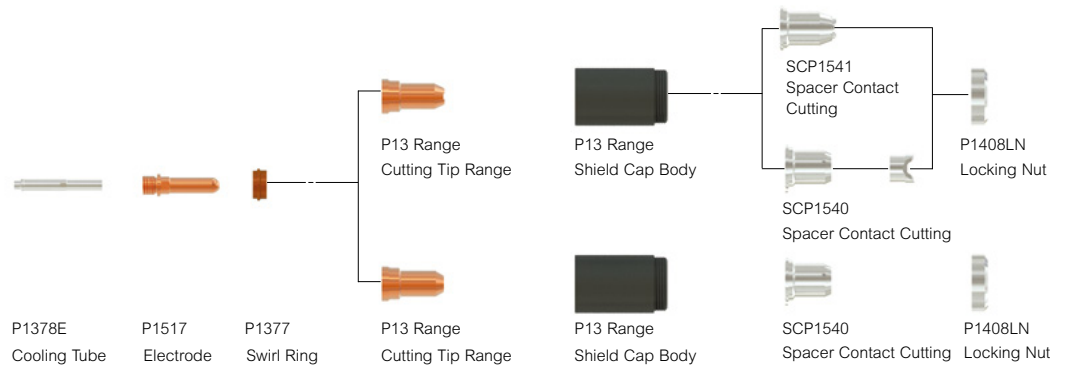
* Wear Parts part number and sizes are available on pages 18-26

SCB 150/150R Series

Stand off Cutting



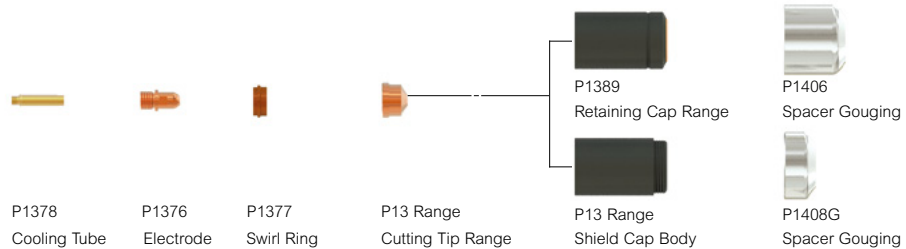
Extended Contact Cutting



Contact Cutting



Gouging



* Wear Parts part number and sizes are available on pages 18-26



Jinan Export Processing Zone
The East End of Jing Shi Dong Road
Jinan 250102
P.R. China

Tel: +86 531 88239823
Fax: +86 531 88239398
Website: www.parkertorchology.com
Email: info@parkertorchology.com
MPP032 / V.2019.06