

SUREGRIP MLR
MIG/MAG SERIES



Welding Tools for the Professional

A Smart Approach

Parker Torchology is shaped by people with vision, a passion for improvement and a belief in delivering the very best Welding and Cutting Torch Range in the World.

We expect a great deal from our products, so we ask a lot of ourselves and our engineers.

Our mantra: **Innovation, Technology, Performance.**



DNA

Design and Engineering excellence are at the core of everything we do.

Every torch we build is driven by our relentless pursuit of perfection.

Premium Features

At Parker Torchology we do things differently, we strive to solve your problems with the perfect product to suit your needs. We create smart product features encased in cutting-edge design to ensure you always have the best tools to hand.





Production


A fusion of precision production engineering, our bespoke processing techniques and a fanatical attention to detail ensures every welding torch we produce is worthy of the Parker Torchology name.

Testing, Testing, Testing

It takes patience to develop a new product, it's a lot more than a great idea.

Product development is an iterative process, trying something over and over, changing one small variable at a time.


We build endless prototypes and test pieces that undergo months of rigorous testing. Only once a product has passed up to 88 different test procedures, with every single part tested separately do we consider our latest designs ready for market.



Partners

Our customers and business partners play a vital role in our development. With the core aim to strive together, we work with end-users, distributors and academic institutions alike.

As a result we share fundamental values in order to succeed in our respective market places, supporting economic growth and collaborative opportunities with others.



A Bright Future

Technology doesn't stand still, which is why we are constantly innovating to bring you the best products on the market.

Our strong vision and focused innovation strategy, not to mention our passion to revolutionize the industry, ensure that Parker Torchology is a byword for excellence.

We Talk Torches

Contents

MLR Mig/Mag Torch Range Feature Focus	6
MLR Mig/Mag Torch Range Overview and Ratings	7

Torch Range

Air-Cooled

Suregrip MLR PST-ML150	8
Suregrip MLR PST-ML 250	9

Wear Parts

Nozzles	10
Contact Tips	10
Tip Adaptors	10
Nozzle Adaptors	10
Liners	11

Rear-End Spare Parts	11
-----------------------------	----

Suregrip MLR Mig/Mag Torch Range

Air-Cooled Features Focus

The North American style MLR Series has been designed inline with the original specification.

Welding Tools for the Professional



100% Miller® Wear Parts Compatibility Guaranteed

Quality Wear Parts


All wear parts are manufactured to the same specification as the original manufacturer ensuring reliability, longevity and superior performance

- Contact tips are manufactured using high quality copper alloys

"Plug and Play" Configurability


One + Plus system configured to your exact needs

- "Plug and play" switch interchangeability in seconds! - try it!
- Switches are available with standard and extended lever options
- Micro-switch options for repetitive start/stop applications, digital power source control or harsh and dusty environments



Tough and Resilient

Glass filled polymers are used to produce tough and resilient handle sets and rear-end housings



Suregrip MLR Mig/Mag Torch Range

Ratings: 150 Amp to 200 Amp, Mixed Gas

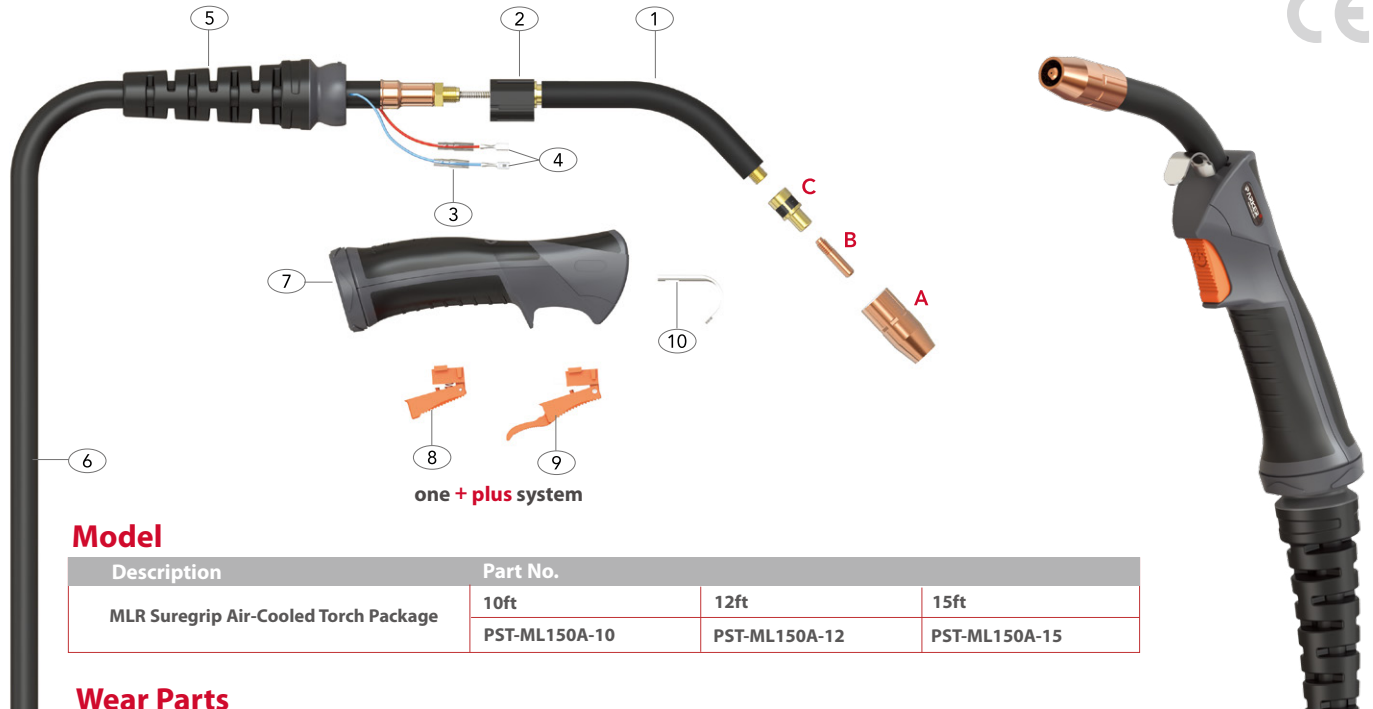


Model	PST-ML150	PST-ML 250
Technical Data		
Cooling Method	Air-Cooled	Air-Cooled
Rating: CO ₂	180A	230A
Rating: Mixed Gas	150A	200A
Duty Cycle	60%	60%
Wire Size	0.6mm-0.9mm / 0.023"-0.035"	0.6mm-1.2mm / 0.023"-0.045"
Order Codes		
10' ft	PST-ML 150A-10	PST-ML 250A-10
12' ft	PST-ML 150A-12	PST-ML 250A-12
15' ft	PST-ML 150A-15	PST-ML 250A-15

PST-ML150 MLR Mig/Mag Torch Range

Rating: 180A CO₂, 150A mixed gas, EN60974-7@ 60% duty cycle. 0.6 to 0.9mm / 0.023"-0.035" wires

Air-Cooled Mig Welding Torch



Model

Description	Part No.		
	10ft	12ft	15ft
MLR Suregrip Air-Cooled Torch Package	PST-ML150A-10	PST-ML150A-12	PST-ML150A-15

Wear Parts

A Nozzles

Part No.	Description	Bore	Wall	Material
*M169-715	Conical Nozzle	13.0	1.5mm	Copper

B Contact Tips

Part No.	Description	Material	Wire Size	
			mm	Inch
M000-066	Contact Tip	Copper	0.6	0.023"
*M000-067	Contact Tip	Copper	0.8	0.030"
M000-068	Contact Tip	Copper	0.9	0.035"

C Nozzle Adaptors

Part No.	Description	Material
*M169-716	Nozzle Adaptor	Brass

D Liners

Part No.	Description	Length	Wire Size	
			mm	Inch
*M194-011-10ft	Steel Liner x 10ft	3.40mt / 10ft	0.8-0.9	0.030"-0.035"
*M194-011-12ft	Steel Liner x 12ft	4.10mt / 12ft	0.8-0.9	0.030"-0.035"
*M194-011	Steel Liner x 15ft	5.10mt / 15ft	0.8-0.9	0.030"-0.035"
M194-012-10ft	Steel Liner x 10ft	3.40mt / 10ft	0.9-1.2	0.035"-0.045"
M194-012-12ft	Steel Liner x 12ft	4.10mt / 12ft	0.9-1.2	0.035"-0.045"
M194-012	Steel Liner x 15ft	5.10mt / 15ft	0.9-1.2	0.035"-0.045"

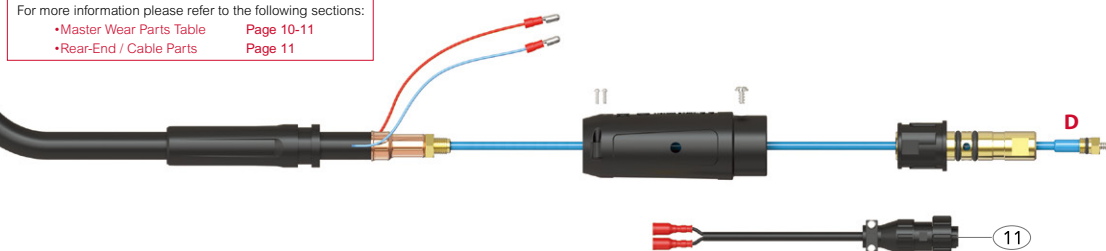
*Denotes torch package standard wear part set-up

For more information please refer to the following sections:

- Master Wear Parts Table Page 10-11
- Rear-End / Cable Parts Page 11

Spare Parts

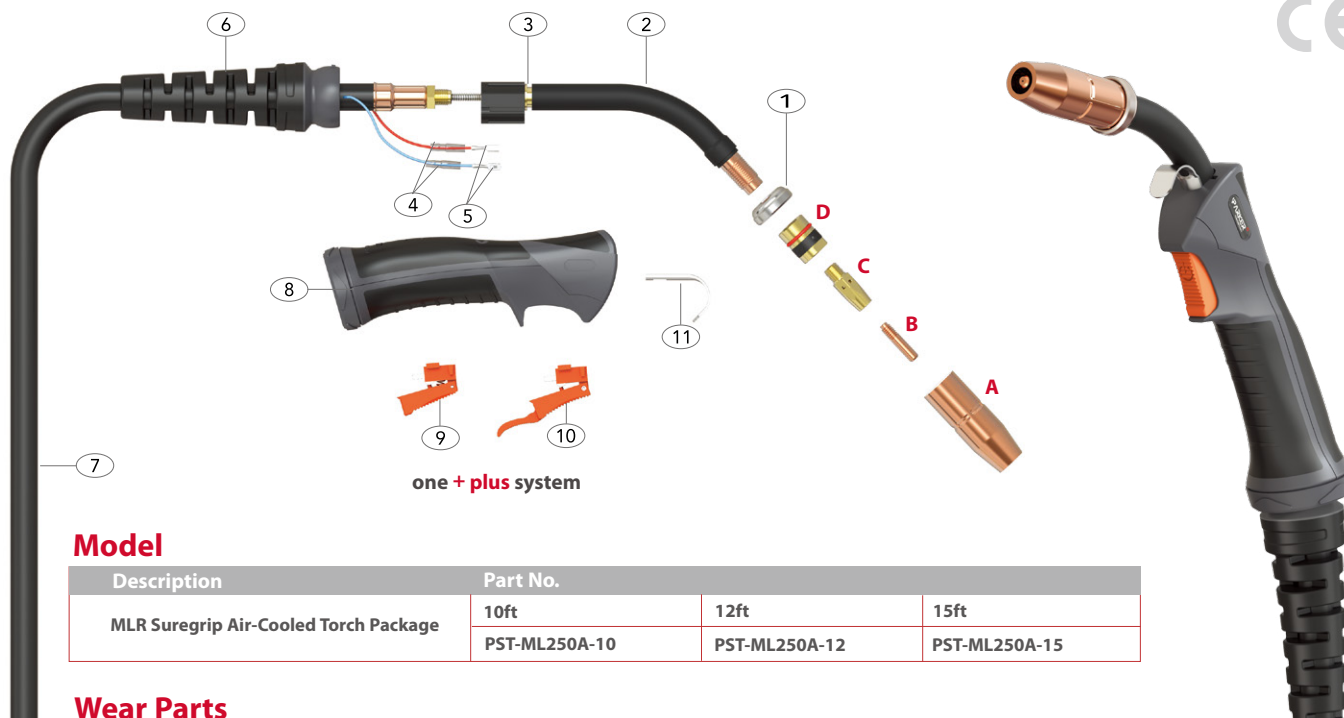
Part No.	Description
1	PLS-ML1501 Swan Neck Assembly
2	PG1515 Ergo Handle Location Body
3	PB1521 Cable Terminal
4	PB1521-C Cable Terminal Cover
5	PG8015 Handle Cable Support c/w Ball Joint
6	PSTH180-10E Cable Assembly x 10ft
	PSTH180-12E Cable Assembly x 12ft
	PSTH180-15E Cable Assembly x 15ft
7	SGB2514 Handle And Lock Nut Assembly
8	DGB2516 Standard Trigger Assembly
9	DGB2516L Extended Trigger Assembly
10	PB2517 Hanger Hook
11	MILLERPLUG Miller® Plug



PST- ML250 MLR Mig/Mag Torch Range

Rating: 230A CO₂, 200A mixed gas, EN60974-7@ 60% duty cycle. 0.6 to 1.2mm / 0.023"-0.045" wires

Air-Cooled Mig Welding Torch



one + plus system

Model

Description	Part No.		
	10ft	12ft	15ft
MLR Suregrip Air-Cooled Torch Package	PST-ML250A-10	PST-ML250A-12	PST-ML250A-15

Wear Parts

A Nozzles

Part No.	Description	Bore	Wall	Material
M169-724	Conical Nozzle	13.0	2.75mm	Copper
M169-725	Conical Nozzle	16.0	2.75mm	Copper
M169-726	Conical Nozzle	16.0	2.75mm	Copper
*M200-258	Conical Nozzle	13.0	2.75mm	Copper

B Contact Tips

Part No.	Description	Material	Wire Size	
			mm	Inch
M000-066	Contact Tip	Copper	0.6	0.023"
M000-067	Contact Tip	Copper	0.8	0.030"
*M000-068	Contact Tip	Copper	0.9	0.035"
M000-069	Contact Tip	Copper	1.2	0.045"

C Tip Adaptors

Part No.	Description	Material
*M169-728	Tip Adaptor	Brass

D Nozzle Adaptors

Part No.	Description	Material
*M169-729	Nozzle Adaptor	Brass

E Liners

Part No.	Description	Length	Wire Size	
			mm	Inch
*M194-011-10ft	Steel Liner x 10ft	3.40mt	0.8-0.9	0.030"-0.035"
*M194-011-12ft	Steel Liner x 12ft	4.10mt	0.8-0.9	0.030"-0.035"
*M194-011	Steel Liner x 15ft	5.10mt	0.8-0.9	0.030"-0.035"
M194-012-10ft	Steel Liner x 10ft	3.40mt	0.9-1.2	0.035"-0.045"
M194-012-12ft	Steel Liner x 12ft	4.10mt	0.9-1.2	0.035"-0.045"
M194-012	Steel Liner x 15ft	5.10mt	0.9-1.2	0.035"-0.045"


Spare Parts

Part No.	Description
1	P402-5 Shock Washer
2	PLS-ML2501 Swan Neck Assembly
3	PG1515 Ergo Handle Location Body
4	PB1521-C Cable Terminal Cover
5	PB1521 Cable Terminal
6	PG8015 Handle Cable Support c/w Ball Joint
7	PSTH200-10E Cable Assembly x 10ft
	PSTH200-12E Cable Assembly x 12ft
	PSTH200-15E Cable Assembly x 15ft
8	SGB2514 Ergo Handle Kit c/w Lock Nut
9	DGB2516 Standard Trigger Assembly
10	DGB2516L Extended Trigger Assembly
11	PB2517 Hanger Hook
12	MILLERPLUG Miller® Plug

*Denotes torch package standard wear part set-up

For more information please refer to the following sections:

- Master Wear Parts Table Page 10-11
- Rear-End / Cable Parts Page 11




Nozzles

Contact Tip


PST-ML 150A

Part No.	Description	Bore	Wall	Material
*M169-715	Conical Nozzle	13.0	1.5mm	Copper




PST-ML 250A

Part No.	Description	Bore	Wall	Material
M169-724	Conical Nozzle	13.0	2.75mm	Copper
M169-725	Conical Nozzle	16.0	2.75mm	Copper




Part No.	Description	Bore	Wall	Material
M169-726	Conical Nozzle	16.0	2.75mm	Copper
*M200-258	Conical Nozzle	13.0	2.75mm	Copper



Tip Adaptors

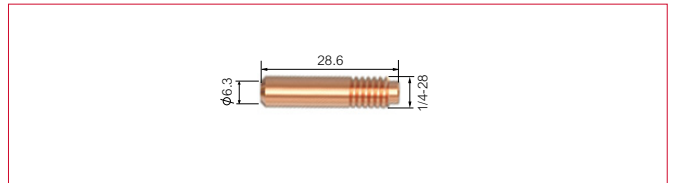
PST-ML 250A

Part No.	Description	Material
*M169-728	Tip Adaptor	Brass



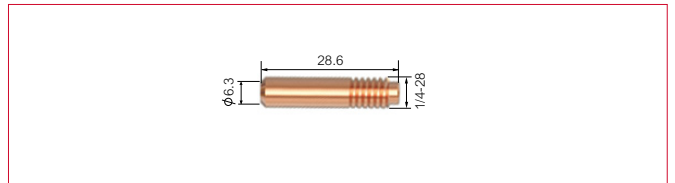
PST-ML 150A

Part No.	Description	Material	Wire Size	
			mm	Inch
M000-066	Contact Tip	Copper	0.6mm	0.023
*M000-067	Contact Tip	Copper	0.8mm	0.030
M000-068	Contact Tip	Copper	0.9mm	0.035



PST-ML 250A

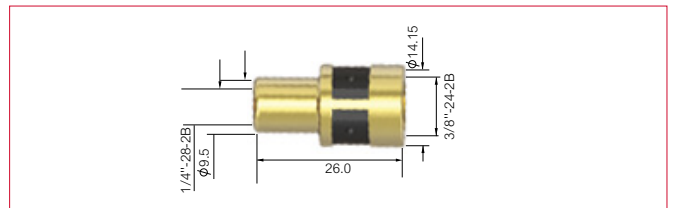
Part No.	Description	Material	Wire Size	
			mm	Inch
M000-066	Contact Tip	Copper	0.6mm	0.023
M000-067	Contact Tip	Copper	0.8mm	0.030
*M000-068	Contact Tip	Copper	0.9mm	0.035
M000-069	Contact Tip	Copper	1.2mm	0.045



Nozzle Adaptors

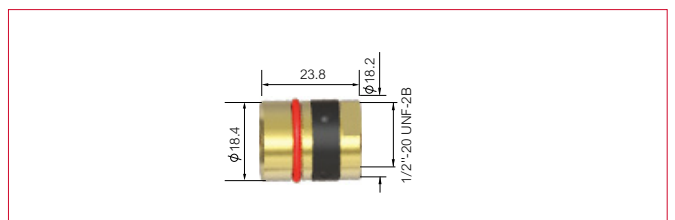
PST-ML 150A

Part No.	Description	Material
*M169-716	Nozzle Adaptor	Brass



PST-ML 250A


Part No.	Description	Material
*M169-729	Nozzle Adaptor	Brass



Liner Options 0.8-1.2mm / 0.030"-0.045"

PST-ML 150A / 250A

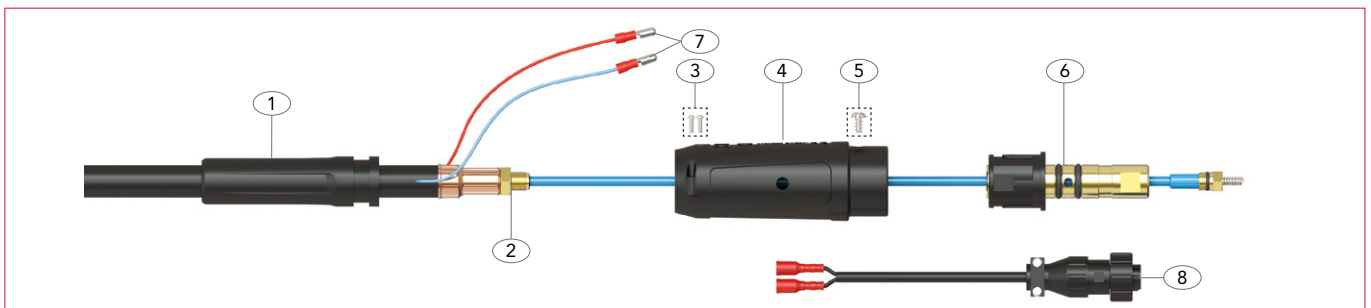
Part No.	Description	Length	Nipple	Wire Size	
				mm	inch
* M194-011-10ft	Steel Liner x 10ft	3.40mt / 10ft	Brass Nipple	0.8mm-0.9mm	0.030"-0.035"
* M194-011-12ft	Steel Liner x 12ft	4.10mt / 12ft	Brass Nipple	0.8mm-0.9mm	0.030"-0.035"
* M194-011	Steel Liner x 15ft	5.10mt / 15ft	Brass Nipple	0.8mm-0.9mm	0.030"-0.035"
M194-012-10ft	Steel Liner x 10ft	3.40mt / 10ft	Brass Nipple	0.9mm-1.2mm	0.035"-0.045"
M194-012-12ft	Steel Liner x 12ft	4.10mt / 12ft	Brass Nipple	0.9mm-1.2mm	0.035"-0.045"
M194-012	Steel Liner x 15ft	5.10mt / 15ft	Brass Nipple	0.9mm-1.2mm	0.035"-0.045"



Air-Cooled Rear-End Spare Parts

PST-ML 150A / 250A

Part No.	Description
1 PC2841	Cable Support
2 PXL1542	Cable End Lock Nut
3 SCSP1-1	Gun Plug Housing Screw
4 SC2578H/S	Gun Plug Housing
5 PBL1541	Gun Plug Screw
6 PECEM1575M	Ece Miller® Power Pin Assembly
7 PB1522	Cable Terminal Male
8 MLLERPLUG	Miller® Plug





POWERWELD

INDIANA

PowerWeld Corporation

2501 Beech Street
Valparaiso, Indiana 46383, U.S.A.
Telephone: (800)826-9073
Facsimile: (888) 684-3759

Local Numbers

Telephone: (219)462-8700
Facsimile: (219) 462-2424
www.powerweldinc.com
sales@powerweldinc.com

TEXAS

PowerWeld Corporation

602 E. Avenue K,
Grand Prairie, Texas 75050, U.S.A.
Telephone: (855)780-9353(weld)
Facsimile: (855)785-9353(weld)

Local Numbers

Telephone: (972)641-9353(weld)
Facsimile: (972)641-9354
www.powerweldinc.com
sales@powerweldinc.com

ONTARIO

Techniweld Corporation

2300 Winston Park Drive
Oakville, Ontario, L6H 7T7 Canada
Telephone: 1-800-268-4833
Facsimile: 1-800-463-0790

Local Numbers

Phone: (905)829-8780
Fax: (905)829-5660
www.techniweld.com
sales@techniweld.com

ALBERTA

Techniweld Corporation

9637A 45th Avenue
Edmonton, Alberta, T6E 5Z8 Canada
Telephone: 1-800-661-9880
Facsimile: 1-800-635-3185

Local Numbers

Phone: (780)434-1117
Fax: (780)434-1188
www.techniweld.com
sales@techniweld.com

