

WLD (Ribbed Handle)
TIG SERIES



Welding Tools for the Professional

A Smart Approach

Parker Torchology is shaped by people with vision, a passion for improvement and a belief in delivering the very best Welding and Cutting Torch Range in the World.

We expect a great deal from our products, so we ask a lot of ourselves and our engineers.

Our mantra: **Innovation, Technology, Performance.**



DNA

Design and Engineering excellence are at the core of everything we do.

Every torch we build is driven by our relentless pursuit of perfection.

Premium Features

At Parker Torchology we do things differently, we strive to solve your problems with the perfect product to suit your needs. We create smart product features encased in cutting-edge design to ensure you always have the best tools to hand.





Production


A fusion of precision production engineering, our bespoke processing techniques and a fanatical attention to detail ensures every welding torch we produce is worthy of the Parker Torchology name.

Testing, Testing, Testing

It takes patience to develop a new product, it's a lot more than a great idea.

Product development is an iterative process, trying something over and over, changing one small variable at a time.


We build endless prototypes and test pieces that undergo months of rigorous testing. Only once a product has passed up to 88 different test procedures, with every single part tested separately do we consider our latest designs ready for market.



Partners

Our customers and business partners play a vital role in our development. With the core aim to strive together, we work with end-users, distributors and academic institutions alike.

As a result we share fundamental values in order to succeed in our respective market places, supporting economic growth and collaborative opportunities with others.



A Bright Future

Technology doesn't stand still, which is why we are constantly innovating to bring you the best products on the market.

Our strong vision and focused innovation strategy, not to mention our passion to revolutionize the industry, ensure that Parker Torchology is a byword for excellence.

We Talk Torches

WLD Ribbed Tig Torch Range

North American Terminations

Contents

WLD Ribbed Tig Range Features Focus	6
WLD Ribbed Tig Range Overview and Ratings	8
WLD Specification Information	
Torch Body Options	10
Cable Assemblies	12
Torch Package Configurator	13
<hr/>	
Torch Range	
Ribbed WP 9	14
Ribbed WP 17	16
Ribbed WP 26	18
Ribbed WP 24W	20
Ribbed WP 20	22
Ribbed WP 18	24
Ribbed WP 18SC	26
<hr/>	
Wear Parts	
Collets	28
Collets Bodies	29
Gas Lens Bodies	29
Ceramics	32
<hr/>	
Quartz Tig Consumables	34
Wear Parts Configuration Tables	38
Rear-End Spare Parts	40

WLD Ribbed Tig Torch Range North American Terminations

Air and Liquid-Cooled

A comprehensive range of North American style standard Tig torches.

Welding Tools for the Professional



100% Weldcraft® Compatibility Guaranteed

Quality Wear Parts

Wear parts are manufactured to the same specifications as the original Weldcraft ensuring reliability, longevity and superior performance

An extensive range of wear part options includes:-

- Standard and stubby collets and collet bodies
- Standard and stubby gas lens series
- Large diameter gas lens series

Handle Sets Ribbed

Traditional round ribbed handles for use with foot operated pedals



Torch bodies

Produced from premium grade silicon rubber for the highest possible performance levels

- Torch bodies available in standard, flexible, long flexible and special access options
- Flex neck coil elements developed with specific grade coppers for extended flex life

Features Focus



Flexibility and Durability

A comprehensive range of single and 2 piece power cables, available "bare" or in SSW styles

Options include:-

- Mono
- 2 Piece
- PVC
- Rubber
- SSW

Cable protection is provided by an optional zipper cover





Model	WP 9	WP 17	WP 26	WP 24W
Technical Data				
Cooling Method	Air-Cooled	Air-Cooled	Air-Cooled	Liquid-Cooled
Rating: DC	110A	135A	180A	180A
AC	80A	95A	125A	125A
Duty Cycle:	35%	35%	35%	60%
Electrode Size:	1.0-2.4	1.0-3.2	1.0-4.0	0.5-2.4
Minimum Water Flow	-	-	-	0.9 l/min
Minimum Water Inlet Pressure	-	-	-	2.0Bar
Minimum Cooling Requirements	-	-	-	600W
Maximum Water Inlet Pressure	-	-	-	5.0Bar
Maximum Water Inlet Temperature	-	-	-	50°C

WLD Tig Torch Range


Ratings: 110 Amp to 410 Amp



Model	WP 20	WP 18	WP 18SC
Technical Data			
Cooling Method	Liquid-Cooled	Liquid-Cooled	Liquid-Cooled
Rating: DC	225A	380A	410A
AC	160A	270A	290A
Duty Cycle:	60%	60%	60%
Electrode Size:	1.0-3.2	1.0-4.0	1.0-4.8
Minimum Water Flow	1.0 l/min	1.0 l/min	1.0 l/min
Minimum Water Inlet Pressure	2.0Bar	2.0Bar	2.0Bar
Minimum Cooling Requirements	700W	900W	1000W
Maximum Water Inlet Pressure	5.0Bar	5.0Bar	5.0Bar
Maximum Water Inlet Temperature	50°C	50°C	50°C

WLD Tig Torch Heads are 100% Weldcraft® OEM interchangeable.

High temperature resistant silicon rubber provides a lightweight and durable outer cover which combined with all copper components ensures cooler running temperatures and maximum current capacity.









Air-Cooled Series

WP 9 Series Torch Body Options

0.040" - 3/32"/1.0mm-2.4mm electrodes.






Rating: 110A DC, 80A AC, @ 35%

<p>PWP9</p>  <p>Angle=70° Length=44</p>	<p>PWP9FX</p>  <p>Angle=70° Length=44</p>	<p>PWP9FXL</p>  <p>Angle=90° Length=90</p>
<p>PWP9V</p>  <p>Angle=70° Length=44</p>	<p>PWP9P</p>  <p>Angle=180° Length=41</p>	<p>PWP9VFX</p>  <p>Angle=70° Length=71</p>

WP 17 Series Torch Body Options

0.040" - 1/8"/1.0mm-3.2mm electrodes.





Rating: 135A DC, 95A AC, @ 35%

<p>PWP17</p>  <p>Angle=70° Length=63</p>	<p>PWP17FX</p>  <p>Angle=70° Length=63</p>	<p>PWP17FXL</p>  <p>Angle=70° Length=86</p>
<p>PWP17V</p>  <p>Angle=70° Length=62</p>	<p>PWP17VFX</p>  <p>Angle=70° Length=88</p>	

WP 26 Series Torch Body Options

0.040" - 5/32"/1.0mm-4.0mm electrodes.

Rating: 180A DC, 125A AC, @ 35%

<p>PWP26</p>  <p>Angle=70° Length=77</p>	<p>PWP26FX</p>  <p>Angle=70° Length=77</p>	<p>PWP26V</p>  <p>Angle=70° Length=81</p>	<p>PWP26VFX</p>  <p>Angle=70° Length=81</p>
--	--	---	--

WLD Ribbed Series

Torch Body Options

Liquid-Cooled Series

WP 24W Series Torch Body Options

0.020" - 3/32"/0.5mm-2.4mm electrodes.


Rating: 180A DC, 125A AC, @ 60%



WP 20 Series Torch Body Options

0.040" - 1/8"/1.0mm-3.2mm electrodes.

Rating: 225A DC, 160A AC, @ 60%



WP 18 Series Torch Body Options

0.040" - 5/32"/1.0mm-4.0mm electrodes.

Rating: 380A DC, 270A AC, @ 60%



WP 18SC Series Torch Body Options

0.040" - 3/16"/1.0mm-4.8mm electrodes.

Rating: 410A DC, 290A AC, @ 60%



Air-Cooled Cable Styles

Air-Cooled cable assemblies are made from Rubber and are offered in mono or 2 piece.

Mono



Rubber Build

2 Piece/Lug



Rubber Build

2 Piece/Dinse



Rubber Build

Liquid-Cooled Cable Styles

Liquid-Cooled Models WP20, 24W are made from PVC, WP18 models from rubber.

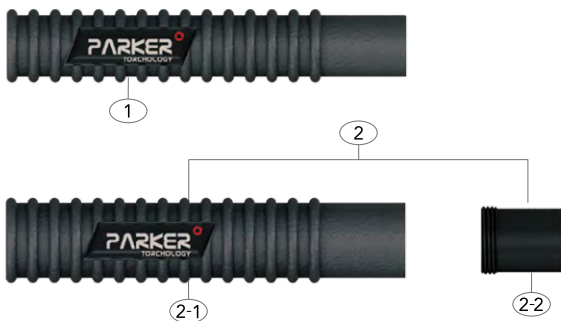


PVC Build



Rubber Build

Handles



Ribbed Handle

Part Number	Description
1 PH100R	Ribbed Handle, Small Push-on
2 PR-100G-KIT	Ribbed Handle Assembly
2-1 PR-100G	Ribbed Handle, Medium Push-On
2-2 PPHI-100G	Handle Adaptor
3 PH200R	Ribbed Handle, Large Push-on


Zipper Cover

Part Number	Description
1 PWC-3-10	Zipper Cover - 10ft (3.0m) 25mm Bore
2 PWC-3-12	Zipper Cover - 12ft (3.6m) 25mm Bore
3 PWC-3-22	Zipper Cover - 22ft (6.7m) 25mm Bore
4 PWC-3-25	Zipper Cover - 25ft (7.6m) 25mm Bore
5 PWC-4-12	Zipper Cover - 12ft (3.6m) 30mm Bore
6 PWC-4-25	Zipper Cover - 25ft (7.6m) 30mm Bore

WLD Ribbed Series

North American Terminations

Torch Package Configurator



Ordering Information

Part numbers are configured using the simple 4 stage system outlined below.

1. Select the correct model of torch head
2. Select the style of cable assembly required
3. Select the length of cable assembly required
4. Add a Zipper Cover if required

Example:- RPWP18-RB-12-ZC1

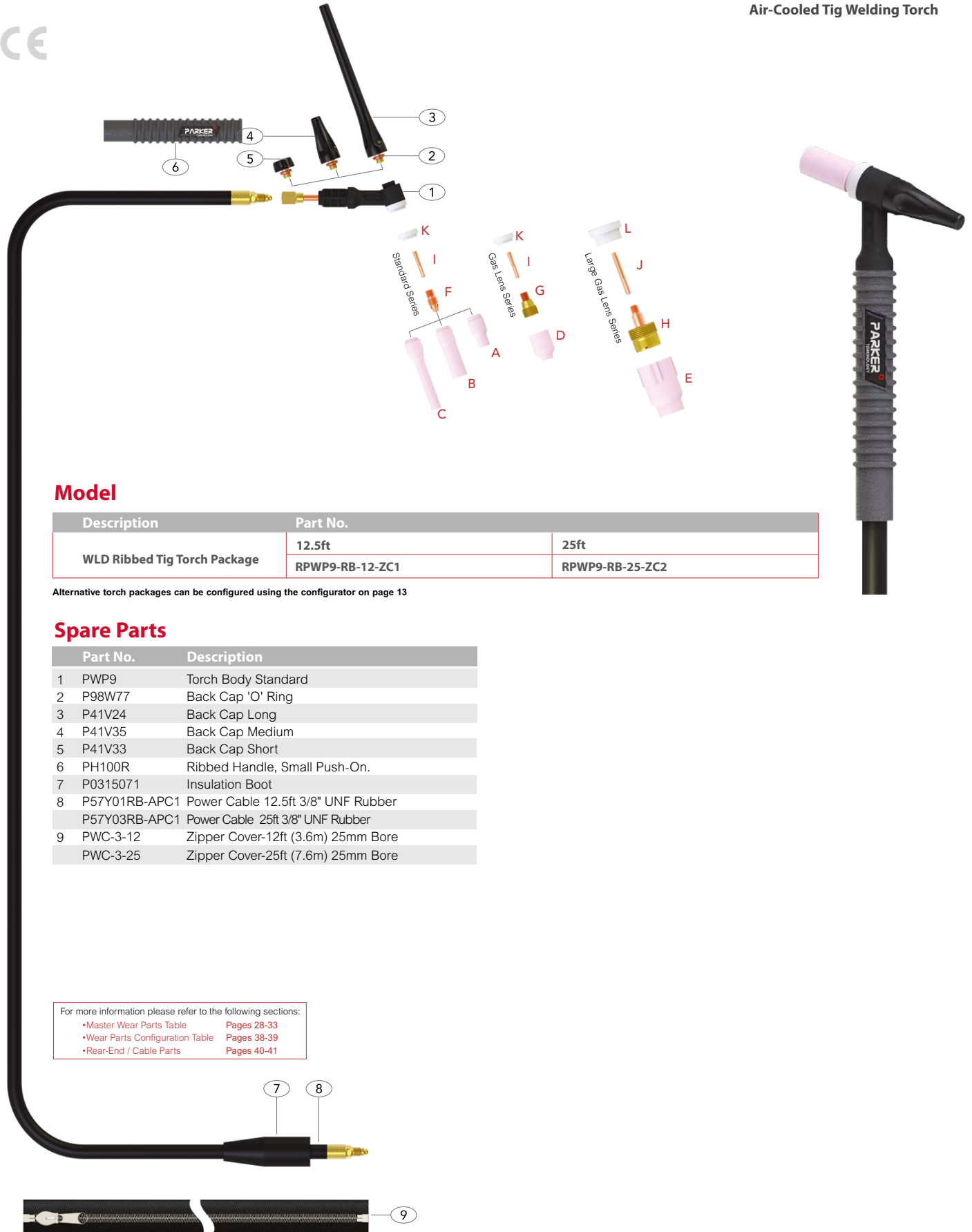
Ribbed WP18 x 12ft c/w Rubber Cables & Zipper Cover.

	Step 1 Torch Head	Step 2 Power Cable Style	Step 3 Cable Length	Step 4 Cable Cover	
Air-Cooled	Part No.	Description	Part No.	Description	
	RPWP9	110A DC	RB	Rubber	
	RPWP9FX	110A DC FLEX	2RBL	2 Piece Rubber c/w Lug	
	RPWP9FXL	110A DC FLEX LONG	2RBD	2 Piece Rubber c/w Dinse Plug	
	RPWP9V	110A DC VALVE	NOTE: See page 12 for North American terminations explanation		
	RPWP9VFX	110A DC VALVE FLEX	Part No.	Description	
	RPWP9P	110A DC PENCIL	12	12.5ft Cables (4m)	
	RPWP17	135A DC	25	25ft Cables (8m)	
	RPWP17FX	135A DC FLEX			
	RPWP17FXL	135A DC FLEX LONG			
	RPWP17V	135A DC VALVE			
	RPWP17VFX	135A DC VALVE FLEX			
	RPWP26	180A DC			
	RPWP26FX	180A DC FLEX			
	RPWP26V	180A DC VALVE			
	RPWP26VFX	180A DC VALVE FLEX			
	Liquid-Cooled	RPWP24W	180A DC		
		RPWP20	225A DC		
		RPWP20FX	225A DC FLEX		
		RPWP20FXL	225A DC FLEX LONG		
RPWP20P		225A DC PENCIL			
RPWP18		380A DC			
RPWP18FX		380A DC FLEX			
RPWP18SC		410A DC			
NOTE: See page 10 for torch heads explanation					

WP 9 WLD Ribbed Tig Torch Range

Rating: 110A DC, 80A AC @ 35% duty cycle. Electrode Size: 1.0-2.4mm / 0.040"-3/32"

Air-Cooled Tig Welding Torch



Model

Description	Part No.	
WLD Ribbed Tig Torch Package	12.5ft	25ft
	RPWP9-RB-12-ZC1	RPWP9-RB-25-ZC2

Alternative torch packages can be configured using the configurator on page 13

Spare Parts

Part No.	Description
1	PWP9 Torch Body Standard
2	P98W77 Back Cap 'O' Ring
3	P41V24 Back Cap Long
4	P41V35 Back Cap Medium
5	P41V33 Back Cap Short
6	PH100R Ribbed Handle, Small Push-On.
7	P0315071 Insulation Boot
8	P57Y01RB-APC1 Power Cable 12.5ft 3/8" UNF Rubber
	P57Y03RB-APC1 Power Cable 25ft 3/8" UNF Rubber
9	PWC-3-12 Zipper Cover-12ft (3.6m) 25mm Bore
	PWC-3-25 Zipper Cover-25ft (7.6m) 25mm Bore

For more information please refer to the following sections:

- Master Wear Parts Table Pages 28-33
- Wear Parts Configuration Table Pages 38-39
- Rear-End / Cable Parts Pages 40-41

WP 9 WLD Ribbed Tig Torch Range

Rating: 110A DC, 80A AC @ 35% duty cycle. Electrode Size: 1.0-2.4mm / 0.040"-3/32"

Air-Cooled Tig Welding Torch

Wear Parts

A Standard Ceramic Cups

Part No.	Description	Size	BoreA	
			mm	inch
P13N08	Standard Ceramic Cup	4	6	1/4
P13N09	Standard Ceramic Cup	5	8	5/16
P13N10	Standard Ceramic Cup	6	10	3/8
P13N11	Standard Ceramic Cup	7	11	7/16
P13N12	Standard Ceramic Cup	8	12.5	1/2
P13N13	Standard Ceramic Cup	10	16	5/8

B Standard Long Ceramic Cups

Part No.	Description	Size	BoreA	
			mm	inch
P796F70	Standard Long Ceramic Cup	3	5	3/16
P796F71	Standard Long Ceramic Cup	4	6	1/4
P796F72	Standard Long Ceramic Cup	5	8	5/16
P796F73	Standard Long Ceramic Cup	6	10	3/8

C Standard Extra Long Ceramic Cups

Part No.	Description	Size	BoreA	
			mm	inch
P796F74	Standard Extra Long Ceramic Cup	3	5	3/16
P796F75	Standard Extra Long Ceramic Cup	4	6	1/4
P796F76	Standard Extra Long Ceramic Cup	5	8	5/16
P796F77	Standard Extra Long Ceramic Cup	6	10	3/8

D Gas Lens Cups

Part No.	Description	Size	BoreA	
			mm	inch
P53N58	Gas Lens Cup	4	6	1/4
P53N59	Gas Lens Cup	5	8	5/16
P53N60	Gas Lens Cup	6	10	3/8
P53N61	Gas Lens Cup	7	11	7/16
P53N61S	Gas Lens Cup	8	12.5	1/2

E Large Diameter Gas Lens Cups

Part No.	Description	Size	BoreA	
			mm	inch
P57N74	Large Diameter Gas Lens Cup	8	12.5	1/2
P57N75	Large Diameter Gas Lens Cup	6	10	3/8
P53N87	Large Diameter Gas Lens Cup	12	19	3/4
P53N88	Large Diameter Gas Lens Cup	10	16	5/8

F Standard Collet Bodies

Part No.	Description	Electrode Size	
		mm	inch
P13N26	Standard Collet Body	1.0	0.040
P13N27	Standard Collet Body	1.6	1/16
P13N27M	Standard Collet Body	2.0	5/64
P13N28	Standard Collet Body	2.4	3/32

G Gas Lens Bodies

Part No.	Description	Electrode Size	
		mm	inch
P45V42	Gas Lens Body	1.0	0.040
P45V43	Gas Lens Body	1.6	1/16
P45V43M	Gas Lens Body	2.0	5/64
P45V44	Gas Lens Body	2.4	3/32

H Large Diameter Gas Lens Bodies

Part No.	Description	Electrode Size	
		mm	inch
P45V0204S	Large Diameter Gas Lens Body	1.0	0.040
P45V116S	Large Diameter Gas Lens Body	1.6	1/16
P45V64S	Large Diameter Gas Lens Body	2.4	3/32

I Standard Collets

Part No.	Description	Electrode Size	
		mm	inch
P13N21	Standard Collet	1.0	0.040
P13N22	Standard Collet	1.6	1/16
P13N22M	Standard Collet	2.0	5/64
P13N23	Standard Collet	2.4	3/32

J Large Diameter Gas Lens Collets

Part No.	Description	Electrode Size	
		mm	inch
P13N21L	Large Diameter Gas Lens Collet	1.0	0.040
P13N22L	Large Diameter Gas Lens Collet	1.6	1/16
P13N23L	Large Diameter Gas Lens Collet	2.4	3/32

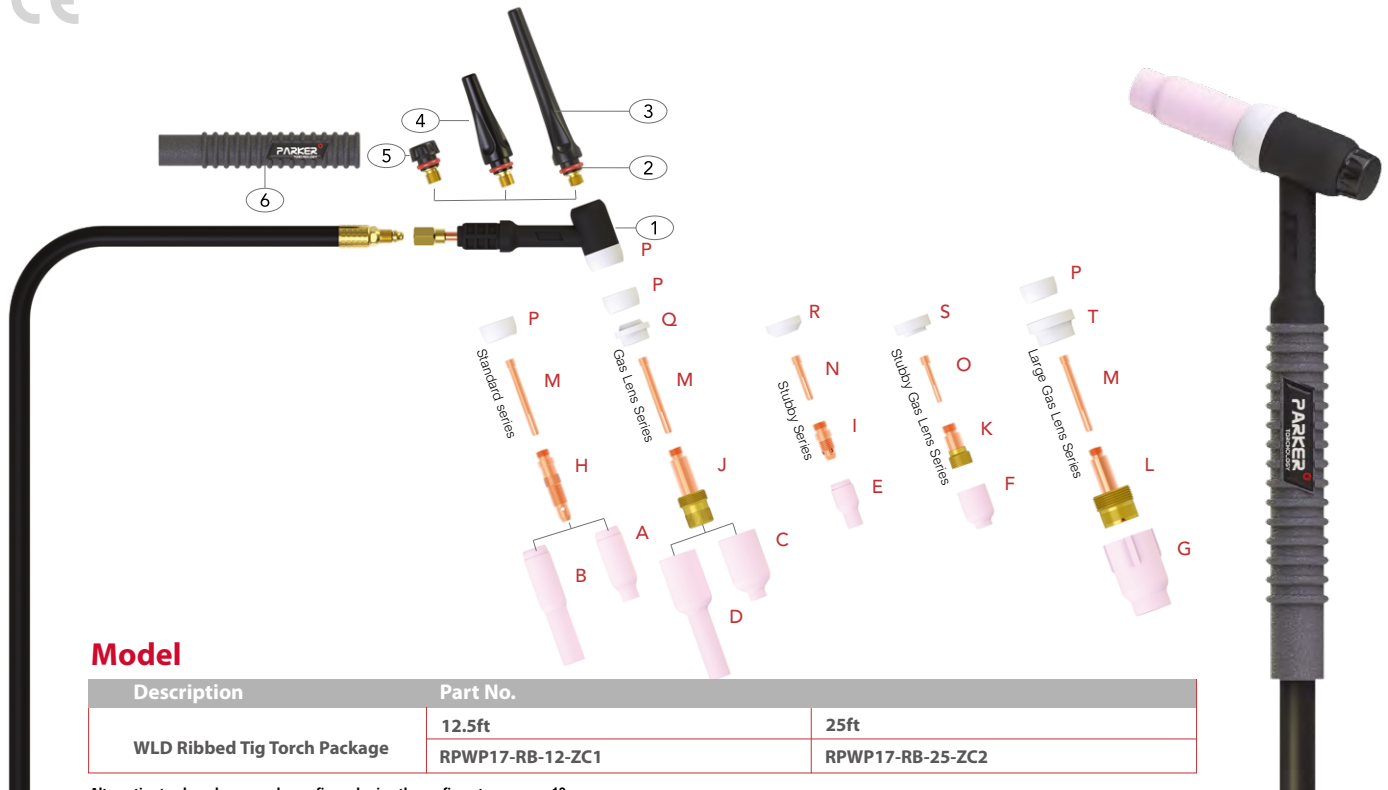
Gas Lens Insulator

Part No.	Description
K P598882	Stubby Gas Lens Cup Insulator
L P54N63-20	Large Gas Lens Cup Insulator

WP 17 WLD Ribbed Tig Torch Range

Rating: 135A DC, 95A AC @ 35% duty cycle. Electrode Size: 1.0-3.2mm / 0.040"-1/8"

Air-Cooled Tig Welding Torch



Model

Description	Part No.	
WLD Ribbed Tig Torch Package	12.5ft	25ft
	RPWP17-RB-12-ZC1	RPWP17-RB-25-ZC2


Alternative torch packages can be configured using the configurator on page 13

Spare Parts

Part No.	Description
1	PWP17 Torch Body Standard
2	P98W18 Back Cap 'O' Ring
3	P57Y02 Back Cap Long
4	P300M Back Cap Medium
5	P57Y04 Back Cap Short
6	PH100R Ribbed Handle, Small Push-On.
7	P0315071 Insulation Boot
8	P57Y01RB-APC1 Power Cable 12.5ft 3/8" UNF Rubber
	P57Y03RB-APC1 Power Cable 25ft 3/8" UNF Rubber
9	PWC-3-12 Zipper Cover-12ft (3.6m) 25mm Bore
	PWC-3-25 Zipper Cover-25ft (7.6m) 25mm Bore

For more information please refer to the following sections:

- Master Wear Parts Table Pages 28-33
- Wear Parts Configuration Table Pages 38-39
- Rear-End / Cable Parts Pages 40-41



WP 17 WLD Ribbed Tig Torch Range

Rating: 135A DC, 95A AC @ 35% duty cycle. Electrode Size: 1.0-3.2mm / 0.040"-1/8"

Air-Cooled Tig Welding Torch

Wear Parts

A Standard Ceramic Cups

Part No.	Description	Size	BoreA	
			mm	inch
P10N44	Standard Ceramic Cup	12	19	3/4
P10N45	Standard Ceramic Cup	10	16	5/8
P10N46	Standard Ceramic Cup	8	12.5	1/2
P10N47	Standard Ceramic Cup	7	11	7/16
P10N48	Standard Ceramic Cup	6	10	3/8
P10N49	Standard Ceramic Cup	5	8	5/16
P10N50	Standard Ceramic Cup	4	6	1/4

B Standard Long Ceramic Cups

Part No.	Description	Size	BoreA	
			mm	inch
P10N47L	Standard Long Ceramic Cup	7L	11	7/16
P10N48L	Standard Long Ceramic Cup	6L	10	3/8
P10N49L	Standard Long Ceramic Cup	5L	8	5/16

C Gas Lens Cups

Part No.	Description	Size	BoreA	
			mm	inch
P54N14	Gas Lens Ceramic Cup	8	12.5	1/2
P54N15	Gas Lens Ceramic Cup	7	11	7/16
P54N16	Gas Lens Ceramic Cup	6	10	3/8
P54N17	Gas Lens Ceramic Cup	5	8	5/16
P54N18	Gas Lens Ceramic Cup	4	6	1/4
P54N19	Gas Lens Ceramic Cup	11	17	11/16

D Long Gas Lens Ceramic Cups

Part No.	Description	Size	BoreA	
			mm	inch
P54N15L	Long Gas Lens Ceramic Cup	7	11	7/16
P54N16L	Long Gas Lens Ceramic Cup	6	10	3/8
P54N17L	Long Gas Lens Ceramic Cup	5	8	5/16

E Standard Ceramic Cups

Part No.	Description	Size	BoreA	
			mm	inch
P13N08	Stubby Ceramic Cup	4	6	1/4
P13N09	Stubby Ceramic Cup	5	8	5/16
P13N10	Stubby Ceramic Cup	6	10	3/8
P13N11	Stubby Ceramic Cup	7	11	7/16
P13N12	Stubby Ceramic Cup	8	12.5	1/2
P13N13	Stubby Ceramic Cup	10	16	5/8

F Stubby Gas Lens Cups

Part No.	Description	Size	BoreA	
			mm	inch
P53N58	Stubby Gas Lens Cup	4	6	1/4
P53N59	Stubby Gas Lens Cup	5	8	5/16
P53N60	Stubby Gas Lens Cup	6	10	3/8
P53N61	Stubby Gas Lens Cup	7	11	7/16
P53N61S	Stubby Gas Lens Cup	8	12.5	1/2

G Large Diameter Gas Lens Cups

Part No.	Description	Size	BoreA	
			mm	inch
P57N74	Large Diameter Gas Lens Cup	8	12.5	1/2
P57N75	Large Diameter Gas Lens Cup	6	10	3/8
P53N87	Large Diameter Gas Lens Cup	12	19	3/4
P53N88	Large Diameter Gas Lens Cup	10	16	5/8

H Standard Collet Bodies

Part No.	Description	Electrode Size	
		mm	inch
P10N28	Standard Collet Body	3.2	1/8
P10N30	Standard Collet Body	1.0	0.040
P10N31	Standard Collet Body	1.6	1/16
P10N31M	Standard Collet Body	2.0	5/64
P10N32	Standard Collet Body	2.4	3/32

I Stubby Collet Bodies

Part No.	Description	Bore
		mm
P17CB20	Stubby Collet Body	3.5

J Gas Lens Body

Part No.	Description	Electrode Size	
		mm	inch
P45V24	Gas Lens Body	1.0	0.040
P45V25	Gas Lens Body	1.6	1/16
P45V25M	Gas Lens Body	2.0	5/64
P45V26	Gas Lens Body	2.4	3/32
P45V27	Gas Lens Body	3.2	1/8

K Stubby Gas Lens Bodies

Part No.	Description	Electrode Size	
		mm	inch
PSTB45V42	Stubby Gas Lens Body	1.0	0.040
PSTB45V43	Stubby Gas Lens Body	1.6	1/16
PSTB45V43M	Stubby Gas Lens Body	2.0	5/64
PSTB45V44	Stubby Gas Lens Body	2.4	3/32
PSTB45V45	Stubby Gas Lens Body	3.2	1/8

L Large Diameter Gas Lens Bodies

Part No.	Description	Electrode Size	
		mm	inch
P45V0204	Large Diameter Gas Lens Body	1.0	0.040
P45V116	Large Diameter Gas Lens Body	1.6	1/16
P45V64	Large Diameter Gas Lens Body	2.4	3/32
P95795	Large Diameter Gas Lens Body	3.2	1/8

M Standard Collets

Part No.	Description	Electrode Size	
		mm	inch
P10N22	Standard Collet	1.0	0.040
P10N23	Standard Collet	1.6	1/16
P10N23M	Standard Collet	2.0	5/64
P10N24	Standard Collet	2.4	3/32
P10N25	Standard Collet	3.2	1/8

N Stubby Series Collets

Part No.	Description	Electrode Size	
		mm	inch
P10N22S	Stubby Series Collet	1.0	0.040
P10N23S	Stubby Series Collet	1.6	1/16
P10N24S	Stubby Series Collet	2.4	3/32
P10N25S	Stubby Series Collet	3.2	1/8

O Stubby Series Collets

Part No.	Description	Electrode Size	
		mm	inch
PSTB13N21	Stubby Gas Lens Collet	1.0	0.040
PSTB13N22	Stubby Gas Lens Collet	1.6	1/16
PSTB13N22M	Stubby Gas Lens Collet	2.0	5/64
PSTB13N23	Stubby Gas Lens Collet	2.4	3/32
PSTB13N24	Stubby Gas Lens Collet	3.2	1/8


Gas Lens Insulators

Part No.	Description
P18CG	Standard Cup Insulator
Q P54N01	Standard Gas Lens Cup Insulator
R P18CG20	Stubby Cup Insulator
S PSTB80300236	Stubby Gas Lens Cup Insulator
T P54N63	Large Gas Lens Cup Insulator

WP 26 WLD Ribbed Tig Torch Range

Rating: 180A DC, 125A AC @ 35% duty cycle. Electrode Size: 1.0-4.0mm / 0.040-5/32"

Air-Cooled Tig Welding Torch



Model

Description	Part No.	
WLD Ribbed Tig Torch Package	12.5ft	25ft
	RPWP26-RB-12-ZC1	RPWP26-RB-25-ZC2

Alternative torch packages can be configured using the configurator on page 13

Spare Parts

Part No.	Description
1	PWP26 Torch Body Standard
2	P98W18 Back Cap 'O' Ring
3	P57Y02 Back Cap Long
4	P300M Back Cap Medium
5	P57Y04 Back Cap Short
6	PH200R Ribbed Handle, Large Push-On.
7	P0315071 Insulation Boot
8	P46V28R-APC3 Power Cable X 12.5ft 7/8" UNF Rubber
	P46V30R-APC3 Power Cable X 25ft 7/8" UNF Rubber
9	PWC-4-12 Zipper Cover-12ft (3.6m) 30mm Bore
	PWC-4-25 Zipper Cover-25ft (7.6m) 30mm Bore

For more information please refer to the following sections:

- Master Wear Parts Table Pages 28-33
- Wear Parts Configuration Table Pages 38-39
- Rear-End / Cable Parts Pages 40-41

WP 26 WLD Ribbed Tig Torch Range

Rating: 180A DC, 125A AC @ 35% duty cycle. Electrode Size: 1.0-4.0mm / 0.040-5/32"

Air-Cooled Tig Welding Torch

Wear Parts

A Standard Ceramic Cups

Part No.	Description	Size	BoreA	
			mm	inch
P10N44	Standard Ceramic Cup	12	19	3/4
P10N45	Standard Ceramic Cup	10	16	5/8
P10N46	Standard Ceramic Cup	8	12.5	1/2
P10N47	Standard Ceramic Cup	7	11	7/16
P10N48	Standard Ceramic Cup	6	10	3/8
P10N49	Standard Ceramic Cup	5	8	5/16
P10N50	Standard Ceramic Cup	4	6	1/4

B Standard Long Ceramic Cups

Part No.	Description	Size	BoreA	
			mm	inch
P10N47L	Standard Long Ceramic Cup	7L	11	7/16
P10N48L	Standard Long Ceramic Cup	6L	10	3/8
P10N49L	Standard Long Ceramic Cup	5L	8	5/16

C Gas Lens Cups

Part No.	Description	Size	BoreA	
			mm	inch
P54N14	Gas Lens Ceramic Cup	8	12.5	1/2
P54N15	Gas Lens Ceramic Cup	7	11	7/16
P54N16	Gas Lens Ceramic Cup	6	10	3/8
P54N17	Gas Lens Ceramic Cup	5	8	5/16
P54N18	Gas Lens Ceramic Cup	4	6	1/4

D Long Gas Lens Ceramic Cups

Part No.	Description	Size	BoreA	
			mm	inch
P54N15L	Long Gas Lens Ceramic Cup	7	11	7/16
P54N16L	Long Gas Lens Ceramic Cup	6	10	3/8
P54N17L	Long Gas Lens Ceramic Cup	5	8	5/16

E Stubby Ceramic Cups

Part No.	Description	Size	BoreA	
			mm	inch
P13N08	Stubby Ceramic Cup	4	6	1/4
P13N09	Stubby Ceramic Cup	5	8	5/16
P13N10	Stubby Ceramic Cup	6	10	3/8
P13N11	Stubby Ceramic Cup	7	11	7/16
P13N12	Stubby Ceramic Cup	8	12.5	1/2
P13N13	Stubby Ceramic Cup	10	16	5/8

F Stubby Gas Lens Cups

Part No.	Description	Size	BoreA	
			mm	inch
P53N58	Stubby Gas Lens Cup	4	6	1/4
P53N59	Stubby Gas Lens Cup	5	8	5/16
P53N60	Stubby Gas Lens Cup	6	10	3/8
P53N61	Stubby Gas Lens Cup	7	11	7/16
P53N61S	Stubby Gas Lens Cup	8	12.5	1/2

G Large Diameter Gas Lens Cups

Part No.	Description	Size	BoreA	
			mm	inch
P57N74	Large Diameter Gas Lens Cup	8	12.5	1/2
P57N75	Large Diameter Gas Lens Cup	6	10	3/8
P53N87	Large Diameter Gas Lens Cup	12	19	3/4
P53N88	Large Diameter Gas Lens Cup	10	16	5/8

H Standard Collet Bodies

Part No.	Description	Electrode Size	
		mm	inch
P10N28	Standard Collet Body	3.2	1/8
P10N30	Standard Collet Body	1.0	0.040
P10N31	Standard Collet Body	1.6	1/16
P10N31M	Standard Collet Body	2.0	5/64
P10N32	Standard Collet Body	2.4	3/32
406488	Standard Collet Body	4.0	5/32"

I Stubby Collet Bodies

Part No.	Description	Bore
		mm
P17CB20	Stubby Collet Body	3.5

J Gas Lens Bodies

Part No.	Description	Electrode Size	
		mm	inch
P45V24	Gas Lens Body	1.0	0.040
P45V25	Gas Lens Body	1.6	1/16
P45V25M	Gas Lens Body	2.0	5/64
P45V26	Gas Lens Body	2.4	3/32
P45V27	Gas Lens Body	3.2	1/8
P45V28	Gas Lens Body	4.0	5/32

K Stubby Gas Lens Bodies

Part No.	Description	Electrode Size	
		mm	inch
PSTB45V42	Stubby Gas Lens Body	1.0	0.040
PSTB45V43	Stubby Gas Lens Body	1.6	1/16
PSTB45V43M	Stubby Gas Lens Body	2.0	5/64
PSTB45V44	Stubby Gas Lens Body	2.4	3/32
PSTB45V45	Stubby Gas Lens Body	3.2	1/8

L Large Diameter Gas Lens Bodies

Part No.	Description	Electrode Size	
		mm	inch
P45V0204	Large Diameter Gas Lens Body	1.0	0.040
P45V116	Large Diameter Gas Lens Body	1.6	1/16
P45V64	Large Diameter Gas Lens Body	2.4	3/32
P995795	Large Diameter Gas Lens Body	3.2	1/8
P45V63	Large Diameter Gas Lens Body	4.0	5/32

M Standard Collets

Part No.	Description	Electrode Size	
		mm	inch
P10N22	Standard Collet	1.0	0.040
P10N23	Standard Collet	1.6	1/16
P10N23M	Standard Collet	2.0	5/64
P10N24	Standard Collet	2.4	3/32
P10N25	Standard Collet	3.2	1/8
P54N20	Standard Collet	4.0	5/32

N Stubby Series Collets


Part No.	Description	Electrode Size	
		mm	inch
P10N22S	Stubby Series Collet	1.0	0.040
P10N23S	Stubby Series Collet	1.6	1/16
P10N24S	Stubby Series Collet	2.4	3/32
P10N25S	Stubby Series Collet	3.2	1/8

O Stubby Series Collets

Part No.	Description	Electrode Size	
		mm	inch
PSTB13N21	Stubby Gas Lens Collet	1.0	0.040
PSTB13N22	Stubby Gas Lens Collet	1.6	1/16
PSTB13N22M	Stubby Gas Lens Collet	2.0	5/64
PSTB13N23	Stubby Gas Lens Collet	2.4	3/32
PSTB13N24	Stubby Gas Lens Collet	3.2	1/8

Gas Lens Insulator

Part No.	Description
P	P18CG Standard Cup Insulator
Q	P54N01 Standard Gas Lens Cup Insulator
R	P18CG20 Stubby Cup Insulator
S	PSTB80300236 Stubby Gas Lens Cup Insulator
T	P54N63 Large Gas Lens Cup Insulator



Model

Description	Part No.	
WLD Ribbed Tig Torch Package	12.5ft	25ft
	RPWP24W-RB-12-ZC1	RPWP24W-RB-25-ZC2


Alternative torch packages can be configured using the configurator on page 13

Spare Parts

Part No.	Description
1	PWP24W Torch Body Standard
2	PB5025S Water Hose Clamp 8.0mm
3	PR-100G Ribbed Handle, Medium Push-On.
3a	PPHI-100G Handle Adaptor
4	P0315071 Insulation Boot
5	P45V03OB-APC4 Power Cable x12.5ft 7/8" UNF LH Male O/B
	P45V04OB-APC4 Power Cable x25ft 7/8" UNF LH Male O/B
6	P45V07-WF2 Water Hose x12.5ft 5/8" UNF LH Male PVC
	P45V08-WF2 Water Hose x25ft 5/8" UNF LH Male PVC
7	P45V09-GS7 Gas Hose x12.5ft 5/8" UNF Male PVC
	P45V10-GS7 Gas Hose x25ft 5/8" UNF Male PVC
8	PWC-3-12 Zipper Cover-12ft (3.6m) 25mm Bore
	PWC-3-25 Zipper Cover-25ft (7.6m) 25mm Bore

For more information please refer to the following sections:

- Master Wear Parts Table Pages 28-33
- Wear Parts Configuration Table Pages 38-39
- Rear-End / Cable Parts Pages 40-41



24W WLD Ribbed Tig Torch Range

Rating: 180A DC, 125A AC @ 60% duty cycle. Electrode Size: 0.5-2.4mm / 0.020-3/32"

Liquid-Cooled Tig Welding Torch

Wear Parts

A Standard Ceramic Cups

Part No.	Description	Size	BoreA	
			mm	inch
P53N24	Standard Ceramic Cup	4	6	1/4
P53N25	Standard Ceramic Cup	5	8	5/16
P53N27	Standard Ceramic Cup	6	10	3/8

B Gas Lens Cups

Part No.	Description	Size	BoreA	
			mm	inch
P53N58	Gas Lens Cup	4	6	1/4
P53N59	Gas Lens Cup	5	8	5/16
P53N60	Gas Lens Cup	6	10	3/8
P53N61	Gas Lens Cup	7	11	7/16
P53N61S	Gas Lens Cup	8	12.5	1/2

C Standard Collet Bodies

Part No.	Description	Electrode Size	
		mm	inch
P53N18	Standard Collet Body	1.0	0.040
P53N19	Standard Collet Body	1.6	1/16
P24CB332	Standard Collet Body	2.4	3/32

D Gas Lens Bodies

Part No.	Description	Electrode Size	
		mm	inch
P45V42	Gas Lens Body	1.0	0.040
P45V43	Gas Lens Body	1.6	1/16
P45V43M	Gas Lens Body	2.0	5/64
P45V44	Gas Lens Body	2.4	3/32

E Standard Collets

Part No.	Description	Electrode Size	
		mm	inch
P53N16	Standard Collet	1.0	0.040
P53N14	Standard Collet	1.6	1/16
P24C332	Standard Collet	2.4	3/32

F Gas Lens Collets

Part No.	Description	Electrode Size	
		mm	inch
P53N64	Gas Lens Collet	1.6	1/16
P24GLC332	Gas Lens Collet	2.4	3/32

Gas Lens Insulator

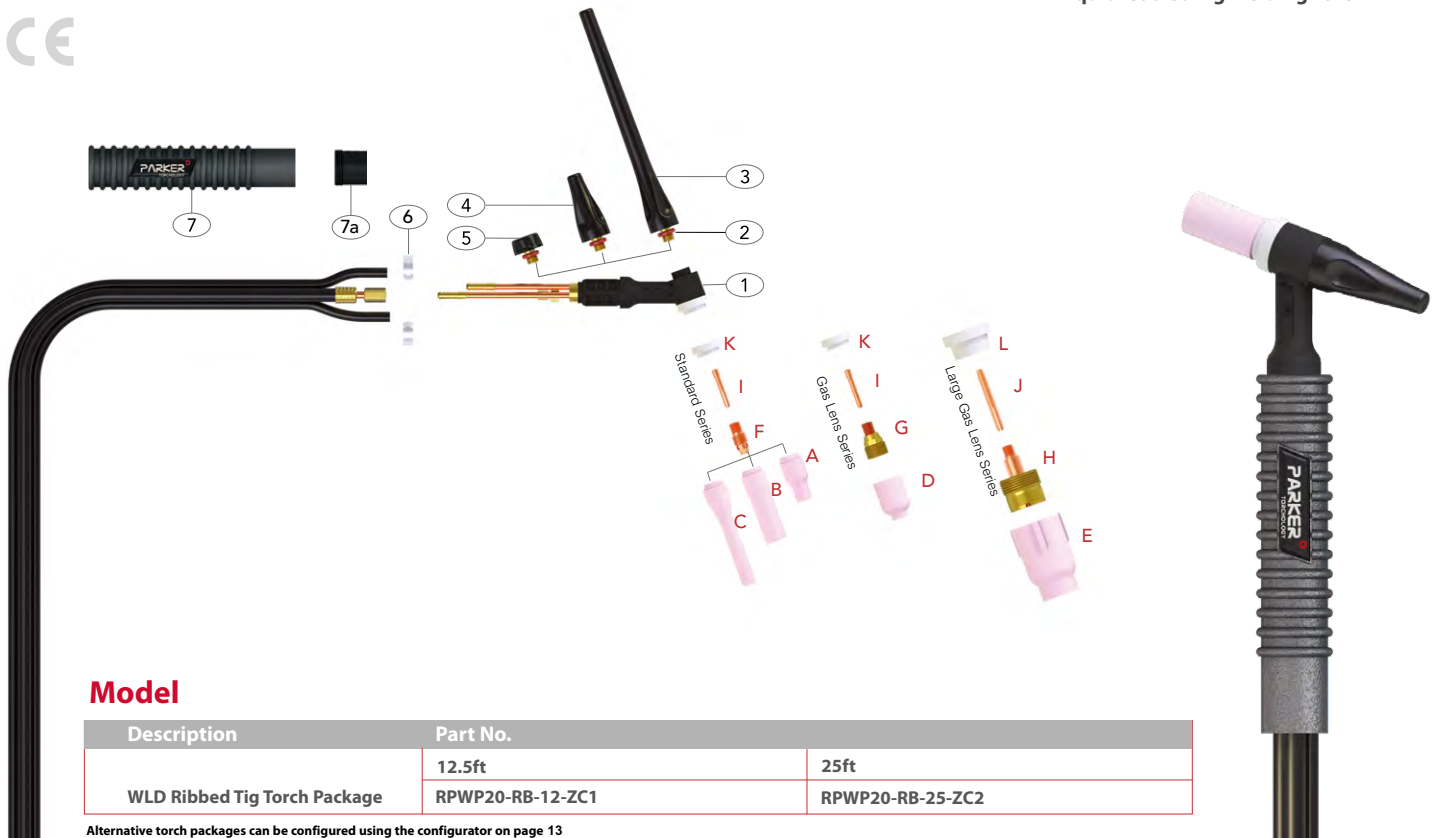
Part No.	Description
G P53N22	Standard Cup Insulator
H P53N66	Standard Gas Lens Cup Insulator



WP 20 WLD Ribbed Tig Torch Range

Rating: 225A DC, 160A AC @ 60% duty cycle. Electrode Size: 1.0-4.0mm / 0.040-5/32"

Liquid-Cooled Tig Welding Torch



Model

Description	Part No.	
WLD Ribbed Tig Torch Package	12.5ft	25ft
	RPWP20-RB-12-ZC1	RPWP20-RB-25-ZC2

Alternative torch packages can be configured using the configurator on page 13

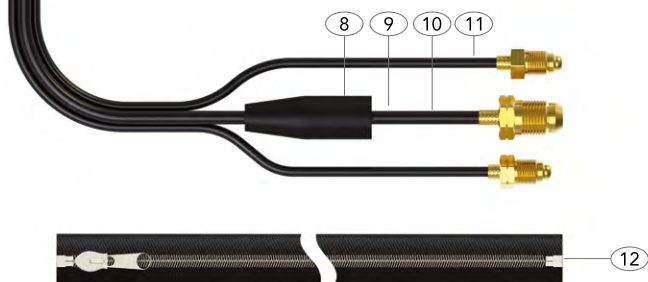
Spare Parts

Part No.	Description
1	PWP20 Torch Body Standard
2	P98W77 Back Cap 'O' Ring
3	P41V24 Back Cap Long
4	P41V35 Back Cap Medium
5	P41V33 Back Cap Short
6	PB5025S Water Hose Clam 8.0mm
7	PR-100G Ribbed Handle, Medium Push-On.
7a	PPHI-100G Handle Adaptor
8	P0315071 Insulation Boot
9	P45V03OB-APC4 Power Cable x12.5ft 7/8" UNF LH Male OB
	P45V04OB-APC4 Power Cable x25ft 7/8" UNF LH Male OB

Part No.	Description
10	P45V07-WF2 Water Hose x12.5ft 5/8" UNF LH Male PVC
	P45V08-WF2 Water Hose x25ft 5/8" UNF LH Male PVC
11	P45V09-GS7 Gas Hose x12.5ft 5/8" UNF Male PVC
	P45V10-GS7 Gas Hose x25ft 5/8" UNF Male PVC
12	PWC-3-12 Zipper Cover-12ft (3.6m) 25mm Bore
	PWC-3-25 Zipper Cover-25ft (7.6m) 25mm Bore

For more information please refer to the following sections:

- Master Wear Parts Table Pages 28-33
- Wear Parts Configuration Table Pages 38-39
- Rear-End / Cable Parts Pages 40-41



WP 20 WLD Ribbed Tig Torch Range

Rating: 225A DC, 160A AC @ 60% duty cycle. Electrode Size: 1.0-4.0mm / 0.040-5/32"

Liquid-Cooled Tig Welding Torch

Wear Parts

A Standard Ceramic Cups

Part No.	Description	Size	BoreA	
			mm	inch
P13N08	Standard Ceramic Cup	4	6	1/4
P13N09	Standard Ceramic Cup	5	8	5/16
P13N10	Standard Ceramic Cup	6	10	3/8
P13N11	Standard Ceramic Cup	7	11	7/16
P13N12	Standard Ceramic Cup	8	12.5	1/2
P13N13	Standard Ceramic Cup	10	16	5/8

B Standard Long Ceramic Cups

Part No.	Description	Size	BoreA	
			mm	inch
P796F70	Standard Long Ceramic Cup	3	5	3/16
P796F71	Standard Long Ceramic Cup	4	6	1/4
P796F72	Standard Long Ceramic Cup	5	8	5/16
P796F73	Standard Long Ceramic Cup	6	10	3/8

C Standard Extra Long Ceramic Cups

Part No.	Description	Size	BoreA	
			mm	inch
P796F74	Standard Extra Long Ceramic Cup	3	5	3/16
P796F75	Standard Extra Long Ceramic Cup	4	6	1/4
P796F76	Standard Extra Long Ceramic Cup	5	8	5/16
P796F77	Standard Extra Long Ceramic Cup	6	10	3/8

D Gas Lens Cups

Part No.	Description	Size	BoreA	
			mm	inch
P53N58	Gas Lens Cup	4	6	1/4
P53N59	Gas Lens Cup	5	8	5/16
P53N60	Gas Lens Cup	6	10	3/8
P53N61	Gas Lens Cup	7	11	7/16
P53N61S	Gas Lens Cup	8	12.5	1/2

E Large Diameter Gas Lens Cups

Part No.	Description	Size	BoreA	
			mm	inch
P57N74	Large Diameter Gas Lens Cup	8	12.5	1/2
P57N75	Large Diameter Gas Lens Cup	6	10	3/8
P53N87	Large Diameter Gas Lens Cup	12	19	3/4
P53N88	Large Diameter Gas Lens Cup	10	16	5/8

F Standard Collet Bodies

Part No.	Description	Electrode Size	
		mm	inch
P13N26	Standard Collet Body	1.0	0.040
P13N27	Standard Collet Body	1.6	1/16
P13N27M	Standard Collet Body	2.0	5/64
P13N28	Standard Collet Body	2.4	3/32
P13N29	Standard Collet Body	3.2	1/8

G Gas Lens Bodies

Part No.	Description	Electrode Size	
		mm	inch
P45V42	Gas Lens Body	1.0	0.040
P45V43	Gas Lens Body	1.6	1/16
P45V43M	Gas Lens Body	2.0	5/64
P45V44	Gas Lens Body	2.4	3/32
P45V45	Gas Lens Body	3.2	1/8"

H Large Diameter Gas Lens Bodies

Part No.	Description	Electrode Size	
		mm	inch
P45V0204S	Large Diameter Gas Lens Body	1.0	0.040
P45V116S	Large Diameter Gas Lens Body	1.6	1/16
P45V64S	Large Diameter Gas Lens Body	2.4	3/32
P995795S	Large Diameter Gas Lens Body	3.2	1/8

I Standard Collets

Part No.	Description	Electrode Size	
		mm	inch
P13N21	Standard Collet	1.0	0.040
P13N22	Standard Collet	1.6	1/16
P13N22M	Standard Collet	2.0	5/64
P13N23	Standard Collet	2.4	3/32
P13N24	Standard Collet	3.2	1/8

J Large Diameter Gas Lens Collets

Part No.	Description	Electrode Size	
		mm	inch
P13N21L	Large Diameter Gas Lens Collet	1.0	0.040
P13N22L	Large Diameter Gas Lens Collet	1.6	1/16
P13N23L	Large Diameter Gas Lens Collet	2.4	3/32
P13N24L	Large Diameter Gas Lens Collet	3.2	1/8

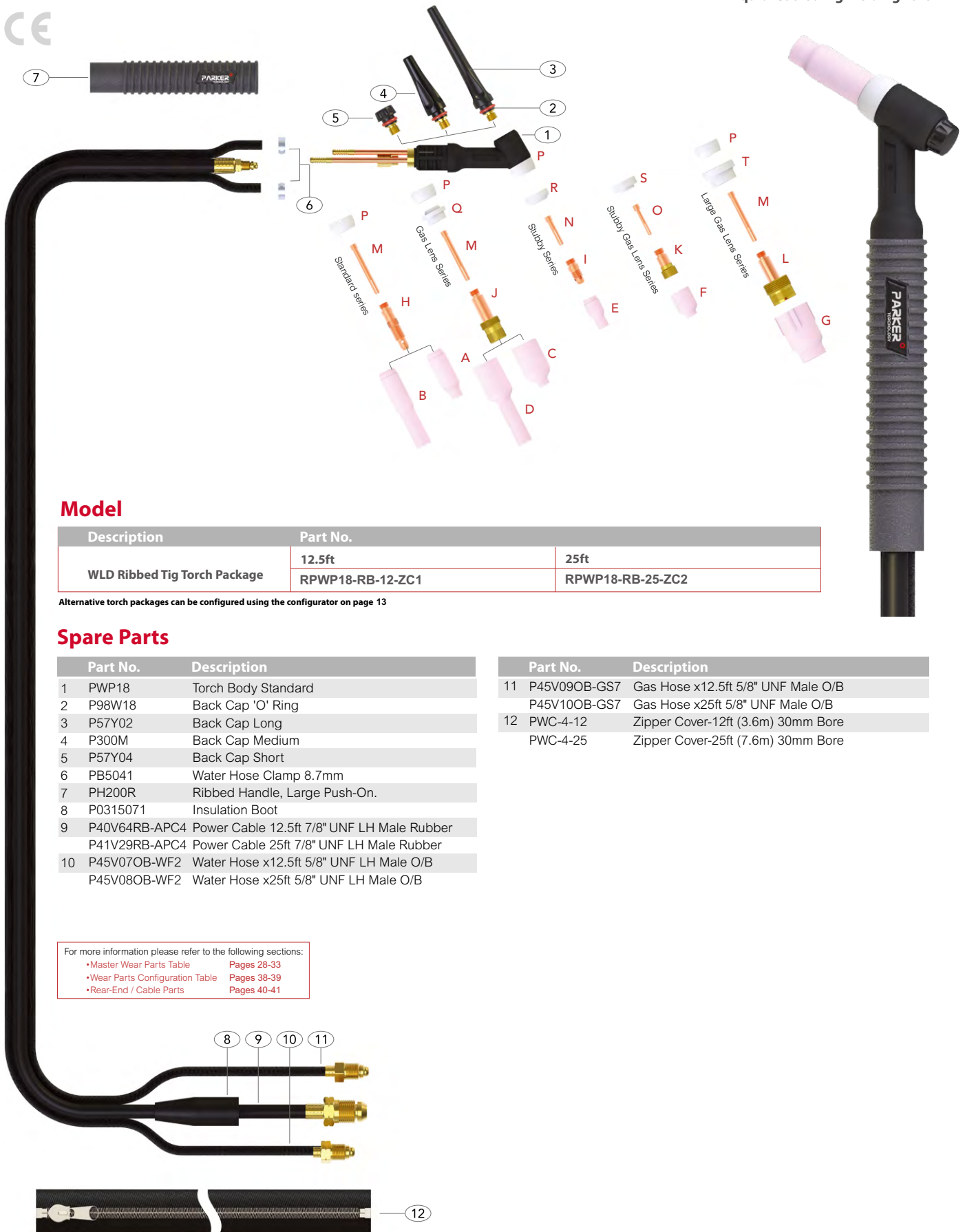
Gas Lens Insulator

Part No.	Description
K P598882	Stubby Gas Lens Cup Insulator
L P54N63-20	Large Gas Lens Cup Insulator

WP 18 WLD Ribbed Tig Torch Range

Rating: 380A DC, 270A AC @ 60% duty cycle. Electrode Size: 1.0-4.0mm / 0.040-5/32"

Liquid-Cooled Tig Welding Torch



Model

Description	Part No.	
	12.5ft	25ft
WLD Ribbed Tig Torch Package	RPWP18-RB-12-ZC1	RPWP18-RB-25-ZC2

Alternative torch packages can be configured using the configurator on page 13

Spare Parts

Part No.	Description
1	PWP18 Torch Body Standard
2	P98W18 Back Cap 'O' Ring
3	P57Y02 Back Cap Long
4	P300M Back Cap Medium
5	P57Y04 Back Cap Short
6	PB5041 Water Hose Clamp 8.7mm
7	PH200R Ribbed Handle, Large Push-On.
8	P0315071 Insulation Boot
9	P40V64RB-APC4 Power Cable 12.5ft 7/8" UNF LH Male Rubber
10	P41V29RB-APC4 Power Cable 25ft 7/8" UNF LH Male Rubber
11	P45V07OB-WF2 Water Hose x12.5ft 5/8" UNF LH Male O/B
12	P45V08OB-WF2 Water Hose x25ft 5/8" UNF LH Male O/B

Part No.	Description
11	P45V09OB-GS7 Gas Hose x12.5ft 5/8" UNF Male O/B
	P45V10OB-GS7 Gas Hose x25ft 5/8" UNF Male O/B
12	PWC-4-12 Zipper Cover-12ft (3.6m) 30mm Bore
	PWC-4-25 Zipper Cover-25ft (7.6m) 30mm Bore

For more information please refer to the following sections:

- Master Wear Parts Table Pages 28-33
- Wear Parts Configuration Table Pages 38-39
- Rear-End / Cable Parts Pages 40-41

WP 18 WLD Ribbed Tig Torch Range

Rating: 380A DC, 270A AC @ 60% duty cycle. Electrode Size: 1.0-4.0mm / 0.040-5/32"

Liquid-Cooled Tig Welding Torch

Wear Parts

A Standard Ceramic Cups

Part No.	Description	Size	BoreA	
			mm	inch
P10N44	Standard Ceramic Cup	12	19	3/4
P10N45	Standard Ceramic Cup	10	16	5/8
P10N46	Standard Ceramic Cup	8	12.5	1/2
P10N47	Standard Ceramic Cup	7	11	7/16
P10N48	Standard Ceramic Cup	6	10	3/8
P10N49	Standard Ceramic Cup	5	8	5/16
P10N50	Standard Ceramic Cup	4	6	1/4

B Standard Long Ceramic Cups

Part No.	Description	Size	BoreA	
			mm	inch
P10N47L	Standard Long Ceramic Cup	7L	11	7/16
P10N48L	Standard Long Ceramic Cup	6L	10	3/8
P10N49L	Standard Long Ceramic Cup	5L	8	5/16

C Gas Lens Cups

Part No.	Description	Size	BoreA	
			mm	inch
P54N14	Gas Lens Ceramic Cup	8	12.5	1/2
P54N15	Gas Lens Ceramic Cup	7	11	7/16
P54N16	Gas Lens Ceramic Cup	6	10	3/8
P54N17	Gas Lens Ceramic Cup	5	8	5/16
P54N18	Gas Lens Ceramic Cup	4	6	1/4
P54N19	Gas Lens Ceramic Cup	11	17	11/16

D Long Gas Lens Ceramic Cups

Part No.	Description	Size	BoreA	
			mm	inch
P54N15L	Long Gas Lens Ceramic Cup	7	11	7/16
P54N16L	Long Gas Lens Ceramic Cup	6	10	3/8
P54N17L	Long Gas Lens Ceramic Cup	5	8	5/16

E Stubby Ceramic Cups

Part No.	Description	Size	BoreA	
			mm	inch
P13N08	Stubby Ceramic Cup	4	6	1/4
P13N09	Stubby Ceramic Cup	5	8	5/16
P13N10	Stubby Ceramic Cup	6	10	3/8
P13N11	Stubby Ceramic Cup	7	11	7/16
P13N12	Stubby Ceramic Cup	8	12.5	1/2
P13N13	Stubby Ceramic Cup	10	16	5/8

F Stubby Gas Lens Cups

Part No.	Description	Size	BoreA	
			mm	inch
P53N58	Stubby Gas Lens Cup	4	6	1/4
P53N59	Stubby Gas Lens Cup	5	8	5/16
P53N60	Stubby Gas Lens Cup	6	10	3/8
P53N61	Stubby Gas Lens Cup	7	11	7/16
P53N61S	Stubby Gas Lens Cup	8	12.5	1/2

G Large Diameter Gas Lens Cups

Part No.	Description	Size	BoreA	
			mm	inch
P57N74	Large Diameter Gas Lens Cup	8	12.5	1/2
P57N75	Large Diameter Gas Lens Cup	6	10	3/8
P53N87	Large Diameter Gas Lens Cup	12	19	3/4
P53N88	Large Diameter Gas Lens Cup	10	16	5/8

H Standard Collet Bodies

Part No.	Description	Electrode Size	
		mm	inch
P10N28	Standard Collet Body	3.2	1/8
P10N30	Standard Collet Body	1.0	0.040
P10N31	Standard Collet Body	1.6	1/16
P10N31M	Standard Collet Body	2.0	5/64
P10N32	Standard Collet Body	2.4	3/32
P406488	Standard Collet Body	4.0	5/32

I Stubby Collet Bodies

Part No.	Description	Bore
		mm
P17CB20	Stubby Collet Body	3.5

J Gas Lens Bodies

Part No.	Description	Electrode Size	
		mm	inch
P45V24	Gas Lens Body	1.0	0.040
P45V25	Gas Lens Body	1.6	1/16
P45V25M	Gas Lens Body	2.0	5/64
P45V26	Gas Lens Body	2.4	3/32
P45V27	Gas Lens Body	3.2	1/8
P45V28	Gas Lens Body	4.0	5/32

K Stubby Gas Lens Bodies

Part No.	Description	Electrode Size	
		mm	inch
PSTB45V42	Stubby Gas Lens Body	1.0	0.040
PSTB45V43	Stubby Gas Lens Body	1.6	1/16
PSTB45V43M	Stubby Gas Lens Body	2.0	5/64
PSTB45V44	Stubby Gas Lens Body	2.4	3/32
PSTB45V45	Stubby Gas Lens Body	3.2	1/8

L Large Diameter Gas Lens Bodies

Part No.	Description	Electrode Size	
		mm	inch
P45V0204	Large Diameter Gas Lens Body	1.0	0.040
P45V116	Large Diameter Gas Lens Body	1.6	1/16
P45V64	Large Diameter Gas Lens Body	2.4	3/32
P45V63	Large Diameter Gas Lens Body	4.0	5/32
P995795	Large Diameter Gas Lens Body	3.2	1/8

M Standard Collets

Part No.	Description	Electrode Size	
		mm	inch
P10N22	Standard Collet	1.0	0.040
P10N23	Standard Collet	1.6	1/16
P10N23M	Standard Collet	2.0	5/64
P10N24	Standard Collet	2.4	3/32
P10N25	Standard Collet	3.2	1/8
P54N20	Standard Collet	4.0	5/32

N Stubby Series Collets

Part No.	Description	Electrode Size	
		mm	inch
P10N22S	Stubby Series Collet	1.0	0.040
P10N23S	Stubby Series Collet	1.6	1/16
P10N24S	Stubby Series Collet	2.4	3/32
P10N25S	Stubby Series Collet	3.2	1/8

O Stubby Series Collets

Part No.	Description	Electrode Size	
		mm	inch
PSTB13N21	Stubby Gas Lens Collet	1.0	0.040
PSTB13N22	Stubby Gas Lens Collet	1.6	1/16
PSTB13N22M	Stubby Gas Lens Collet	2.0	5/64
PSTB13N23	Stubby Gas Lens Collet	2.4	3/32
PSTB13N24	Stubby Gas Lens Collet	3.2	1/8


Gas Lens Insulator

Part No.	Description
P	P18CG Standard Cup Insulator
Q	P54N01 Standard Gas Lens Cup Insulator
R	P18CG20 Stubby Cup Insulator
S	PSTB80300236 Stubby Gas Lens Cup Insulator
T	P54N63 Large Gas Lens Cup Insulator

WP 18SC WLD Ribbed Tig Torch Range

Rating: 410A DC, 290A AC @ 60% duty cycle. Electrode Size: 1.0-4.8mm / 0.040-3/16"

Liquid-Cooled Tig Welding Torch



Model

Description	Part No.	
WLD Ribbed Tig Torch Package	12.5ft	25ft
	RPWP18SC-RB-12-ZC1	RPWP18SC-RB-25-ZC2

Alternative torch packages can be configured using the configurator on page 13

Spare Parts

Part No.	Description
1	PWP18SC Torch Body
2	P98W18 Back Cap 'O' Ring
3	P57Y02 Back Cap Long
4	P300M Back Cap Medium
5	P57Y04 Back Cap Short
6	PB5041 Water Hose Clamp 8.7mm
7	PH200R Ribbed Handle, Large Push-On.
8	P0315071 Insulation Boot
9	P40V64RB-APC4 Power Cable 12.5ft 7/8" UNF LH Male Rubber
	P41V29RB-APC4 Power Cable 25ft 7/8" UNF LH Male Rubber

Part No.	Description
10	P45V07OB-WF2 Water Hose x12.5ft 5/8" UNF LH Male O/B
	P45V08OB-WF2 Water Hose x25ft 5/8" UNF LH Male O/B
11	P45V09OB-GS7 Gas hose x12.5ft 5/8" UNF Male O/B
	P45V10OB-GS7 Gas hose x25ft 5/8" UNF Male O/B
12	PWC-4-12 Zipper Cover-12ft (3.6m) 30mm Bore
	PWC-4-25 Zipper Cover-25ft (7.6m) 30mm Bore

For more information please refer to the following sections:

- Master Wear Parts Table Pages 28-33
- Wear Parts Configuration Table Pages 38-39
- Rear-End / Cable Parts Pages 40-41

WP 18SC WLD Ribbed Tig Torch Range

Rating: 410A DC, 290A AC @ 60% duty cycle. Electrode Size: 1.0-4.8mm / 0.040-3/16"

Liquid-Cooled Tig Welding Torch

Wear Parts

A Long Gas Lens Ceramic Cups

Part No.	Description	Size	BoreA	
			mm	inch
P54N15L	Long Gas Lens Ceramic Cup	7	11	7/16
P54N16L	Long Gas Lens Ceramic Cup	6	10	3/8
P54N17L	Long Gas Lens Ceramic Cup	5	8	5/16

B Gas Lens Ceramic Cups

Part No.	Description	Size	BoreA	
			mm	inch
P54N14	Gas Lens Ceramic Cup	8	12.5	11/2
P54N15	Gas Lens Ceramic Cup	7	11	7/16
P54N16	Gas Lens Ceramic Cup	6	10	3/8
P54N17	Gas Lens Ceramic Cup	5	8	5/16
P54N18	Gas Lens Ceramic Cup	4	6	1/4
P54N19	Gas Lens Ceramic Cup	11	17	11/16

C Collet Bodies

Part No.	Description	BoreA
		mm
PNCB-53	Standard Nose Collet Body	3.4
PNCB-36	H.D. Nose Collet Body Nose	5.0

D Gas Lens Bodies

Part No.	Description	Electrode Size	
		mm	inch
P18GL16	Gas Lens Body	1.6	1/16
P18GL32	Gas Lens Body	2.4	3/32
P18GL18	Gas Lens Body	3.2	1/8
P18GL53	Gas Lens Body	4.0	5/32
P18GL36	Gas Lens Body	4.8	3/16

E Heavy Duty Collets

Part No.	Description	Electrode Size	
		mm	inch
P10N25HD	Heavy Duty Collet	3.2	1/8
P54N20HD	Heavy Duty Collet	4.0	5/32
P18C36	Heavy Duty Collet	4.8	3/16

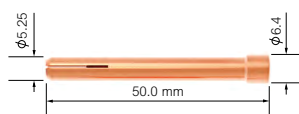
F Standard Collets

Part No.	Description	Electrode Size	
		mm	inch
P10N22	Standard Collet	1.0	0.040
P10N23	Standard Collet	1.6	1/16
P10N23M	Standard Collet	2.0	5/64
P10N24	Standard Collet	2.4	3/32
P10N25	Standard Collet	3.2	1/8
P54N20	Standard Collet	4.0	5/32

Standard Collets

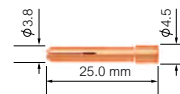
WLD 17/18/18SC/26

Part No.	Description	Electrode Size	
		mm	inch
P10N21	Standard Collet	0.5	0.020
P10N22	Standard Collet	1.0	0.040
P10N23	Standard Collet	1.6	1/16
P10N23M	Standard Collet	2.0	5/64
P10N24	Standard Collet	2.4	3/32
P10N25	Standard Collet	3.2	1/8



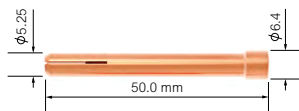
WLD 9/20

Part No.	Description	Electrode Size	
		mm	inch
P13N20	Standard Collet	0.5	0.020
P13N21	Standard Collet	1.0	0.040
P13N22	Standard Collet	1.6	1/16
P13N22M	Standard Collet	2.0	5/64
P13N23	Standard Collet	2.4	3/32



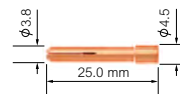
WLD 18/18SC

Part No.	Description	Electrode Size	
		mm	inch
P54N20	Standard Collet	4.0	5/32



WLD 20

Part No.	Description	Electrode Size	
		mm	inch
P13N24	Standard Collet	3.2	1/8



WLD 24W

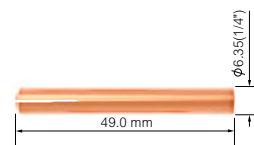
Part No.	Description	Electrode Size	
		mm	inch
P53N14	Standard Collet	1.6	1/16
P53N16	Standard Collet	1.0	0.040
P24C332	Standard Collet	2.4	3/32



Heavy Duty Collets

WLD 18SC

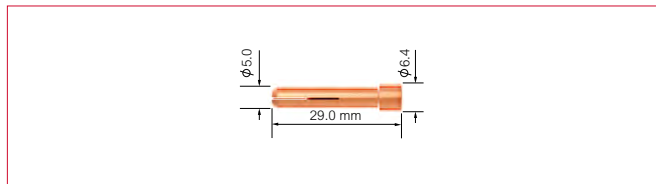
Part No.	Description	Electrode Size	
		mm	inch
P10N25HD	Heavy Duty Collet	3.2	1/8
P54N20HD	Heavy Duty Collet	4.0	5/32
P18C36	Heavy Duty Collet	4.8	3/16



Stubby Series Collets

WLD 17/18/26

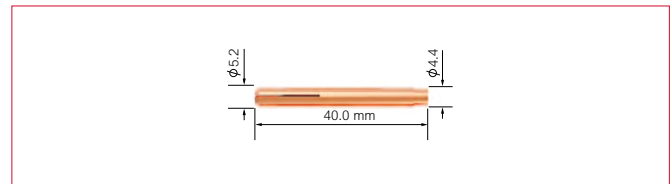
Part No.	Description	Electrode Size	
		mm	inch
P10N21S	Stubby Series Collet	0.5	0.020
P10N22S	Stubby Series Collet	1.0	0.040
P10N23S	Stubby Series Collet	1.6	1/16
P10N24S	Stubby Series Collet	2.4	3/32
P10N25S	Stubby Series Collet	3.2	1/8



Large Diameter Gas Lens Collets

WLD 9/20/20S

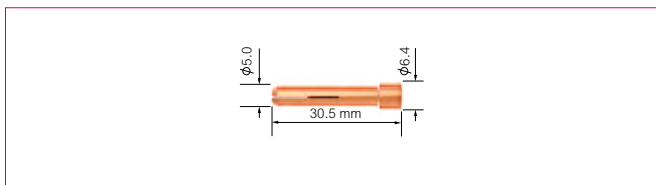
Part No.	Description	Electrode Size	
		mm	inch
P13N20L	Large Diameter Gas Lens Collet	0.5	0.020
P13N21L	Large Diameter Gas Lens Collet	1.0	0.040
P13N22L	Large Diameter Gas Lens Collet	1.6	1/16
P13N23L	Large Diameter Gas Lens Collet	2.4	3/32
P13N24L	Large Diameter Gas Lens Collet	3.2	1/8



Stubby Series Collets

WLD 17/18/26

Part No.	Description	Electrode Size	
		mm	inch
PSTB13N20	Stubby Series Collet	0.5	0.020
PSTB13N21	Stubby Series Collet	1.0	0.040
PSTB13N22	Stubby Series Collet	1.6	1/16
PSTB13N22M	Stubby Series Collet	2.0	5/64
PSTB13N23	Stubby Series Collet	2.4	3/32
PSTB13N24	Stubby Series Collet	3.2	1/8



Standard Collet Bodies

WLD 17/18/26

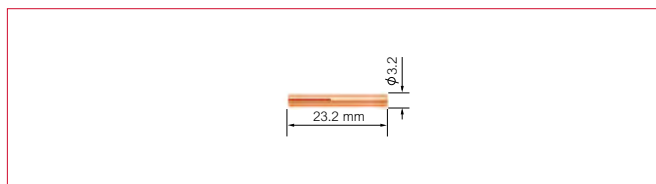
Part No.	Description	Electrode Size	
		mm	inch
P10N28	Standard Collet Body	3.2	1/8
P10N29	Standard Collet Body	0.5	0.020
P10N30	Standard Collet Body	1.0	0.040
P10N31	Standard Collet Body	1.6	1/16
P10N31M	Standard Collet Body	2.0	5/64
P10N32	Standard Collet Body	2.4	3/32



Gas Lens Collets


WLD 24W

Part No.	Description	Electrode Size	
		mm	inch
P53N64	Gas Lens Collet	1.6	1/16
P24GLC332	Gas Lens Collet	2.4	3/32



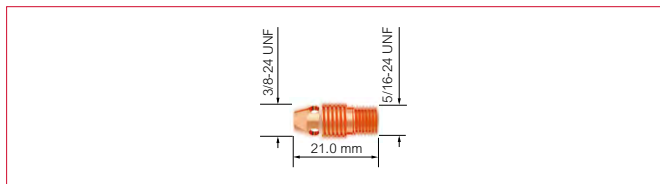
WLD 18

Part No.	Description	Electrode Size	
		mm	inch
P406488	Standard Collet Body	4.0	5/32



WLD 9/20

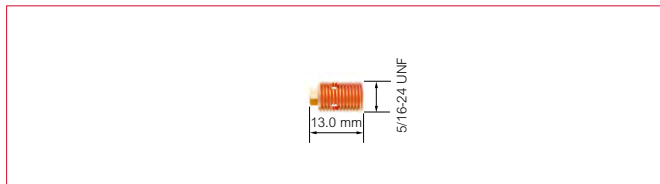
Part No.	Description	Electrode Size	
		mm	inch
P13N25	Standard Collet Body	0.5	0.020
P13N26	Standard Collet Body	1.0	0.040
P13N27	Standard Collet Body	1.6	1/16
P13N27M	Standard Collet Body	2.0	5/64
P13N28	Standard Collet Body	2.4	3/32
P13N29	Standard Collet Body	3.2	1/8



Standard Collet Bodies

WLD 24W

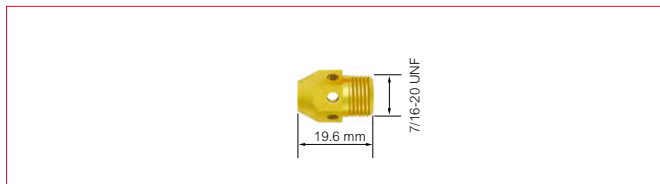
Part No.	Description	Electrode Size	
		mm	inch
P53N18	Standard Collet Body	1.0	0.040
P53N19	Standard Collet Body	1.6	1/16
P24CB332	Standard Collet Body	2.4	3/32



Heavy Duty Collet Bodies

WLD 18SC

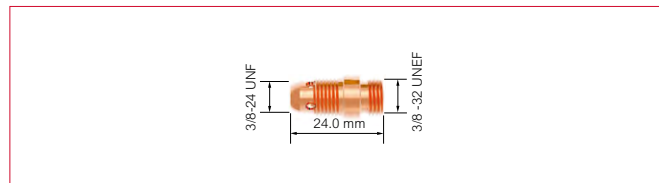
Part No.	Description	Bore
		mm
PNCB-53	Standard Nose Collet Body	5.0
PNCB-36	Heavy Duty Nose Collet Body	3.4



Stubby Collet Bodies

WLD 17/18/26

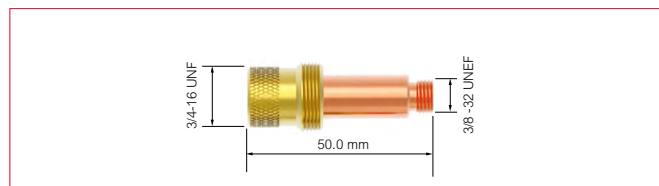
Part No.	Description	Bore
		mm
P17CB20	Stubby Collet Body	3.5



Gas Lens Bodies

WLD 17/18/26

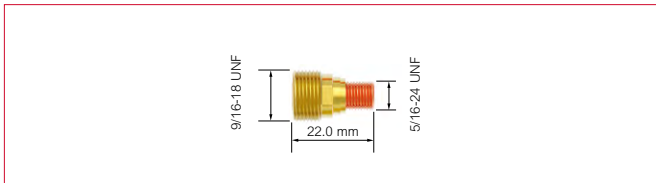
Part No.	Description	Electrode Size	
		mm	
P45V24	Gas Lens Body	1.0	0.040
P45V25	Gas Lens Body	1.6	1/16
P45V25M	Gas Lens Body	2.0	5/64
P45V26	Gas Lens Body	2.4	3/32
P45V27	Gas Lens Body	3.2	1/8
P45V28	Gas Lens Body	4.0	5/32
P45V29	Gas Lens Body	0.5	0.020



Gas Lens Bodies

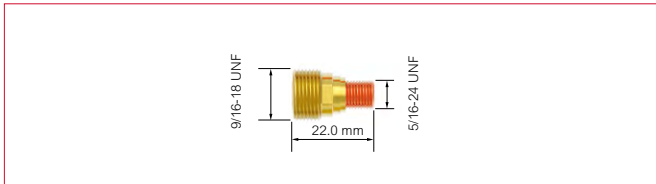
WLD 9/20/24W

Part No.	Description	Electrode Size	
		mm	inch
P45V41	Gas Lens Body	0.5	0.020
P45V42	Gas Lens Body	1.0	0.040
P45V43	Gas Lens Body	1.6	1/16
P45V43M	Gas Lens Body	2.0	5/64
P45V44	Gas Lens Body	2.4	3/32



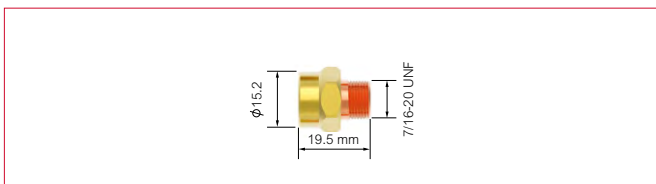
WLD 9/20

Part No.	Description	Electrode Size	
		mm	inch
P45V45	Gas Lens Body	3.2	1/8



WLD 18SC

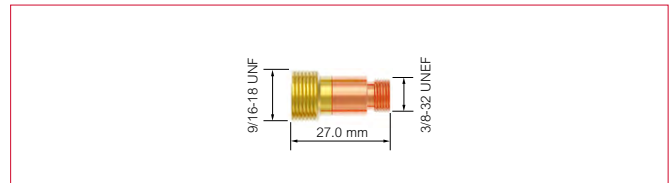
Part No.	Description	Electrode Size	
		mm	inch
P18GL16	Gas Lens Body	1.6	1/16
P18GL32	Gas Lens Body	2.4	3/32
P18GL18	Gas Lens Body	3.2	1/8
P18GL53	Gas Lens Body	4.0	5/32
P18GL36	Gas Lens Body	4.8	3/16



Stubby Gas Lens Bodies

WLD 17/18/26

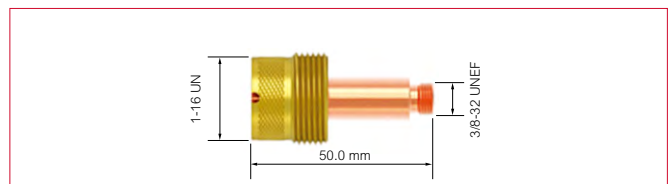
Part No.	Description	Electrode Size	
		mm	inch
PSTB45V41	Stubby Gas Lens Body	0.5	0.020
PSTB45V42	Stubby Gas Lens Body	1.0	0.040
PSTB45V43	Stubby Gas Lens Body	1.6	1/16
PSTB45V43M	Stubby Gas Lens Body	2.0	5/64
PSTB45V44	Stubby Gas Lens Body	2.4	3/32
PSTB45V45	Stubby Gas Lens Body	3.2	1/8



Large Diameter Gas Lens Bodies

WLD 17/18/26

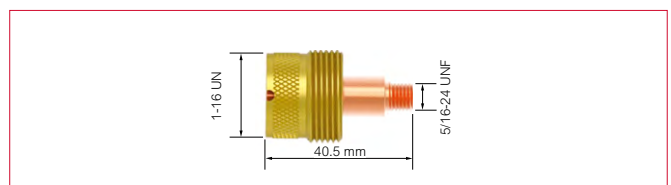
Part No.	Description	Electrode Size	
		mm	inch
P45V0204	Large Diameter Gas Lens Body	1.0	0.040
P45V116	Large Diameter Gas Lens Body	1.6	1/16
P45V64	Large Diameter Gas Lens Body	2.4	3/32
P45V63	Large Diameter Gas Lens Body	4.0	5/32
P995795	Large Diameter Gas Lens Body	3.2	1/8



Large Diameter Gas Lens Bodies

WLD 9/20

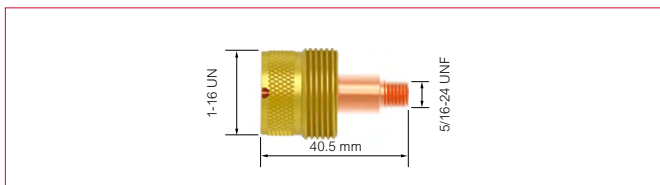
Part No.	Description	Electrode Size	
		mm	inch
P45V0204S	Large Diameter Gas Lens Body	1.0	0.040
P45V116S	Large Diameter Gas Lens Body	1.6	1/16
P45V64S	Large Diameter Gas Lens Body	2.4	3/32
P45V63S	Large Diameter Gas Lens Body	4.0	5/32



Standard Ceramic

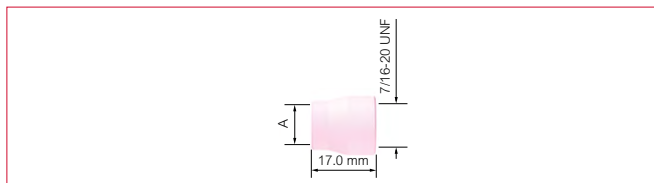
WLD 20

Part No.	Description	Electrode Size	
		mm	inch
P995795S	Large Diameter Gas Lens Body	3.2	1/8



WLD 24W

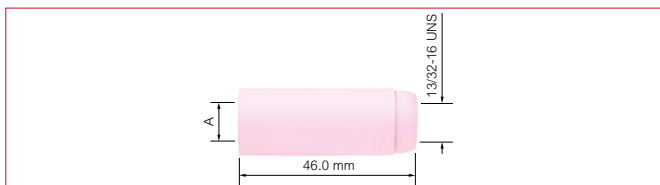
Part No.	Description	Size	BoreA	
			mm	inch
P53N24	Standard Ceramic Cup	4	6	1/4
P53N25	Standard Ceramic Cup	5	8	5/16
P53N27	Standard Ceramic Cup	6	10	3/8



Standard Ceramic Cups

WLD 17/18/26

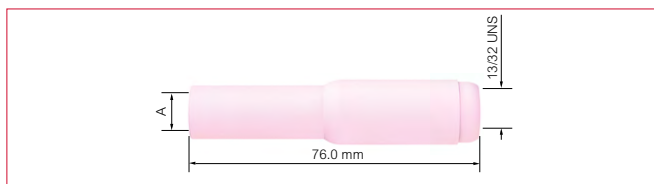
Part No.	Description	Size	BoreA	
			mm	inch
P10N44	Standard Ceramic Cup	12	19	3/4
P10N45	Standard Ceramic Cup	10	16	5/8
P10N46	Standard Ceramic Cup	8	12.5	1/2
P10N47	Standard Ceramic Cup	7	11	7/16
P10N48	Standard Ceramic Cup	6	10	3/8
P10N49	Standard Ceramic Cup	5	8	5/16
P10N50	Standard Ceramic Cup	4	6	1/4



Standard Long Ceramic Cups

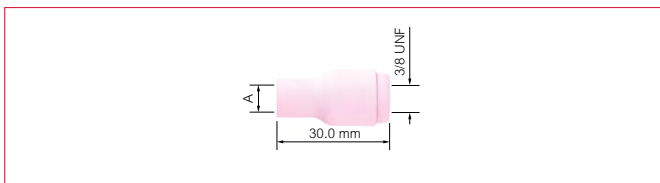
WLD 17/18/26

Part No.	Description	Size	BoreA	
			mm	inch
P10N47L	Standard Long Ceramic Cup	7L	11	7/16
P10N48L	Standard Long Ceramic Cup	6L	10	3/8
P10N49L	Standard Long Ceramic Cup	5L	8	5/16



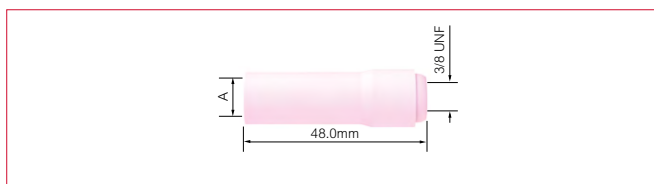
WLD 9/17/18/20/26

Part No.	Description	Size	BoreA	
			mm	inch
P13N08	Standard Ceramic Cup	4	6	1/4
P13N09	Standard Ceramic Cup	5	8	5/16
P13N10	Standard Ceramic Cup	6	10	3/8
P13N11	Standard Ceramic Cup	7	11	7/16
P13N12	Standard Ceramic Cup	8	12.5	1/2
P13N13	Standard Ceramic Cup	10	16	5/8



WLD 9/20

Part No.	Description	Size	BoreA	
			mm	inch
P796F70	Standard Long Ceramic Cup	3	5	3/16
P796F71	Standard Long Ceramic Cup	4	6	1/4
P796F72	Standard Long Ceramic Cup	5	8	5/16
P796F73	Standard Long Ceramic Cup	6	10	3/8




Wear Parts

Extra Long Ceramic Cup

WLD 9/20


Part No.	Description	Size	BoreA	
			mm	inch
P796F74	Standard Extra Long Ceramic Cup	3	5	3/16
P796F75	Standard Extra Long Ceramic Cup	4	6	1/4
P796F76	Standard Extra Long Ceramic Cup	5	8	5/16
P796F77	Standard Extra Long Ceramic Cup	6	10	3/8



Long Gas Lens Ceramic Cups

WLD 17/18/18SC/26

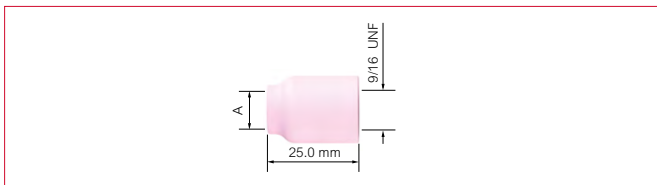
Part No.	Description	Size	BoreA	
			mm	inch
P54N15L	Long Gas Lens Ceramic Cup	7	11	7/16
P54N16L	Long Gas Lens Ceramic Cup	6	10	3/8
P54N17L	Long Gas Lens Ceramic Cup	5	8	5/16



Gas Lens Cups

WLD 9/17/18/20/24W/26

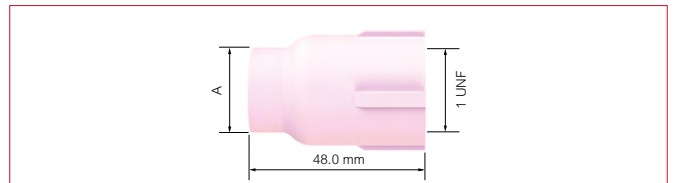
Part No.	Description	Size	BoreA	
			mm	inch
P53N58	Gas Lens Cup	4	6	1/4
P53N59	Gas Lens Cup	5	8	5/16
P53N60	Gas Lens Cup	6	10	3/8
P53N61	Gas Lens Cup	7	11	7/16
P53N61S	Gas Lens Cup	8	12.5	1/2



Large Diameter Gas Lens Cups

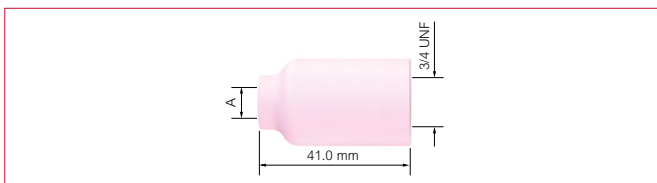
WLD 9/17/18/20/26

Part No.	Description	Size	BoreA	
			mm	inch
P57N74	Large Diameter Gas Lens Cup	8	12.5	1/2
P57N75	Large Diameter Gas Lens Cup	6	10	3/8
P53N87	Large Diameter Gas Lens Cup	12	19	3/4
P53N88	Large Diameter Gas Lens Cup	10	16	5/8

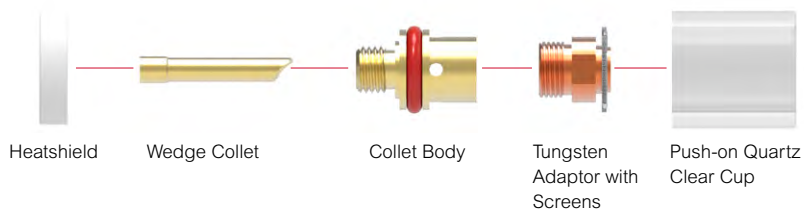


WLD 17/18/18SC/26

Part No.	Description	Size	BoreA	
			mm	inch
P54N14	Gas Lens Cup	8	12.5	1/2
P54N15	Gas Lens Cup	7	11	7/16
P54N16	Gas Lens Cup	6	10	3/8
P54N17	Gas Lens Cup	5	8	5/16
P54N18	Gas Lens Cup	4	6	1/4
P54N19	Gas Lens Cup	11	17	11/16



Quartz Tig Consumables Kits 9,20 Series



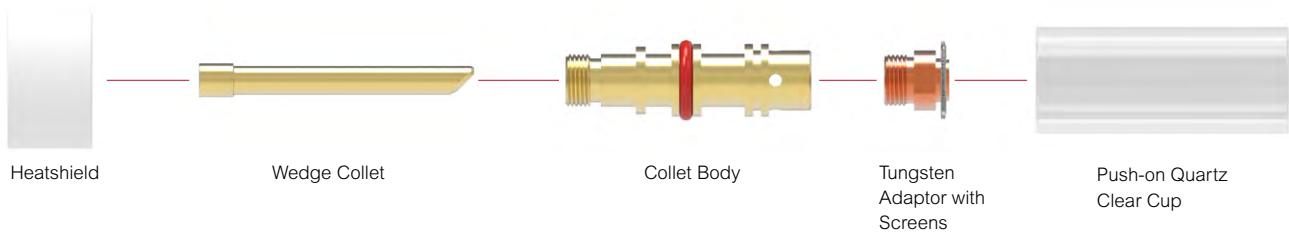
Part No.	Description
PGS920P-16 Quartz Tig Consumables Kit 1.6mm	Push-on Quartz Clear Cup Tungsten Adaptor with Screens 1.6mm Collet Body Wedge Collet 1.6mm Heatshield

Part No.	Description
PGS920P-24 Quartz Tig Consumables Kit 2.4mm	Push-on Quartz Clear Cup Tungsten Adaptor with Screens 2.4mm Collet Body Wedge Collet 2.4mm Heatshield

Part No.	Description
PGS920P-32 Quartz Tig Consumables Kit 3.2mm	Push-on Quartz Clear Cup Tungsten Adaptor with Screens 3.2mm Collet Body Wedge Collet 3.2mm Heatshield

Quartz Tig Consumables

Quartz Tig Consumables Kits 17,18,26 Series

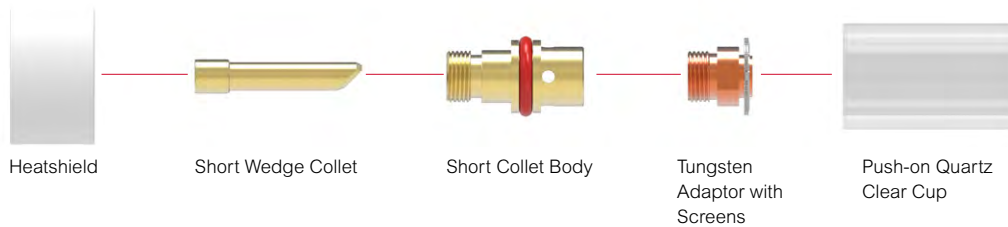


Part No.	Description
PGS171826P-16 Quartz Tig Consumables Kit 1.6mm	Push-on Quartz Clear Cup Tungsten Adaptor with Screens 1.6mm Collet Body Wedge Collet 1.6mm Heatshield

Part No.	Description
PGS171826P-24 Quartz Tig Consumables Kit 2.4mm	Push-on Quartz Clear Cup Tungsten Adaptor with Screens 2.4mm Collet Body Wedge Collet 2.4mm Heatshield

Part No.	Description
PGS171826P-32 Quartz Tig Consumables Kit 3.2mm	Push-on Quartz Clear Cup Tungsten Adaptor with Screens 3.2mm Collet Body Wedge Collet 3.2mm Heatshield

Quartz Tig Consumables Kits 17,18,26 Series




Part No.	Description
PGS171826P-16S Quartz Tig Consumables Kit 1.6mm	Push-on Quartz Clear Cup Tungsten Adaptor with Screens 1.6mm Short Collet Body Short Wedge Collet 1.6mm Heatshield

Part No.	Description
PGS171826P-24S Quartz Tig Consumables Kit 2.4mm	Push-on Quartz Clear Cup Tungsten Adaptor with Screens 2.4mm Short Collet Body Short Wedge Collet 2.4mm Heatshield

Part No.	Description
PGS171826P-32S Quartz Tig Consumables Kit 3.2mm	Push-on Quartz Clear Cup Tungsten Adaptor with Screens 3.2mm Short Collet Body Short Wedge Collet 3.2mm Heatshield


Push-on Quartz Clear Cups

Part No.	Description	Length	Model
1 P2-P7PC	Push-on Quartz Clear Cup	25mm	9/20
2 P2-P8PC	Push-on Quartz Clear Cup	32.5mm	All
3 P3-P8PC	Push-on Quartz Clear Cup	47mm	17/18/26






Tungsten Adaptor with Screens

Part No.	Description	Electrode Size		Model
		mm	inch	
PTAS-GS16	Tungsten Adaptor with Screens	1.6	1/16	All
PTAS-GS24	Tungsten Adaptor with Screens	2.4	3/32	All
PTAS-GS32	Tungsten Adaptor with Screens	3.2	1/8	All



Collet Bodies

Part No.	Description	Model
1 PCB2-GS1	Collet Body	9/20
2 PCB3-GS	Collet Body	17/18/26
3 PCB4-GS	Short Collet Body	17/18/26



Wedge Collets

Part No.	Description	Electrode Size		Model
		mm	inch	
1 P2CGS-16	Wedge Collet	1.6	1/16	9/20
P2CGS-24	Wedge Collet	2.4	3/32	9/20
P2CGS-32	Wedge Collet	3.2	1/8	9/20
2 P3CGS-16	Wedge Collet	1.6	1/16	17/18/26
P3CGS-24	Wedge Collet	2.4	3/32	17/18/26
P3CGS-32	Wedge Collet	3.2	1/8	17/18/26
3 P4CGS-16	Short Wedge Collet	1.6	1/16	17/18/26
P4CGS-24	Short Wedge Collet	2.4	3/32	17/18/26
P4CGS-32	Short Wedge Collet	3.2	1/8	17/18/26

















Heatshield

Part No.	Description	Model
1 PHSG920-1	Heatshield	9/20
2 PHSG171826	Heatshield	17/18/26


















WLD 9/20 Series

Standard Series					P796F Range Standard Extra Long Ceramic Cup
	P598882 Gasket	P13N Range Standard Collet	P13N Range Standard Collet Body		P796F Range Standard Long Ceramic Cup
					P13N Range Standard Ceramic Cup
Gas Lens Series					P53N Range Gas Lens Ceramic Cup
	P598882 Gasket	P13N Range Standard Collet	P45V Range Gas Lens Body		
Large Gas Lens Series					Large Diameter Gas Lens Ceramic Cup
	P54N63-20 Gasket	P13NL Range Large Diameter Gas Lens Collet	P45V Range Large Diameter Gas Lens Body		

* Wear parts Part No. and sizes are available on pages 28-33

WLD 17/18/26 Series

Standard Series					P10N Range Standard Long Ceramic Cup	
	P18CG Gasket	P10N Range Standard Collet	P10N Range Standard Collet Body		P10N Range Standard Ceramic Cup	
Stubby Series					P13N Range Standard Ceramic Cup	
	P18CG20 Gasket	P10N Range Stubby Collet	P17CB20 Stubby Collet Body			
Gas Lens Series						P54N Range Long Gas Lens Ceramic Cup
	P18CG Gasket	P54N01 Gasket	P10N Range Standard Collet	P45 Range Gas Lens Body		P54N Range Gas Lens Ceramic Cup

Wear Parts Configuration Tables

Stubby Gas Lens Series



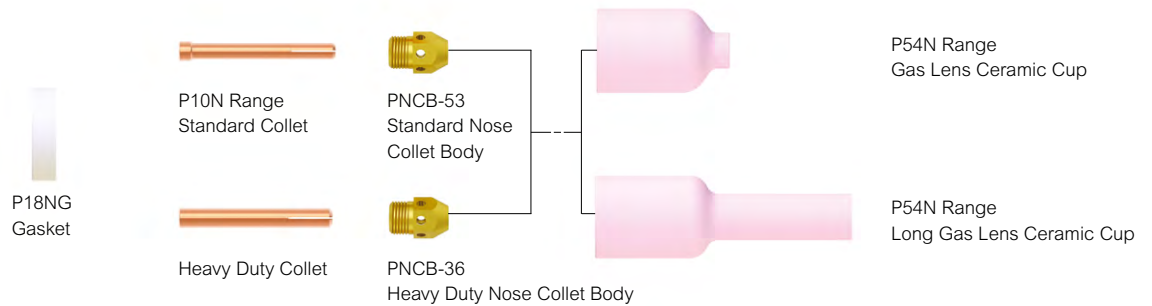
Large Gas Lens Series



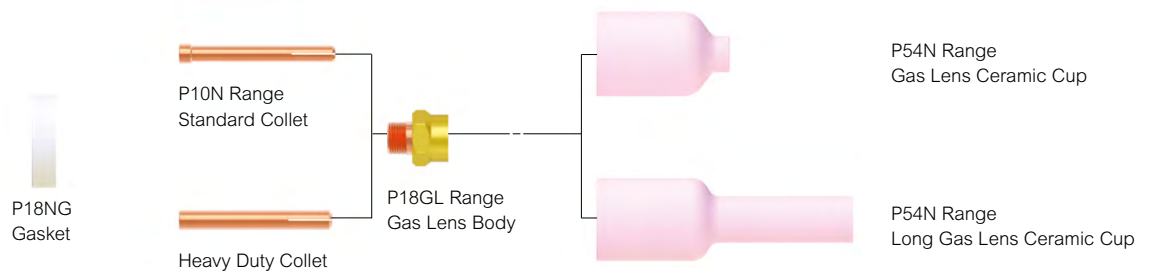
* Wear parts Part No. and sizes are available on pages 28-33

WLD 18SC Series

Standard Series



Gas Lens Series



* Wear parts Part No. and sizes are available on pages 28-33

WLD 24W Series


Standard Series



* Wear parts Part No. and sizes are available on pages 28-33

WP 9/17

Part No.	Description
1 P0315071	Insulation Boot
2 P57Y01RB-APC1	Power Cable 12.5ft 3/8" UNF Rubber
P57Y03RB-APC1	Power Cable 25ft 3/8" UNF Rubber
3 PWC-3-12	Zipper Cover-12ft (3.6m) 25mm Bore
PWC-3-25	Zipper Cover-25ft (7.6m) 25mm Bore



WP 26

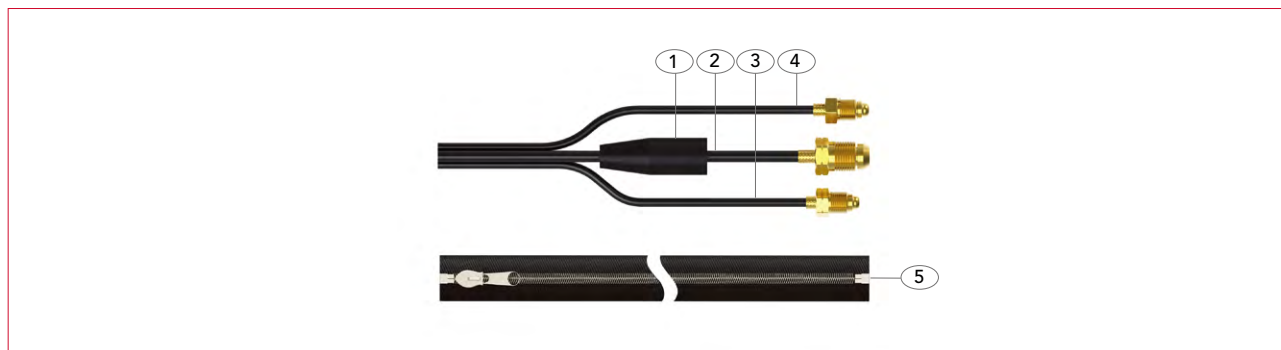
Part No.	Description
1 P0315071	Insulation Boot
2 P46V28R-APC3	Power Cable X 12.5ft 7/8" UNF Rubber
P46V30R-APC3	Power Cable X 25ft 7/8" UNF Rubber
3 PWC-4-12	Zipper Cover-12ft (3.6m) 30mm Bore
PWC-4-25	Zipper Cover-25ft (7.6m) 30mm Bore



USA Termination


WP 20/24W

Part No.	Description
1 P0315071	Insulation Boot
2 P45V03OB-APC4	Power Cable x12.5ft 7/8" UNF LH Male O/B
P45V04OB-APC4	Power Cable x25ft 7/8" UNF LH Male O/B
3 P45V07-WF2	Water Hose x12.5ft 5/8" UNF LH Male PVC
P45V08-WF2	Water Hose x25ft 5/8" UNF LH Male PVC
4 P45V09-GS7	Gas Hose x12.5ft 5/8" UNF Male PVC
P45V10-GS7	Gas Hose x25ft 5/8" UNF Male PVC
5 PWC-3-12	Zipper Cover-12ft (3.6m) 25mm Bore
PWC-3-25	Zipper Cover-25ft (7.6m) 25mm Bore



WP 18/18SC

Part No.	Description
1 P0315071	Insulation Boot
2 P40V64RB-APC4	Power Cable x12.5ft 7/8" UNF LH Male Rubber
P41V29RB-APC4	Power Cable x25ft 7/8" UNF LH Male Rubber
3 P45V07OB-WF2	Water Hose x12.5ft 5/8" UNF LH Male O/B
P45V08OB-WF2	Water Hose x25ft 5/8" UNF LH Male O/B
4 P45V09OB-GS7	Gas Hose x12.5ft 5/8" UNF Male O/B
P45V10OB-GS7	Gas Hose x25ft 5/8" UNF Male O/B
5 PWC-4-12	Zipper Cover-12ft (3.6m) 30mm Bore
PWC-4-25	Zipper Cover-25ft (7.6m) 30mm Bore





POWERWELD

INDIANA

PowerWeld Corporation

2501 Beech Street
Valparaiso, Indiana 46383, U.S.A.
Telephone: (800)826-9073
Facsimile: (888) 684-3759

Local Numbers

Telephone: (219)462-8700
Facsimile: (219) 462-2424
www.powerweldinc.com
sales@powerweldinc.com

TEXAS

PowerWeld Corporation

602 E. Avenue K,
Grand Prairie, Texas 75050, U.S.A.
Telephone: (855)780-9353(weld)
Facsimile: (855)785-9353(weld)

Local Numbers

Telephone: (972)641-9353(weld)
Facsimile: (972)641-9354
www.powerweldinc.com
sales@powerweldinc.com

ONTARIO

Techniweld Corporation

2300 Winston Park Drive
Oakville, Ontario, L6H 7T7 Canada
Telephone: 1-800-268-4833
Facsimile: 1-800-463-0790

Local Numbers

Phone: (905)829-8780
Fax: (905)829-5660
www.techniweld.com
sales@techniweld.com

ALBERTA

Techniweld Corporation

9637A 45th Avenue
Edmonton, Alberta, T6E 5Z8 Canada
Telephone: 1-800-661-9880
Facsimile: 1-800-635-3185

Local Numbers

Phone: (780)434-1117
Fax: (780)434-1188
www.techniweld.com
sales@techniweld.com

