

SUREGRIP ONE **TIG SERIES**

One Model – Infinite Configurability – Worldwide Connectivity



Welding Tools for the Professional

A Smart Approach

Parker Torchology is shaped by people with vision, a passion for improvement and a belief in delivering the very best Welding and Cutting Torch Range in the World.

We expect a great deal from our products, so we ask a lot of ourselves and our engineers.

Our mantra: **Innovation, Technology, Performance.**



DNA

Design and Engineering excellence are at the core of everything we do.

Every torch we build is driven by our relentless pursuit of perfection.

Premium Features

At Parker Torchology we do things differently, we strive to solve your problems with the perfect product to suit your needs. We create smart product features encased in cutting-edge design to ensure you always have the best tools to hand.





Production


A fusion of precision production engineering, our bespoke processing techniques and a fanatical attention to detail ensures every welding torch we produce is worthy of the Parker Torchology name.

Testing, Testing, Testing

It takes patience to develop a new product, it's a lot more than a great idea.

Product development is an iterative process, trying something over and over, changing one small variable at a time.

We build endless prototypes and test pieces that undergo months of rigorous testing. Only once a product has passed up to 88 different test procedures, with every single part tested separately do we consider our latest designs ready for market.



Partners

Our customers and business partners play a vital role in our development. With the core aim to strive together, we work with end-users, distributors and academic institutions alike.

As a result we share fundamental values in order to succeed in our respective market places, supporting economic growth and collaborative opportunities with others.



A Bright Future

Technology doesn't stand still, which is why we are constantly innovating to bring you the best products on the market.

Our strong vision and focused innovation strategy, not to mention our passion to revolutionize the industry, ensure that Parker Torchology is a byword for excellence.

We Talk Torches

Suregrip One Tig Torch Range

One Model – Infinite Configurability– Worldwide Connectivity

Contents

Suregrip One Tig Range Features Focus	6
Suregrip One Tig Range Overview and Ratings	8

Suregrip One Specification Information

Torch Body Options	14
Handles and Modules Explained	16
Switch Options	17

Torch Range

Suregrip One SGT 9	18
Suregrip One SGT 17	20
Suregrip One SGT 26	22
Suregrip One SGT 24W	24
Suregrip One SGT 20	26
Suregrip One SGT 20S - Supercool	28
Suregrip One SGT 18	30
Suregrip One SGT 18SC - Supercool	32

Suregrip One SGT 125M	34
Suregrip One SGT 250M	36

Suregrip One SGT A150 New	38
Suregrip One SGT A200 New	39
Suregrip One SGT W225 New	40

Suregrip One SGTCW 17	42
Suregrip One SGTCW 26	44
Suregrip One SGTCW 18	46
Suregrip One SGTCW 18SC - Supercool	48
Suregrip One SGTETCW 17	50
Suregrip One SGTETCW 26	52
Suregrip One SGTETCW 18	54
Suregrip One SGTETCW 18SC - Supercool	56

Suregrip One SGTHW 18SC - Supercool	58
--	----

Termination Options - New Additions	60
Quick Fit Switch Wire Plugs	66
Torch Package Configurators	67
Cable Extensions New	76

Wear Parts	78
Quartz Tig Consumables	85
Modular Kits New	89
Accessory Kits New	92
Wear Parts Configuration Tables	93
Rear-End Spare Parts	99

Suregrip One Series

Multi-Just Series

New Modular Series

Allows Customization of a single torch to multiple configurations

Cold-Wire Series

Hot-Wire Series

Suregrip One Tig Torch Range

Suregrip Tig torches are built to the highest product specification, utilizing the finest materials. High-end product features, handle ergonomics and flexibility provide a superior level experience.

Welding Tools for The Professional

100% Weldcraft® Compatibility Guaranteed



Quality Wear Parts

Wear parts are manufactured to the same specifications as the original Weldcraft® ensuring reliability, longevity and superior performance

An extensive range of wear part options include

- Standard and stubby collets and collet bodies
- Standard and stubby gas lens series
- Large diameter gas lens series
- Standard and large diameter Pyrex cups and gas lens bodies

Ergonomics – For Comfort and Handleability

Every detail has been considered to ensure the welder has the very best handling in all positions

- Patented handle sets with large surface area soft grips for improved balance and positionability
- Knuckle joints enable small movements of the torch independently of the cable assembly



"Plug and Play" Configurability

All switches 'plug and play' - no tools required

- Torch packages are supplied with a patented 5 core 'plug and play' switch port
- One access for fault analysis and repair
- An extensive range of switch options to suit all machine control requirements

Premium Torch Bodies

Produced from premium grade silicon rubber for highest possible performance levels

- Torch bodies available in standard, flexible, long flexible and special access options
- Flex neck coil elements developed with specific grade coppers for extended flex life



Features Focus

One Model – Infinite Configurability – Worldwide Connectivity



Superior Flexibility and Durability

Cable set materials enhanced to improve service life


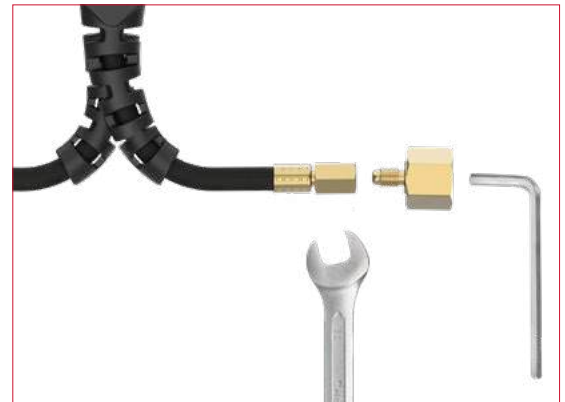
- Premium grade hose materials demonstrably improve flexibility and service life
- Front-end leather protection hose
- Liquid-Cooled cable power conductors have an added coating to prevent premature corrosion from poor quality water and coolant additives
- 'Plug and Play' Extension cables available in 8m and 16m length **New**

Rapid Fit Connection System **New**

A flexible system enables quick and easy changeover of Gas and Liquid supply hoses at Point of Sale

No special tools required - all you need is a standard spanner and Allen key

- No need for cutting and recrimping terminations
- All terminations interchange on a common hose connector



Rapid Fit Switch Plugs **New**

'Plug and play' Configurability

All switch plugs 'plug and play' - no soldering required

- An extensive range of switch plugs to suit all machine control requirements

Point of Sale Configurability

A universal termination system that allows interchangeability of various machine connector types on one common cable assembly

Modular system includes: -

- Dinse
- European
- USA
- British
- Gas Through

New Additions





Model	SGT 9	SGT 17	SGT 26	SGT 24W
Technical Data				
Cooling Method	Air-Cooled	Air-Cooled	Air-Cooled	Liquid-Cooled
Rating: DC	125A	150A	180A	180A
AC	90A	105A	125A	125A
Duty Cycle:	35%	35%	35%	100%
Electrode Size:	1.0-2.4	1.0-3.2	1.0-4.0	0.5-2.4
Minimum Water Flow	-	-	-	0.9 l/min
Minimum Water Inlet Pressure	-	-	-	2.0 Bar
Minimum Cooling Requirements	-	-	-	600W
Maximum Water Inlet Pressure	-	-	-	5.0 Bar
Maximum Water Inlet Temperature	-	-	-	50°C

Suregrip One Tig Torch Range

Ratings: 125 Amp to 410 Amp, Mixed Gas



Model	SGT 20	SGT 20S Supercool	SGT 18	SGT 18SC Supercool
Technical Data				
Cooling Method	Liquid-Cooled	Liquid-Cooled	Liquid-Cooled	Liquid-Cooled
Rating: DC	225A	340A	380A	410A
AC	160A	240A	270A	290A
Duty Cycle:	100%	100%	100%	100%
Electrode Size:	1.0-3.2	1.0-3.2	1.0-4.0	1.0-4.8
Minimum Water Flow	1.0 l/min	1.5 l/min	1.0 l/min	1.0 l/min
Minimum Water Inlet Pressure	2.0 Bar	2.0 Bar	2.0 Bar	2.0 Bar
Minimum Cooling Requirements	700W	1000W	900W	1000W
Maximum Water Inlet Pressure	5.0 Bar	5.0 Bar	5.0 Bar	5.0 Bar
Maximum Water Inlet Temperature	50°C	50°C	50°C	50°C

Suregrip One Multi-Just Tig Torch Range

Ratings: 125 Amp to 410 Amp, Mixed Gas



Model

SGT 125M
Multijust

SGT 250M
Multijust

Technical Data

Cooling Method	Air-Cooled	Liquid-Cooled
Rating: DC	150A	250A
AC	105A	175A
Duty Cycle:	35%	100%
Electrode Size:	1.0-3.2	1.0-4.0
Minimum Water Flow	-	1.0 l/min
Minimum Water Inlet Pressure	-	2.0 Bar
Minimum Cooling Requirements	-	800W
Maximum Water Inlet Pressure	-	5.0 Bar
Maximum Water Inlet Temperature	-	50°C

Suregrip One Modular Tig Torch Range

Ratings: 125 Amp to 410 Amp, Mixed Gas



Model	SGT A150 Modular	SGT A200 Modular	SGT W225 Flex Modular
Technical Data			
Cooling Method	Air-Cooled	Air-Cooled	Liquid-Cooled
Rating: DC	150A	180A	225A
AC	115A	125A	160A
Duty Cycle:	35%	35%	100%
Electrode Size:	1.0-3.2	1.0-4.0	1.0-3.2
Minimum Water Flow	-	-	1.0 l/min
Minimum Water Inlet Pressure	-	-	2.0 Bar
Minimum Cooling Requirements	-	-	700W
Maximum Water Inlet Pressure	-	-	5.0 Bar
Maximum Water Inlet Temperature	-	-	50°C

Suregrip One Cold-Wire Tig Torch Range

Ratings: 125 Amp to 410 Amp, Mixed Gas



Model

SGTCW17
Cold-Wire

SGTCW26
Cold-Wire


SGTCW18
Cold-Wire

Technical Data

Cooling Method	Air-Cooled	Air-Cooled	Liquid-Cooled
Rating: DC	150A	180A	380A
AC	105A	125A	270A
Duty Cycle:	35%	35%	100%
Electrode Size:	1.0-3.2	1.0-4.0	1.0-4.0
Wire Diameter:	0.8-1.0	0.8-1.0	1.0-1.2
Minimum Water Flow	-	-	1.0 l/min
Minimum Water Inlet Pressure	-	-	2.0 Bar
Minimum Cooling Requirements	-	-	900W
Maximum Water Inlet Pressure	-	-	5.0 Bar
Maximum Water Inlet Temperature	-	-	50°C

Suregrip One Cold / Hot-Wire Tig Torch Range

Ratings: 125 Amp to 410 Amp, Mixed Gas



Model

SGTCW18SC
Cold-Wire Supercool

SGTHW18SC
Hot-Wire Supercool

Technical Data

Cooling Method	Liquid-Cooled	Liquid-Cooled
Rating: DC	410A	410A
AC	290A	290A
Duty Cycle:	100%	100%
Electrode Size:	1.0-4.8	1.0-4.8
Wire Diameter:	1.0-1.2	1.0-1.2
Minimum Water Flow	1.0 l/min	1.0 l/min
Minimum Water Inlet Pressure	2.0 Bar	2.0 Bar
Minimum Cooling Requirements	1000W	1000W
Maximum Water Inlet Pressure	5.0 Bar	5.0 Bar
Maximum Water Inlet Temperature	50°C	50°C

Suregrip One Tig Torch Heads are 100% Weldcraft OEM interchangeable.

Air and Liquid-Cooled torch bodies are offered with a choice of standard and flexible options. Flexible options have the ability to be manipulated into different positions.

In applications where torch head repositioning is a daily requirement, the special access series is recommended.



Air-Cooled Series

Suregrip SGT 9 Series Torch Body Options

0.040" - 3/32"/1.0mm-2.4mm electrodes.

Rating: 125A DC, 90A AC, @ 35%



Suregrip SGT 17 Series Torch Body Options

0.040" - 1/8"/1.0mm-3.2mm electrodes.

Rating: 150A DC, 105A AC, @ 35%



Suregrip SGT 26 Series Torch Body Options

0.040" - 5/32"/1.0mm-4.0mm electrodes.

Rating: 180A DC, 125A AC, @ 35%



Liquid-Cooled Series

Suregrip SGT 24W Series Torch Body Options

0.020" - 3/32"/0.5mm-2.4mm electrodes.

Rating: 180A DC, 125A AC, @ 100%



Suregrip SGT 20 Series Torch Body Options

0.040" - 1/8"/1.0mm-3.2mm electrodes.

Rating: 225A DC, 160A AC, @ 100%



Rating: 340A DC, 240A AC, @ 100%



Suregrip One Tig Torch Range

Torch Body Options

Suregrip SGT 18 Series Torch Body Options

0.040" - 5/32"/1.0mm-4.0mm electrodes.
Rating: 380A DC, 270A AC, @ 100%



Suregrip SGT 18SC Series Torch Body Options


0.040" - 3/16"/1.0mm-4.8mm electrodes.
Rating: 410A DC, 290A AC, @ 100%

Multijust Special Access Series

Recommended in applications where repeated adjustments of the head position are an everyday occurrence. Designed to rotate through 180° in the handle and through 360° from the two-piece torch body.

Suregrip SGT 125 Multijust Series Torch Body Options

0.040" - 1/8"/1.0mm-3.2mm electrodes.



SGT 125 PM9-90

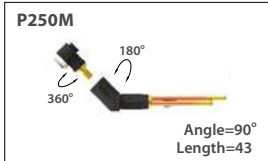
Rating: 95A DC, 65A AC @ 35%

SGT 125 PM17-90

Rating: 150A DC, 105A AC @ 35%

Suregrip SGT 250 Multijust Series Torch Body Options

0.040" - 5/32"/1.0mm-4.0mm electrodes.



SGT 250 PM9-90

Rating: 225A DC, 160A AC @ 100%

SGT 250 PM17-90

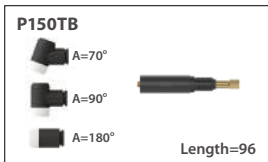
Rating: 250A DC, 175A AC @ 100%

Modular Series

Designed to provide easy access to difficult to reach areas with one torch package and multiple head sizes and angles.

Suregrip SGT A150 Series Torch Body Options

0.040" - 1/8"/1.0mm-3.2mm electrodes.



SGT A150 (P17 series heads)

Rating: 150A DC, 115A AC, @ 60%

SGT A150 (P17 series heads)

Rating: 150A DC, 115A AC, @ 60%

Suregrip SGT A200 Series Torch Body Options

0.040" - 1/8"/1.0mm-3.2mm electrodes.



SGT A200 (P17 series heads)

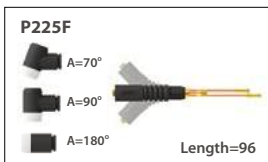
Rating: 180A DC, 125A AC, @ 60%

SGT A200 (P17 series heads)

Rating: 180A DC, 125A AC, @ 60%

Suregrip SGT W225 Flex Series Torch Body Options

0.040" - 1/8"/1.0mm-3.2mm electrodes.



SGT W225 (P18 series heads)

Rating: 225A DC, 160A AC, @ 100%

SGT W225 (P20 series heads)

Rating: 200A DC, 140A AC, @ 100%

SGT W225 (P24 series heads)

Rating: 160A DC, 115A AC, @ 100%

Suregrip One Handle Systems

Two sizes of handle are utilized for the range with a fully interchangeable series of switch options.



Switch Interchangeability

Switches are "plug and play" and can be exchanged in seconds without the use of tools.



Open Canopy

Remove Switch

Switch Replacement

Canopy Replacement

Close Canopy

Suregrip One Tig Torch Range

Switch Modules

Torch packages are supplied with a 5 core "plug and play" switch wire assembly and a momentary switch as standard.

- Torch packages can be ordered with or without switches.
- All switch options interchange across the range.
- All replacement switch kits include switch modules and housings.

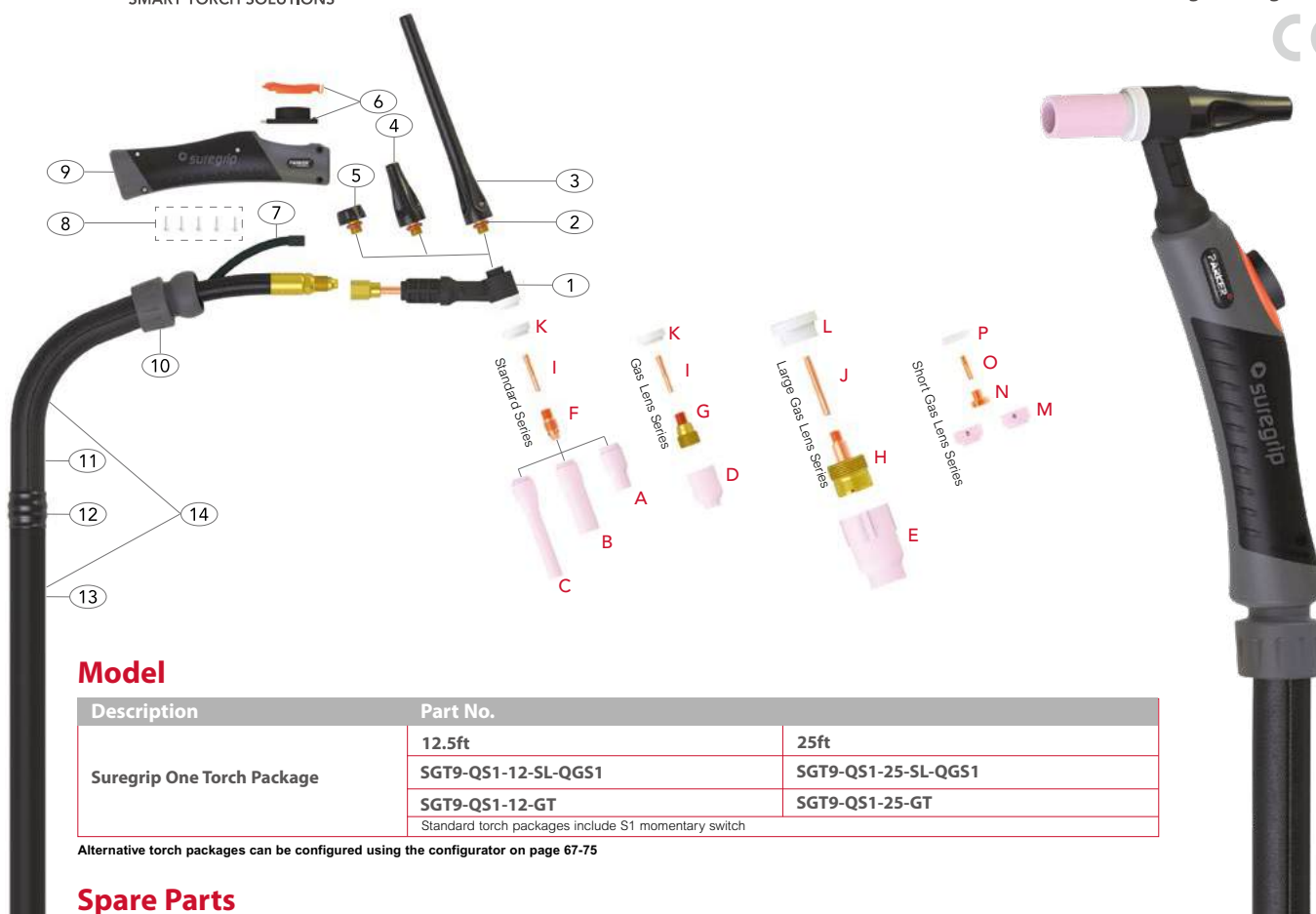


Part No.	Description
1 PERBS	Blank Kit
Part No.	Description
2 PER1MS	Momentary Kit
Part No.	Description
3 PER1LS	Lever Momentary Kit
Part No.	Description
4 PER1MT	Maintained Switch Kit
Part No.	Description
5 PER2MS	2 Button Momentary Kit
Part No.	Description
6 PER3MS	3 Button Momentary Kit
Part No.	Description
7 PER4MS	4 Button Momentary Kit
Part No.	Description
8 PER1MS-1	Button Momentary Kit+1K Vertical Potentiometer
PER1MS-5	Button Momentary Kit+5K Vertical Potentiometer
PER1MS-10	Button Momentary Kit+10K Vertical Potentiometer
PER1MS-25	Button Momentary Kit+25K Vertical Potentiometer
Part No.	Description
9 PER1MT-1	Button Maintained Kit+1K Vertical Potentiometer
PER1MT-5	Button Maintained Kit+5K Vertical Potentiometer
PER1MT-10	Button Maintained Kit+10K Vertical Potentiometer
PER1MT-25	Button Maintained Kit+25K Vertical Potentiometer
Part No.	Description
10 PER1MS-1H	Button Momentary Kit+1K Horizontal Potentiometer
PER1MS-5H	Button Momentary Kit+5K Horizontal Potentiometer
PER1MS-10H	Button Momentary Kit+10K Horizontal Potentiometer
PER1MS-25H	Button Momentary Kit+25K Horizontal Potentiometer
Part No.	Description
11 PER1MT-1H	Button Maintained Kit+1K Horizontal Potentiometer
PER1MT-5H	Button Maintained Kit+5K Horizontal Potentiometer
PER1MT-10H	Button Maintained Kit+10K Horizontal Potentiometer
PER1MT-25H	Button Maintained Kit+25K Horizontal Potentiometer
Part No.	Description
12 PER1MTS-1H	Rotate on/off 1K Potentiometer Switch Kit
PER1MTS-5H	Rotate on/off 5K Potentiometer Switch Kit
PER1MTS-10H	Rotate on/off 10K Potentiometer Switch Kit
PER1MTS-25H	Rotate on/off 25K Potentiometer Switch Kit

SGT 9 Suregrip One Tig Torch Range

Rating: 125A DC, 90A AC @ 35% duty cycle. Electrode Size: 1.0-2.4mm / 0.040"-3/32"

Air-Cooled Tig Welding Torch



Model

Description	Part No.	
Suregrip One Torch Package	12.5ft	25ft
	SGT9-QS1-12-SL-QGS1	SGT9-QS1-25-SL-QGS1
	SGT9-QS1-12-GT	SGT9-QS1-25-GT
	Standard torch packages include S1 momentary switch	

Alternative torch packages can be configured using the configurator on page 67-75

Spare Parts

Part No.	Description
1	PWP9 Torch Body Standard
2	P98W77 Back Cap 'O' Ring
3	P41V24 Back Cap Long
4	P41V35 Back Cap Medium
5	P41V33 Back Cap Short
6	PER1MS Momentary Kit
7	PERSWLQ4 Switch Lead 12.5ft
	PERSWLQ8 Switch Lead 25ft
8	PERSP1 Screw Pack
9	PERH100 Suregrip Small Ergo Tig Handle
10	PERKJ100 Small Knuckle Joint and Lock Nut
11	PERLC100-08 Leather Cover x 0.8mt
12	PERJK100 Jointing Repair Kit
13	PERNCS-32 Neoprene Cover x 3.2mt
	PERNCS-72 Neoprene Cover x 7.2mt

Part No.	Description
14	PERCO100-40 Sheath x 12.5ft Inc Leather Cover
	PERCO100-80 Sheath x 25ft Inc Leather Cover

Need a Clear View?

Refer to Page 85 for Quartz Tig Consumable Kits

For more information please refer to the following sections:

- Master Wear Parts Table Pages 78-84
- Wear Parts Configuration Table Pages 93-98
- Rear-End / Cable Parts Pages 99-106



SGT 9 Suregrip One Tig Torch Range

Rating: 125A DC, 90A AC @ 35% duty cycle. Electrode Size: 1.0-2.4mm / 0.040"-3/32"

Air-Cooled Tig Welding Torch

Wear Parts

A Standard Ceramic Cups

Part No.	Description	Size		Bore A	
		mm	inch	mm	inch
P13N08	Standard Ceramic Cup	4	6	1/4	
P13N09	Standard Ceramic Cup	5	8	5/16	
P13N10	Standard Ceramic Cup	6	10	3/8	
P13N11	Standard Ceramic Cup	7	11	7/16	
P13N12	Standard Ceramic Cup	8	12.5	1/2	
P13N13	Standard Ceramic Cup	10	16	5/8	

B Standard Long Ceramic Cups

Part No.	Description	Size		Bore A	
		mm	inch	mm	inch
P796F70	Standard Long Ceramic Cup	3	5	3/16	
P796F71	Standard Long Ceramic Cup	4	6	1/4	
P796F72	Standard Long Ceramic Cup	5	8	5/16	
P796F73	Standard Long Ceramic Cup	6	10	3/8	

C Standard Extra Long Ceramic Cups

Part No.	Description	Size		Bore A	
		mm	inch	mm	inch
P796F74	Standard Extra Long Ceramic Cup	3	5	3/16	
P796F75	Standard Extra Long Ceramic Cup	4	6	1/4	
P796F76	Standard Extra Long Ceramic Cup	5	8	5/16	
P796F77	Standard Extra Long Ceramic Cup	6	10	3/8	

D Gas Lens Cups

Part No.	Description	Size		Bore A	
		mm	inch	mm	inch
P53N58	Gas Lens Cup	4	6	1/4	
P53N59	Gas Lens Cup	5	8	5/16	
P53N60	Gas Lens Cup	6	10	3/8	
P53N61	Gas Lens Cup	7	11	7/16	
P53N61S	Gas Lens Cup	8	12.5	1/2	

E Large Diameter Gas Lens Cups

Part No.	Description	Size		Bore A	
		mm	inch	mm	inch
P57N74	Large Diameter Gas Lens Cup	8	12.5	1/2	
P57N75	Large Diameter Gas Lens Cup	6	10	3/8	
P53N87	Large Diameter Gas Lens Cup	12	19	3/4	
P53N88	Large Diameter Gas Lens Cup	10	16	5/8	

F Standard Collet Bodies

Part No.	Description	Electrode Size	
		mm	inch
P13N26	Standard Collet Body	1.0	0.040
P13N27	Standard Collet Body	1.6	1/16
P13N27M	Standard Collet Body	2.0	5/64
P13N28	Standard Collet Body	2.4	3/32

G Gas Lens Bodies

Part No.	Description	Electrode Size	
		mm	inch
P45V42	Gas Lens Body	1.0	0.040
P45V43	Gas Lens Body	1.6	1/16
P45V43M	Gas Lens Body	2.0	5/64
P45V44	Gas Lens Body	2.4	3/32

H Large Diameter Gas Lens Bodies

Part No.	Description	Electrode Size	
		mm	inch
P45V0204S	Large Diameter Gas Lens Body	1.0	0.040
P45V116S	Large Diameter Gas Lens Body	1.6	1/16
P45V64S	Large Diameter Gas Lens Body	2.4	3/32

I Standard Collets

Part No.	Description	Electrode Size	
		mm	inch
P13N21	Standard Collet	1.0	0.040
P13N22	Standard Collet	1.6	1/16
P13N22M	Standard Collet	2.0	5/64
P13N23	Standard Collet	2.4	3/32

J Large Diameter Gas Lens Collets

Part No.	Description	Electrode Size	
		mm	inch
P13N21L	Large Diameter Gas Lens Collet	1.0	0.040
P13N22L	Large Diameter Gas Lens Collet	1.6	1/16
P13N23L	Large Diameter Gas Lens Collet	2.4	3/32

Gas Lens Insulators

Part No.	Description
K P598882	Stubby Gas Lens Cup Insulator
L P54N63-20	Large Gas Lens Cup Insulator

M Short Gas Lens Ceramic Cup New

Part No.	Description	Size		Bore A	
		mm	inch	mm	inch
P53N59ES	Short Gas Lens Ceramic Cup	5	8	5/16	
P53N60ES	Short Gas Lens Ceramic Cup	6	10	3/8	

N Short Gas Lens Ceramic Body New

Part No.	Description	Electrode Size	
		mm	inch
P45V42ES	Short Gas Lens Body	1.0	0.040
P45V43ES	Short Gas Lens Body	1.6	1/16
P45V44ES	Short Gas Lens Body	2.4	3/32
P45V45ES	Short Gas Lens Body	3.2	1/8

O Short Collet Bodies New

Part No.	Description	Electrode Size	
		mm	inch
P13N21ES	Short Collet	1.0	0.040
P13N22ES	Short Collet	1.6	1/16
P13N23ES	Short Collet	2.4	3/32
P13N24ES	Short Collet	3.2	1/8

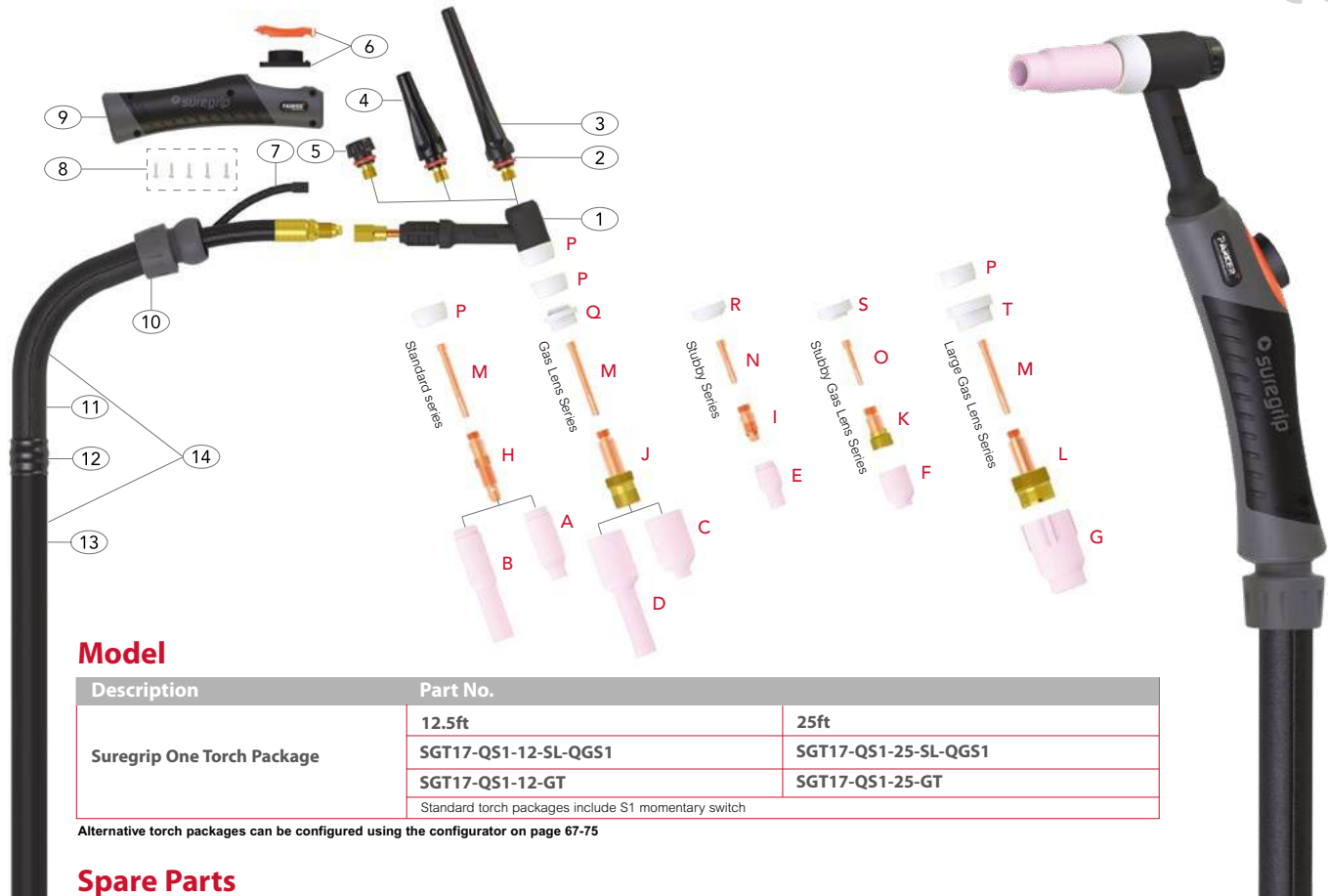
P Short Cup Insulator New

Part No.	Description
P598882ES	Short Cup Insulator

SGT 17 Suregrip One Tig Torch Range

Rating: 150A DC, 105A AC @ 35% duty cycle. Electrode Size: 1.0-3.2mm / 0.040"-1/8"

Air-Cooled Tig Welding Torch



Model

Description	Part No.	
Suregrip One Torch Package	12.5ft	25ft
	SGT17-QS1-12-SL-QGS1	SGT17-QS1-25-SL-QGS1
	SGT17-QS1-12-GT	SGT17-QS1-25-GT

Standard torch packages include S1 momentary switch

Alternative torch packages can be configured using the configurator on page 67-75

Spare Parts

Part No.	Description
1	PWP17 Torch Body Standard
2	P98W18 Back Cap 'O' Ring
3	P57Y02 Back Cap Long
4	P300M Back Cap Medium
5	P57Y04 Back Cap Short
6	PER1MS Momentary Kit
7	PERSWLQ4 Switch Lead 12.5ft
	PERSWLQ8 Switch Lead 25ft
8	PERSP1 Screw Pack
9	PERH100 Suregrip Small Ergo Tig Handle
10	PERKJ100 Small Knuckle Joint and Lock Nut
11	PERLC100-08 Leather Cover x 0.8mt
12	PERJK100 Jointing Repair Kit
13	PERNCS-32 Neoprene Cover x 3.2mt
	PERNCS-72 Neoprene Cover x 7.2mt

Part No.	Description
14	PERCO100-40 Sheath x 12.5ft Inc Leather Cover
	PERCO100-80 Sheath x 25ft Inc Leather Cover

Need a Clear View?

Refer to Page 86 for Quartz Tig Consumable Kits

For more information please refer to the following sections:

- Master Wear Parts Table Pages 78-84
- Wear Parts Configuration Table Pages 93-98
- Rear-End / Cable Parts Pages 99-106



SGT 17 Suregrip One Tig Torch Range

Rating: 150A DC, 105A AC @ 35% duty cycle. Electrode Size: 1.0-3.2mm / 0.040"-1/8"

Air-Cooled Tig Welding Torch

Wear Parts

A Standard Ceramic Cups

Part No.	Description	Size	Bore A	
			mm	inch
P10N44	Standard Ceramic Cup	12	19	3/4
P10N45	Standard Ceramic Cup	10	16	5/8
P10N46	Standard Ceramic Cup	8	12.5	1/2
P10N47	Standard Ceramic Cup	7	11	7/16
P10N48	Standard Ceramic Cup	6	10	3/8
P10N49	Standard Ceramic Cup	5	8	5/16
P10N50	Standard Ceramic Cup	4	6	1/4

B Standard Long Ceramic Cups

Part No.	Description	Size	Bore A	
			mm	inch
P10N47L	Standard Long Ceramic Cup	7L	11	7/16
P10N48L	Standard Long Ceramic Cup	6L	10	3/8
P10N49L	Standard Long Ceramic Cup	5L	8	5/16

C Gas Lens Ceramic Cups

Part No.	Description	Size	Bore A	
			mm	inch
P54N14	Gas Lens Ceramic Cup	8	12.5	1/2
P54N15	Gas Lens Ceramic Cup	7	11	7/16
P54N16	Gas Lens Ceramic Cup	6	10	3/8
P54N17	Gas Lens Ceramic Cup	5	8	5/16
P54N18	Gas Lens Ceramic Cup	4	6	1/4
P54N19	Gas Lens Ceramic Cup	11	17	11/16

D Long Gas Lens Ceramic Cups

Part No.	Description	Size	Bore A	
			mm	inch
P54N15L	Long Gas Lens Ceramic Cup	7	11	7/16
P54N16L	Long Gas Lens Ceramic Cup	6	10	3/8
P54N17L	Long Gas Lens Ceramic Cup	5	8	5/16

E Stubby Ceramic Cups

Part No.	Description	Size	Bore A	
			mm	inch
P13N08	Stubby Ceramic Cup	4	6	1/4
P13N09	Stubby Ceramic Cup	5	8	5/16
P13N10	Stubby Ceramic Cup	6	10	3/8
P13N11	Stubby Ceramic Cup	7	11	7/16
P13N12	Stubby Ceramic Cup	8	12.5	1/2
P13N13	Stubby Ceramic Cup	10	16	5/8

F Stubby Gas Lens Cups

Part No.	Description	Size	Bore A	
			mm	inch
P53N58	Stubby Gas Lens Cup	4	6	1/4
P53N59	Stubby Gas Lens Cup	5	8	5/16
P53N60	Stubby Gas Lens Cup	6	10	3/8
P53N61	Stubby Gas Lens Cup	7	11	7/16
P53N61S	Stubby Gas Lens Cup	8	12.5	1/2

G Large Diameter Gas Lens Cups

Part No.	Description	Size	Bore A	
			mm	inch
P57N74	Large Diameter Gas Lens Cup	8	12.5	1/2
P57N75	Large Diameter Gas Lens Cup	6	10	3/8
P53N87	Large Diameter Gas Lens Cup	12	19	3/4
P53N88	Large Diameter Gas Lens Cup	10	16	5/8

H Standard Collet Bodies

Part No.	Description	Electrode Size	
		mm	inch
P10N28	Standard Collet Body	3.2	1/8
P10N30	Standard Collet Body	1.0	0.040
P10N31	Standard Collet Body	1.6	1/16
P10N31M	Standard Collet Body	2.0	5/64
P10N32	Standard Collet Body	2.4	3/32

I Stubby Collet Bodies

Part No.	Description	Bore
		mm
P17CB20	Stubby Collet Body	3.5

J Gas Lens Body

Part No.	Description	Electrode Size	
		mm	inch
P45V24	Gas Lens Body	1.0	0.040
P45V25	Gas Lens Body	1.6	1/16
P45V25M	Gas Lens Body	2.0	5/64
P45V26	Gas Lens Body	2.4	3/32
P45V27	Gas Lens Body	3.2	1/8

K Stubby Gas Lens Bodies

Part No.	Description	Electrode Size	
		mm	inch
PSTB45V42	Stubby Gas Lens Body	1.0	0.040
PSTB45V43	Stubby Gas Lens Body	1.6	1/16
PSTB45V43M	Stubby Gas Lens Body	2.0	5/64
PSTB45V44	Stubby Gas Lens Body	2.4	3/32
PSTB45V45	Stubby Gas Lens Body	3.2	1/8

L Large Diameter Gas Lens Bodies

Part No.	Description	Electrode Size	
		mm	inch
P45V0204	Large Diameter Gas Lens Body	1.0	0.040
P45V116	Large Diameter Gas Lens Body	1.6	1/16
P45V64	Large Diameter Gas Lens Body	2.4	3/32
P995795	Large Diameter Gas Lens Body	3.2	1/8

M Standard Collets

Part No.	Description	Electrode Size	
		mm	inch
P10N22	Standard Collet	1.0	0.040
P10N23	Standard Collet	1.6	1/16
P10N23M	Standard Collet	2.0	5/64
P10N24	Standard Collet	2.4	3/32
P10N25	Standard Collet	3.2	1/8

N Stubby Series Collets

Part No.	Description	Electrode Size	
		mm	inch
P10N22S	Stubby Series Collet	1.0	0.040
P10N23S	Stubby Series Collet	1.6	1/16
P10N24S	Stubby Series Collet	2.4	3/32
P10N25S	Stubby Series Collet	3.2	1/8

O Stubby Series Gas Lens Collets

Part No.	Description	Electrode Size	
		mm	inch
PSTB13N21	Stubby Gas Lens Collet	1.0	0.040
PSTB13N22	Stubby Gas Lens Collet	1.6	1/16
PSTB13N22M	Stubby Gas Lens Collet	2.0	5/64
PSTB13N23	Stubby Gas Lens Collet	2.4	3/32
PSTB13N24	Stubby Gas Lens Collet	3.2	1/8

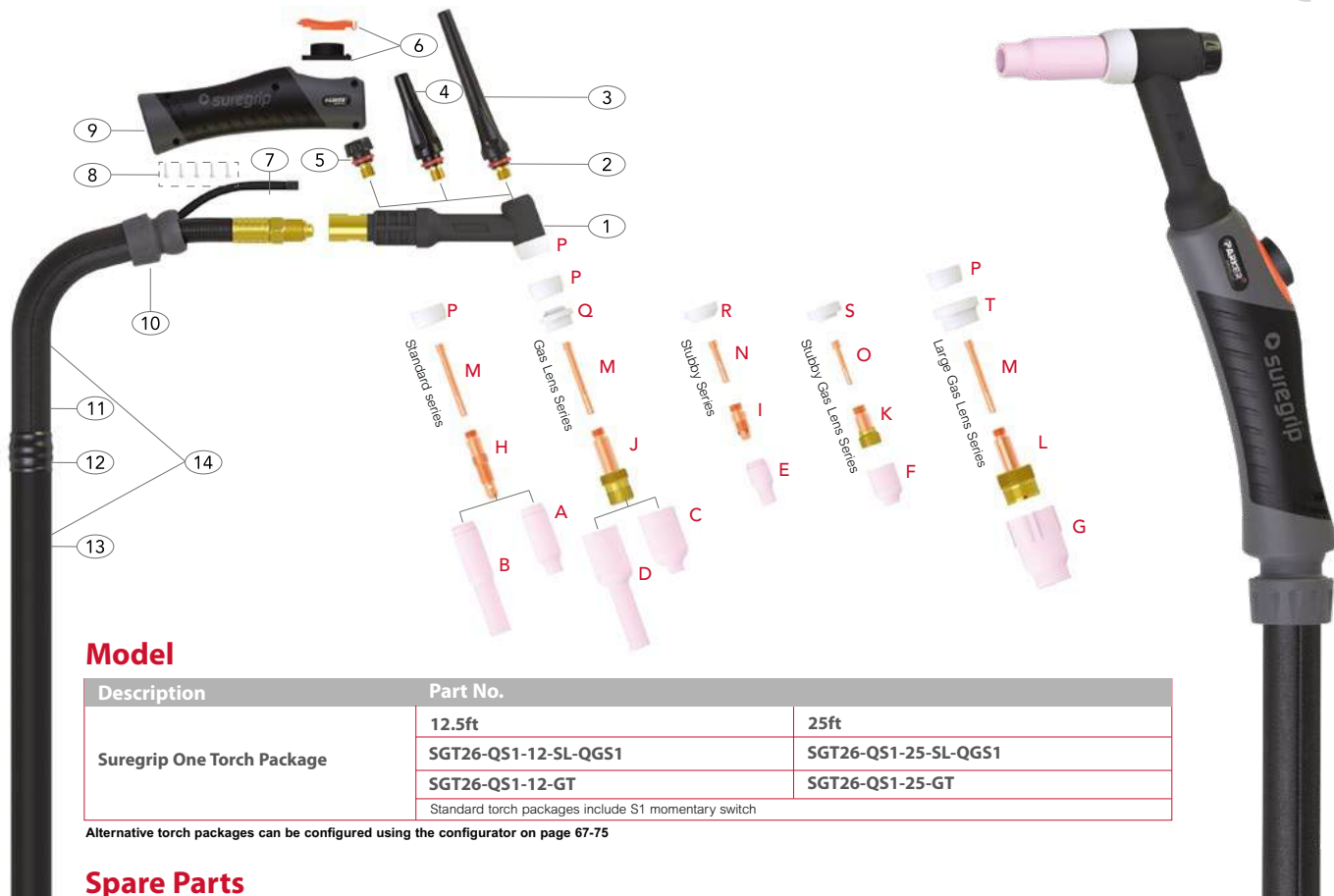
Gas Lens Insulators

Part No.	Description
P18CG	Standard Cup Insulator
Q P54N01	Standard Gas Lens Cup Insulator
R P18CG20	Stubby Cup Insulator
S PSTB80300236	Stubby Gas Lens Cup Insulator
T P54N63	Large Gas Lens Cup Insulator

SGT 26 Suregrip One Tig Torch Range

Rating: 180A DC, 125A AC @ 35% duty cycle. Electrode Size: 1.0-4.0mm / 0.040"-5/32"

Air-Cooled Tig Welding Torch



Model

Description	Part No.	
	12.5ft	25ft
Suregrip One Torch Package	SGT26-QS1-12-SL-QGS1	SGT26-QS1-25-SL-QGS1
	SGT26-QS1-12-GT	SGT26-QS1-25-GT
	Standard torch packages include S1 momentary switch	

Alternative torch packages can be configured using the configurator on page 67-75

Spare Parts

Part No.	Description
1	PWP26 Torch Body Standard
2	P98W18 Back Cap 'O' Ring
3	P57Y02 Back Cap Long
4	P300M Back Cap Medium
5	P57Y04 Back Cap Short
6	PER1MS Momentary Kit
7	PERSWLQ4 Switch Lead 12.5ft
	PERSWLQ8 Switch Lead 25ft
8	PERSP1 Screw Pack
9	PERH200 Suregrip Large Ergo Tig Handle
10	PERKJ200 Large Knuckle Joint and Lock Nut
11	PERLC200-08 Leather Cover x 0.8mt
12	PERJK200 Jointing Repair Kit

Part No.	Description
13	PERNCL-32 Neoprene Cover x 3.2mt
	PERNCL-72 Neoprene Cover x 7.2mt
14	PERCO200-40 Sheath x 12.5ft Inc Leather Cover
	PERCO200-80 Sheath x 25ft Inc Leather Cover

Need a Clear View?

Refer to Page 86 for Quartz Tig Consumable Kits

For more information please refer to the following sections:

- Master Wear Parts Table Pages 78-84
- Wear Parts Configuration Table Pages 93-98
- Rear-End / Cable Parts Pages 99-106



SGT 26 Suregrip One Tig Torch Range

Rating: 180A DC, 125A AC @ 35% duty cycle. Electrode Size: 1.0-4.0mm / 0.040"-5/32"

Air-Cooled Tig Welding Torch

Wear Parts

A Standard Ceramic Cups

Part No.	Description	Size	Bore A	
			mm	inch
P10N44	Standard Ceramic Cup	12	19	3/4
P10N45	Standard Ceramic Cup	10	16	5/8
P10N46	Standard Ceramic Cup	8	12.5	1/2
P10N47	Standard Ceramic Cup	7	11	7/16
P10N48	Standard Ceramic Cup	6	10	3/8
P10N49	Standard Ceramic Cup	5	8	5/16
P10N50	Standard Ceramic Cup	4	6	1/4

B Standard Long Ceramic Cups

Part No.	Description	Size	Bore A	
			mm	inch
P10N47L	Standard Long Ceramic Cup	7L	11	7/16
P10N48L	Standard Long Ceramic Cup	6L	10	3/8
P10N49L	Standard Long Ceramic Cup	5L	8	5/16

C Gas Lens Ceramic Cups

Part No.	Description	Size	Bore A	
			mm	inch
P54N14	Gas Lens Ceramic Cup	8	12.5	1/2
P54N15	Gas Lens Ceramic Cup	7	11	7/16
P54N16	Gas Lens Ceramic Cup	6	10	3/8
P54N17	Gas Lens Ceramic Cup	5	8	5/16
P54N18	Gas Lens Ceramic Cup	4	6	1/4

D Long Gas Lens Ceramic Cups

Part No.	Description	Size	Bore A	
			mm	inch
P54N15L	Long Gas Lens Ceramic Cup	7	11	7/16
P54N16L	Long Gas Lens Ceramic Cup	6	10	3/8
P54N17L	Long Gas Lens Ceramic Cup	5	8	5/16

E Stubby Ceramic Cups

Part No.	Description	Size	Bore A	
			mm	inch
P13N08	Stubby Ceramic Cup	4	6	1/4
P13N09	Stubby Ceramic Cup	5	8	5/16
P13N10	Stubby Ceramic Cup	6	10	3/8
P13N11	Stubby Ceramic Cup	7	11	7/16
P13N12	Stubby Ceramic Cup	8	12.5	1/2
P13N13	Stubby Ceramic Cup	10	16	5/8

F Stubby Gas Lens Cups

Part No.	Description	Size	Bore A	
			mm	inch
P53N58	Stubby Gas Lens Cup	4	6	1/4
P53N59	Stubby Gas Lens Cup	5	8	5/16
P53N60	Stubby Gas Lens Cup	6	10	3/8
P53N61	Stubby Gas Lens Cup	7	11	7/16
P53N61S	Stubby Gas Lens Cup	8	12.5	1/2

G Large Diameter Gas Lens Cups

Part No.	Description	Size	Bore A	
			mm	inch
P57N74	Large Diameter Gas Lens Cup	8	12.5	1/2
P57N75	Large Diameter Gas Lens Cup	6	10	3/8
P53N87	Large Diameter Gas Lens Cup	12	19	3/4
P53N88	Large Diameter Gas Lens Cup	10	16	5/8

H Standard Collet Bodies

Part No.	Description	Electrode Size	
		mm	inch
P10N28	Standard Collet Body	3.2	1/8
P10N30	Standard Collet Body	1.0	0.040
P10N31	Standard Collet Body	1.6	1/16
P10N31M	Standard Collet Body	2.0	5/64
P10N32	Standard Collet Body	2.4	3/32
406488	Standard Collet Body	4.0	5/32"

I Stubby Collet Bodies

Part No.	Description	Bore
		mm
P17CB20	Stubby Collet Body	3.5

J Gas Lens Bodies

Part No.	Description	Electrode Size	
		mm	inch
P45V24	Gas Lens Body	1.0	0.040
P45V25	Gas Lens Body	1.6	1/16
P45V25M	Gas Lens Body	2.0	5/64
P45V26	Gas Lens Body	2.4	3/32
P45V27	Gas Lens Body	3.2	1/8
P45V28	Gas Lens Body	4.0	5/32

K Stubby Gas Lens Bodies

Part No.	Description	Electrode Size	
		mm	inch
PSTB45V42	Stubby Gas Lens Body	1.0	0.040
PSTB45V43	Stubby Gas Lens Body	1.6	1/16
PSTB45V43M	Stubby Gas Lens Body	2.0	5/64
PSTB45V44	Stubby Gas Lens Body	2.4	3/32
PSTB45V45	Stubby Gas Lens Body	3.2	1/8

L Large Diameter Gas Lens Bodies

Part No.	Description	Electrode Size	
		mm	inch
P45V0204	Large Diameter Gas Lens Body	1.0	0.040
P45V116	Large Diameter Gas Lens Body	1.6	1/16
P45V64	Large Diameter Gas Lens Body	2.4	3/32
P995795	Large Diameter Gas Lens Body	3.2	1/8
P45V63	Large Diameter Gas Lens Body	4.0	5/32

M Standard Collets

Part No.	Description	Electrode Size	
		mm	inch
P10N22	Standard Collet	1.0	0.040
P10N23	Standard Collet	1.6	1/16
P10N23M	Standard Collet	2.0	5/64
P10N24	Standard Collet	2.4	3/32
P10N25	Standard Collet	3.2	1/8
P54N20	Standard Collet	4.0	5/32

N Stubby Series Collets

Part No.	Description	Electrode Size	
		mm	inch
P10N22S	Stubby Series Collet	1.0	0.040
P10N23S	Stubby Series Collet	1.6	1/16
P10N24S	Stubby Series Collet	2.4	3/32
P10N25S	Stubby Series Collet	3.2	1/8

O Stubby Series Gas Lens Collets

Part No.	Description	Electrode Size	
		mm	inch
PSTB13N21	Stubby Gas Lens Collet	1.0	0.040
PSTB13N22	Stubby Gas Lens Collet	1.6	1/16
PSTB13N22M	Stubby Gas Lens Collet	2.0	5/64
PSTB13N23	Stubby Gas Lens Collet	2.4	3/32
PSTB13N24	Stubby Gas Lens Collet	3.2	1/8

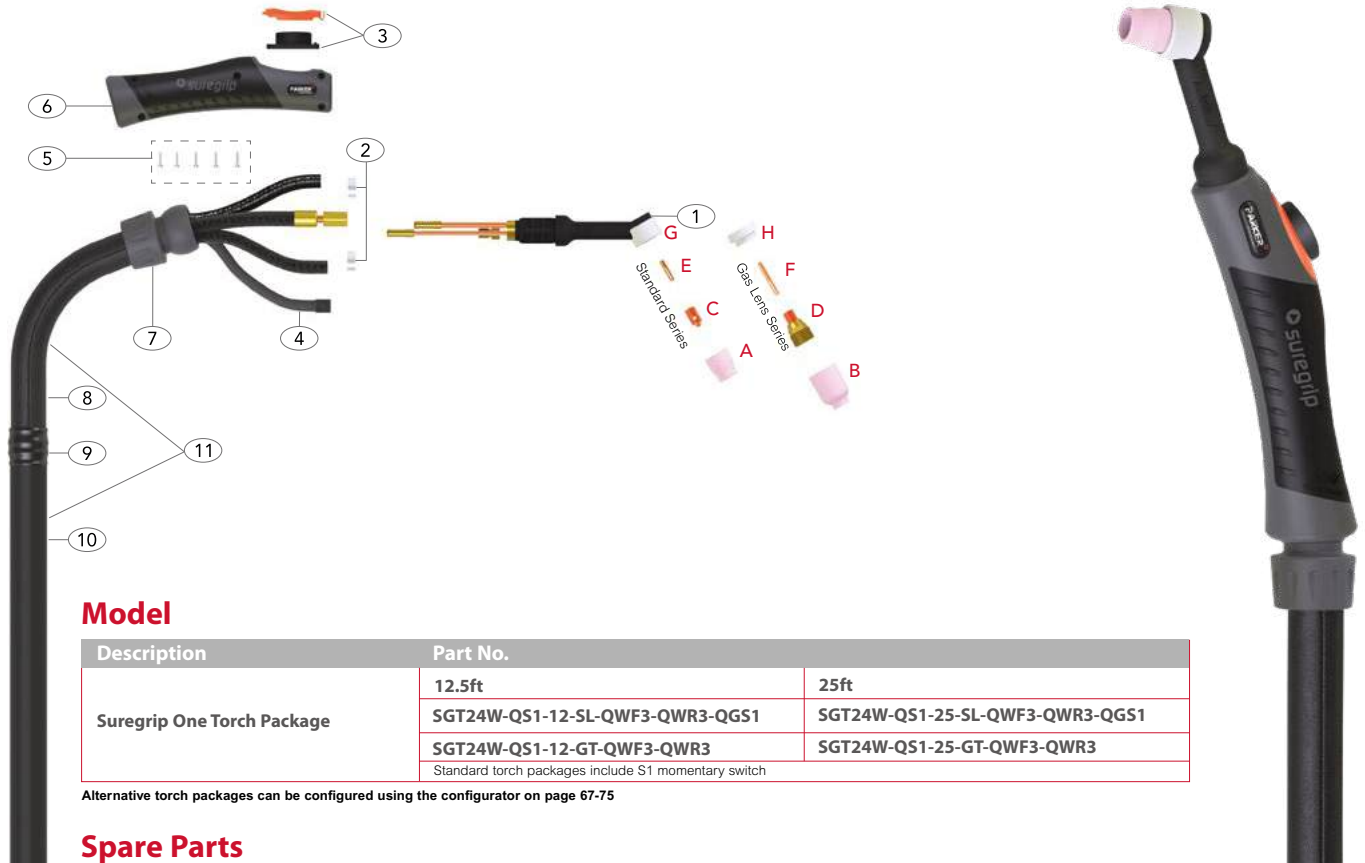
Gas Lens Insulators

Part No.	Description
P P18CG	Standard Cup Insulator
Q P54N01	Standard Gas Lens Cup Insulator
R P18CG20	Stubby Cup Insulator
S PSTB80300236	Stubby Gas Lens Cup Insulator
T P54N63	Large Gas Lens Cup Insulator

SGT 24W Suregrip One Tig Torch Range

Rating: 180A DC, 125A AC @ 100% duty cycle. Electrode Size: 0.5-2.4mm / 0.020"-3/32"

Liquid-Cooled Tig Welding Torch



Model

Description	Part No.	
Suregrip One Torch Package	12.5ft	25ft
	SGT24W-QS1-12-SL-QWF3-QWR3-QGS1	SGT24W-QS1-25-SL-QWF3-QWR3-QGS1
	SGT24W-QS1-12-GT-QWF3-QWR3	SGT24W-QS1-25-GT-QWF3-QWR3
	Standard torch packages include S1 momentary switch	

Alternative torch packages can be configured using the configurator on page 67-75

Spare Parts

Part No.	Description
1	PWP24W Torch Body Standard
2	P15400020 Hose Clamp 8.7mm
3	PER1MS Momentary Kit
4	PERSWLQ4 Switch Lead 12.5ft
	PERSWLQ8 Switch Lead 25ft
5	PERSP1 Screw Pack
6	PERH100N Suregrip Small Ergo Tig Handle
7	PERKJ100 Small Knuckle Joint and Lock Nut
8	PERLC150-08 Leather Cover x 0.8mt
9	PERJK200 Jointing Repair Kit

Part No.	Description
10	PERNCM-32 Neoprene Cover x 3.2mt
	PERNCM-72 Neoprene Cover x 7.2mt
11	PERCO150S-40 Sheath x 12.5ft Inc Leather Cover
	PERCO150S-80 Sheath x 25ft Inc Leather Cover

For more information please refer to the following sections:

- Master Wear Parts Table Pages 78-84
- Wear Parts Configuration Table Pages 93-98
- Rear-End / Cable Parts Pages 99-106



SGT 24W Suregrip One Tig Torch Range

Rating: 180A DC, 125A AC @ 100% duty cycle. Electrode Size: 0.5-2.4mm / 0.020"-3/32"

Liquid-Cooled Tig Welding Torch

Wear Parts

A Standard Ceramic Cups

Part No.	Description	Size	Bore A	
			mm	inch
P53N24	Standard Ceramic Cup	4	6	1/4
P53N25	Standard Ceramic Cup	5	8	5/16
P53N27	Standard Ceramic Cup	6	10	3/8

B Gas Lens Cups

Part No.	Description	Size	Bore A	
			mm	inch
P53N58	Gas Lens Cup	4	6	1/4
P53N59	Gas Lens Cup	5	8	5/16
P53N60	Gas Lens Cup	6	10	3/8
P53N61	Gas Lens Cup	7	11	7/16
P53N61S	Gas Lens Cup	8	12.5	1/2

C Standard Collet Bodies

Part No.	Description	Electrode Size	
		mm	inch
P53N18	Standard Collet Body	1.0	0.040
P53N19	Standard Collet Body	1.6	1/16
P24CB332	Standard Collet Body	2.4	3/32

D Gas Lens Bodies

Part No.	Description	Electrode Size	
		mm	inch
P45V42	Gas Lens Body	1.0	0.040
P45V43	Gas Lens Body	1.6	1/16
P45V43M	Gas Lens Body	2.0	5/64
P45V44	Gas Lens Body	2.4	3/32

E Standard Collets

Part No.	Description	Electrode Size	
		mm	inch
P53N16	Standard Collet	1.0	0.040
P53N14	Standard Collet	1.6	1/16
P24C332	Standard Collet	2.4	3/32

F Gas Lens Collets

Part No.	Description	Electrode Size	
		mm	inch
P53N64	Gas Lens Collet	1.6	1/16
P24GLC332	Gas Lens Collet	2.4	3/32

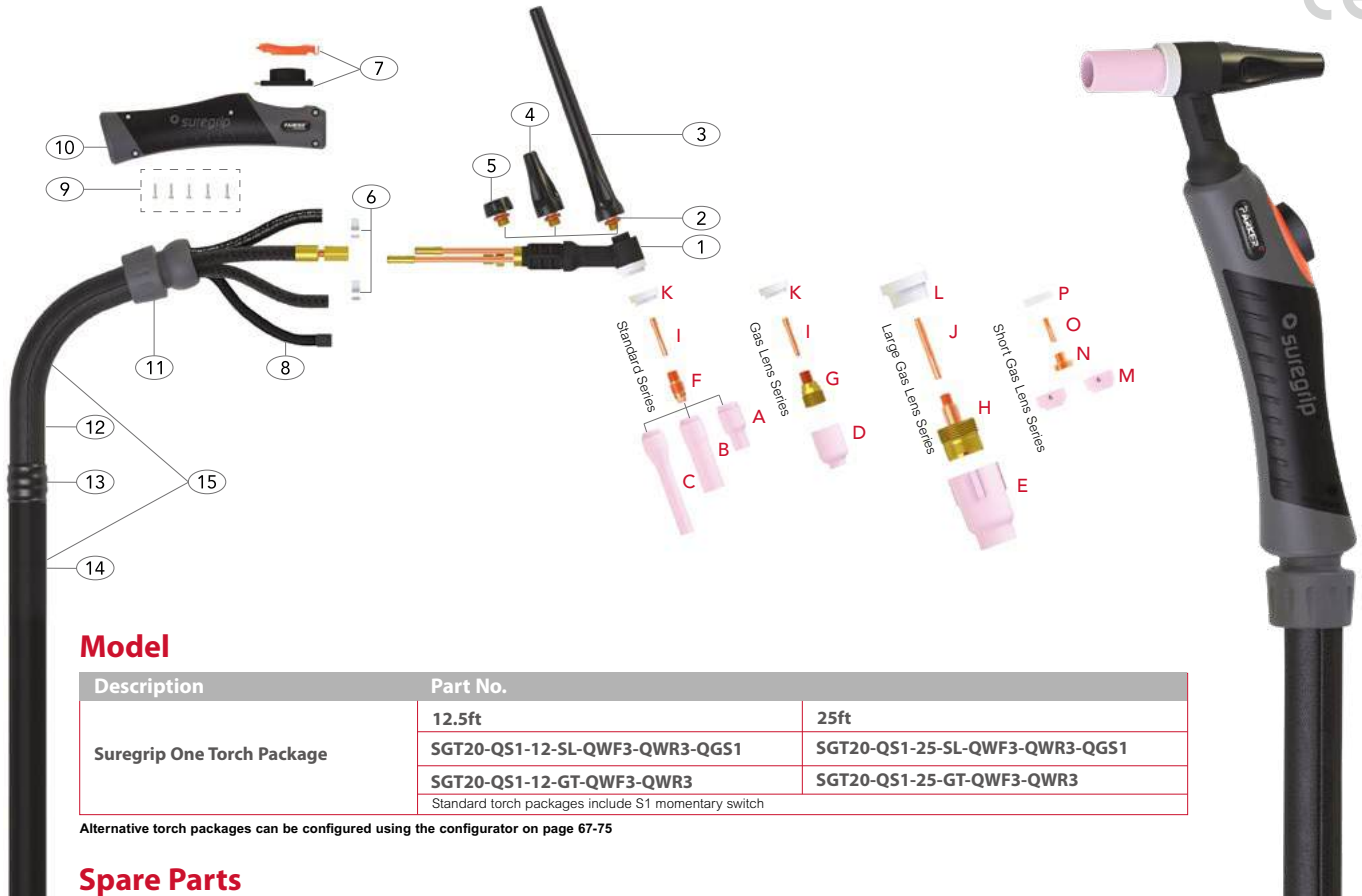
Gas Lens Insulators

Part No.	Description
G P53N22	Standard Gas Lens Insulator
H P53N66	Standard Gas Lens Cup Insulator

SGT 20 Suregrip One Tig Torch Range

Rating: 225A DC, 160A AC @ 100% duty cycle. Electrode Size: 1.0-3.2mm / 0.040"-1/8"

Liquid-Cooled Tig Welding Torch



Model

Description	Part No.	
Suregrip One Torch Package	12.5ft	25ft
	SGT20-QS1-12-SL-QWF3-QWR3-QGS1	SGT20-QS1-25-SL-QWF3-QWR3-QGS1
	SGT20-QS1-12-GT-QWF3-QWR3	SGT20-QS1-25-GT-QWF3-QWR3
	Standard torch packages include S1 momentary switch	

Alternative torch packages can be configured using the configurator on page 67-75

Spare Parts

Part No.	Description
1	PWP20S Torch Body Standard
2	P98W77 Back Cap 'O' Ring
3	P41V24 Back Cap Long
4	P41V35 Back Cap Medium
5	P41V33 Back Cap Short
6	P15400020 Hose Clamp 8.7mm
7	PER1MS Momentary Kit
8	PERSWLQ4 Switch Lead 12.5ft
	PERSWLQ8 Switch Lead 25ft
9	PERSP1 Screw Pack
10	PERH100N Suregrip Small Ergo Tig Handle

Part No.	Description
11	PERKJ100 Small Knuckle Joint and Lock Nut
12	PERLC150-08 Leather Cover x 0.8mt
13	PERJK200 Jointing Repair Kit
14	PERNCM-32 Neoprene Cover x 3.2mt
	PERNCM-72 Neoprene Cover x 7.2mt
15	PERCO150S-40 Sheath x 12.5ft Inc Leather Cover
	PERCO150S-80 Sheath x 25ft Inc Leather Cover

Need a Clear View?

Refer to Page 85 for Quartz Tig Consumable Kits

For more information please refer to the following sections:

- Master Wear Parts Table Pages 78-84
- Wear Parts Configuration Table Pages 93-98
- Rear-End / Cable Parts Pages 99-106



SGT 20 Suregrip One Tig Torch Range

Rating: 225A DC, 160A AC @ 100% duty cycle. Electrode Size: 1.0-3.2mm / 0.040"-1/8"

Liquid-Cooled Tig Welding Torch

Wear Parts

A Standard Ceramic Cups

Part No.	Description	Size	Bore A	
			mm	inch
P13N08	Standard Ceramic Cup	4	6	1/4
P13N09	Standard Ceramic Cup	5	8	5/16
P13N10	Standard Ceramic Cup	6	10	3/8
P13N11	Standard Ceramic Cup	7	11	7/16
P13N12	Standard Ceramic Cup	8	12.5	1/2
P13N13	Standard Ceramic Cup	10	16	5/8

B Standard Long Ceramic Cups

Part No.	Description	Size	Bore A	
			mm	inch
P796F70	Standard Long Ceramic Cup	3	5	3/16
P796F71	Standard Long Ceramic Cup	4	6	1/4
P796F72	Standard Long Ceramic Cup	5	8	5/16
P796F73	Standard Long Ceramic Cup	6	10	3/8

C Standard Extra Long Ceramic Cups

Part No.	Description	Size	Bore A	
			mm	inch
P796F74	Standard Extra Long Ceramic Cup	3	5	3/16
P796F75	Standard Extra Long Ceramic Cup	4	6	1/4
P796F76	Standard Extra Long Ceramic Cup	5	8	5/16
P796F77	Standard Extra Long Ceramic Cup	6	10	3/8

D Gas Lens Cups

Part No.	Description	Size	Bore A	
			mm	inch
P53N58	Gas Lens Cup	4	6	1/4
P53N59	Gas Lens Cup	5	8	5/16
P53N60	Gas Lens Cup	6	10	3/8
P53N61	Gas Lens Cup	7	11	7/16
P53N61S	Gas Lens Cup	8	12.5	1/2

E Large Diameter Gas Lens Cups

Part No.	Description	Size	Bore A	
			mm	inch
P57N74	Large Diameter Gas Lens Cup	8	12.5	1/2
P57N75	Large Diameter Gas Lens Cup	6	10	3/8
P53N87	Large Diameter Gas Lens Cup	12	19	3/4
P53N88	Large Diameter Gas Lens Cup	10	16	5/8

F Standard Collet Bodies

Part No.	Description	Electrode Size	
		mm	inch
P13N26	Standard Collet Body	1.0	0.040
P13N27	Standard Collet Body	1.6	1/16
P13N27M	Standard Collet Body	2.0	5/64
P13N28	Standard Collet Body	2.4	3/32
P13N29	Standard Collet Body	3.2	1/8

G Gas Lens Bodies

Part No.	Description	Electrode Size	
		mm	inch
P45V42	Gas Lens Body	1.0	0.040
P45V43	Gas Lens Body	1.6	1/16
P45V43M	Gas Lens Body	2.0	5/64
P45V44	Gas Lens Body	2.4	3/32
P45V45	Gas Lens Body	3.2	1/8"

H Large Diameter Gas Lens Bodies

Part No.	Description	Electrode Size	
		mm	inch
P45V0204S	Large Diameter Gas Lens Body	1.0	0.040
P45V116S	Large Diameter Gas Lens Body	1.6	1/16
P45V64S	Large Diameter Gas Lens Body	2.4	3/32
P995795S	Large Diameter Gas Lens Body	3.2	1/8

I Standard Collets

Part No.	Description	Electrode Size	
		mm	inch
P13N21	Standard Collet	1.0	0.040
P13N22	Standard Collet	1.6	1/16
P13N22M	Standard Collet	2.0	5/64
P13N23	Standard Collet	2.4	3/32
P13N24	Standard Collet	3.2	1/8

J Large Diameter Gas Lens Collets

Part No.	Description	Electrode Size	
		mm	inch
P13N21L	Large Diameter Gas Lens Collet	1.0	0.040
P13N22L	Large Diameter Gas Lens Collet	1.6	1/16
P13N23L	Large Diameter Gas Lens Collet	2.4	3/32
P13N24L	Large Diameter Gas Lens Collet	3.2	1/8

Gas Lens Insulators

Part No.	Description
K P598882	Stubby Gas Lens Cup Insulator
L P54N63-20	Large Gas Lens Cup Insulator

M Short Gas Lens Ceramic Cup New

Part No.	Description	Size		Bore A
		mm	inch	
P53N59ES	Short Gas Lens Ceramic Cup	5	8	5/16
P53N60ES	Short Gas Lens Ceramic Cup	6	10	3/8

N Short Gas Lens Body New

Part No.	Description	Electrode Size	
		mm	inch
P45V42ES	Short Gas Lens Body	1.0	0.040
P45V43ES	Short Gas Lens Body	1.6	1/16
P45V44ES	Short Gas Lens Body	2.4	3/32
P45V45ES	Short Gas Lens Body	3.2	1/8

O Short Collet Bodies New

Part No.	Description	Electrode Size	
		mm	inch
P13N21ES	Short Collet	1.0	0.040
P13N22ES	Short Collet	1.6	1/16
P13N23ES	Short Collet	2.4	3/32
P13N24ES	Short Collet	3.2	1/8

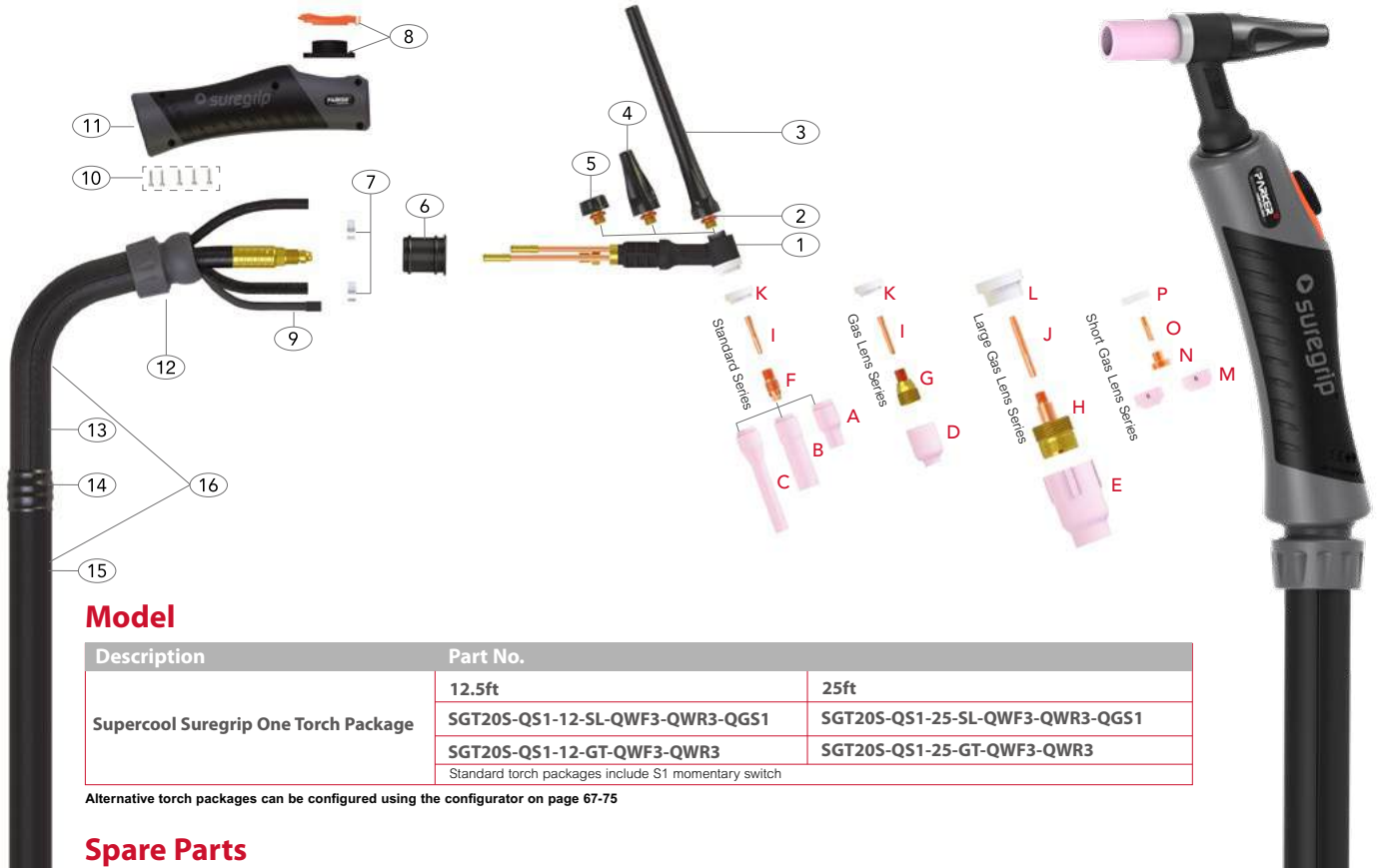
P Short Cup Insulator New

Part No.	Description
P598882ES	Short Cup Insulator

SGT 20S Supercool Suregrip One Tig Torch Range

Rating: 340A DC, 240A AC @ 100% duty cycle. Electrode Size: 1.0-3.2mm / 0.040"-1/8"

Liquid-Cooled Tig Welding Torch



Model

Description	Part No.	
Supercool Suregrip One Torch Package	12.5ft	25ft
	SGT20S-QS1-12-SL-QWF3-QWR3-QGS1	SGT20S-QS1-25-SL-QWF3-QWR3-QGS1
	SGT20S-QS1-12-GT-QWF3-QWR3	SGT20S-QS1-25-GT-QWF3-QWR3
Standard torch packages include S1 momentary switch		

Alternative torch packages can be configured using the configurator on page 67-75


Spare Parts

Part No.	Description
1	PWP20S Torch Body Standard
2	P98W77 Back Cap 'O' Ring
3	P41V24 Back Cap Long
4	P41V35 Back Cap Medium
5	P41V33 Back Cap Short
6	PMIG-WP17-RING-KIT Location Sleeve Assembly
7	P15400020 Hose Clamp 8.7mm
8	PER1MS Momentary Kit
9	PERSWLQ4 Trigger Lead 12.5ft PERSWLQ8 Trigger Lead 25ft
10	PERSP1 Screw Pack
11	PERH200N Suregrip Large Ergo Tig Handle

Part No.	Description
12	PERKJ200 Large Knuckle Joint and Lock Nut
13	PERLC200-08 Leather Cover x 0.8mt
14	PERJK200 Jointing Repair Kit
15	PERNCL-32 Neoprene Cover Assembly x 3.2mt PERNCL-72 Neoprene Cover Assembly x 3.2mt
16	PERCO200-40 Sheath x 12.5ft Inc Leather Cover PERCO200-80 Sheath x 25ft Inc Leather Cover

For more information please refer to the following sections:

- Master Wear Parts Table Pages 78-84
- Wear Parts Configuration Table Pages 93-98
- Rear-End / Cable Parts Pages 99-106



SGT 20S Supercool Suregrip One Tig Torch Range

Rating: 340A DC, 240A AC @ 100% duty cycle. Electrode Size: 1.0-3.2mm / 0.040"-1/8"

Liquid-Cooled Tig Welding Torch

Wear Parts

A Standard Ceramic Cups

Part No.	Description	Size	Bore A	
			mm	inch
P13N08	Standard Ceramic Cup	4	6	1/4
P13N09	Standard Ceramic Cup	5	8	5/16
P13N10	Standard Ceramic Cup	6	10	3/8
P13N11	Standard Ceramic Cup	7	11	7/16
P13N12	Standard Ceramic Cup	8	12.5	1/2
P13N13	Standard Ceramic Cup	10	16	5/8

B Standard Long Ceramic Cups

Part No.	Description	Size	Bore A	
			mm	inch
P796F70	Standard Long Ceramic Cup	3	5	3/16
P796F71	Standard Long Ceramic Cup	4	6	1/4
P796F72	Standard Long Ceramic Cup	5	8	5/16
P796F73	Standard Long Ceramic Cup	6	10	3/8

C Standard Extra Long Ceramic Cups

Part No.	Description	Size	Bore A	
			mm	inch
P796F74	Standard Extra Long Ceramic Cup	3	5	3/16
P796F75	Standard Extra Long Ceramic Cup	4	6	1/4
P796F76	Standard Extra Long Ceramic Cup	5	8	5/16
P796F77	Standard Extra Long Ceramic Cup	6	10	3/8

D Gas Lens Cups

Part No.	Description	Size	Bore A	
			mm	inch
P53N58	Gas Lens Cup	4	6	1/4
P53N59	Gas Lens Cup	5	8	5/16
P53N60	Gas Lens Cup	6	10	3/8
P53N61	Gas Lens Cup	7	11	7/16
P53N61S	Gas Lens Cup	8	12.5	1/2

E Large Diameter Gas Lens Cups

Part No.	Description	Size	Bore A	
			mm	inch
P57N74	Large Diameter Gas Lens Cup	8	12.5	1/2
P57N75	Large Diameter Gas Lens Cup	6	10	3/8
P53N87	Large Diameter Gas Lens Cup	12	19	3/4
P53N88	Large Diameter Gas Lens Cup	10	16	5/8

F Standard Collet Bodies

Part No.	Description	Electrode Size	
		mm	inch
P13N26	Standard Collet Body	1.0	0.040
P13N27	Standard Collet Body	1.6	1/16
P13N27M	Standard Collet Body	2.0	5/64
P13N28	Standard Collet Body	2.4	3/32
P13N29	Standard Collet Body	3.2	1/8

G Gas Lens Bodies

Part No.	Description	Electrode Size	
		mm	inch
P45V42	Gas Lens Body	1.0	0.040
P45V43	Gas Lens Body	1.6	1/16
P45V43M	Gas Lens Body	2.0	5/64
P45V44	Gas Lens Body	2.4	3/32
P45V45	Gas Lens Body	3.2	1/8

H Large Diameter Gas Lens Bodies

Part No.	Description	Electrode Size	
		mm	inch
P45V0204S	Large Diameter Gas Lens Body	1.0	0.040
P45V116S	Large Diameter Gas Lens Body	1.6	1/16
P45V64S	Large Diameter Gas Lens Body	2.4	3/32
P995795S	Large Diameter Gas Lens Body	3.2	1/8

I Standard Collets

Part No.	Description	Electrode Size	
		mm	inch
P13N21	Standard Collet	1.0	0.040
P13N22	Standard Collet	1.6	1/16
P13N22M	Standard Collet	2.0	5/64
P13N23	Standard Collet	2.4	3/32
P13N24	Standard Collet	3.2	1/8

J Large Diameter Gas Lens Collets

Part No.	Description	Electrode Size	
		mm	inch
P13N21L	Large Diameter Gas Lens Collet	1.0	0.040
P13N22L	Large Diameter Gas Lens Collet	1.6	1/16
P13N23L	Large Diameter Gas Lens Collet	2.4	3/32
P13N24L	Large Diameter Gas Lens Collet	3.2	1/8

Gas Lens Insulators

Part No.	Description
K P598882	Stubby Gas Lens Cup Insulator
L P54N63-20	Large Gas Lens Cup Insulator

M Short Gas Lens Ceramic Cup New

Part No.	Description	Size	Bore A	
			mm	inch
P53N59ES	Short Gas Lens Ceramic Cup	5	8	5/16
P53N60ES	Short Gas Lens Ceramic Cup	6	10	3/8

N Short Gas Lens Body New

Part No.	Description	Electrode Size	
		mm	inch
P45V42ES	Short Gas Lens Body	1.0	0.040
P45V43ES	Short Gas Lens Body	1.6	1/16
P45V44ES	Short Gas Lens Body	2.4	3/32
P45V45ES	Short Gas Lens Body	3.2	1/8

O Short Collet Bodies New

Part No.	Description	Electrode Size	
		mm	inch
P13N21ES	Short Collet Body	1.0	0.040
P13N22ES	Short Collet Body	1.6	1/16
P13N23ES	Short Collet Body	2.4	3/32
P13N24ES	Short Collet Body	3.2	1/8

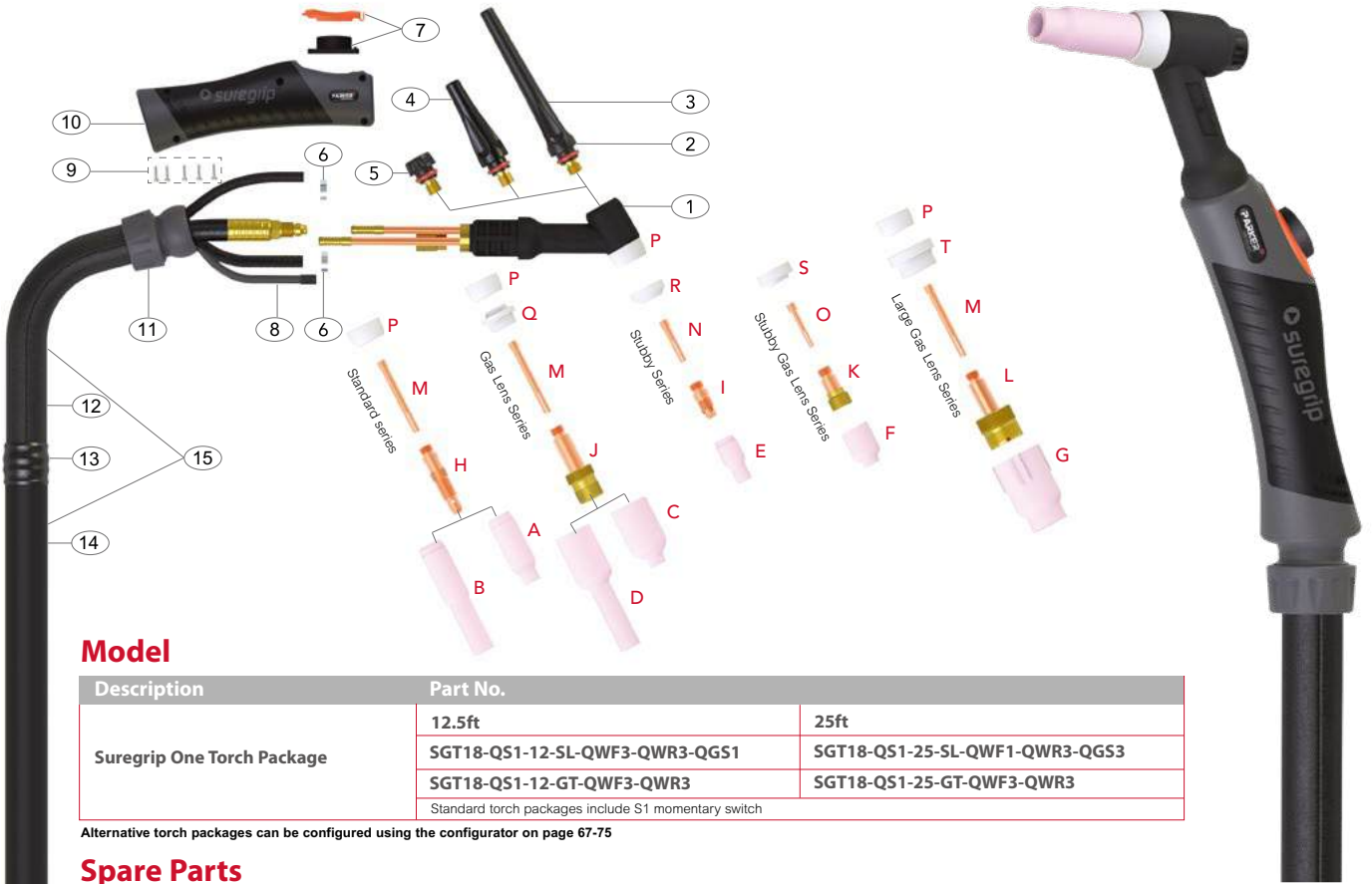
P Short Cup Insulator New

Part No.	Description
P598882ES	Short Cup Insulator

SGT 18 Suregrip One Tig Torch Range

Rating: 380A DC, 270A AC @ 100% duty cycle. Electrode Size: 1.0-4.0mm / 0.040"-5/32"

Liquid-Cooled Tig Welding Torch



Model

Description	Part No.	
	12.5ft	25ft
Suregrip One Torch Package	SGT18-QS1-12-SL-QWF3-QWR3-QGS1	SGT18-QS1-25-SL-QWF1-QWR3-QGS3
	SGT18-QS1-12-GT-QWF3-QWR3	SGT18-QS1-25-GT-QWF3-QWR3
	Standard torch packages include S1 momentary switch	

Alternative torch packages can be configured using the configurator on page 67-75

Spare Parts

Part No.	Description
1	PWP18 Torch Body Standard
2	P98W18 Back Cap 'O' Ring
3	P57Y02 Back Cap Long
4	P300M Back Cap Medium
5	P57Y04 Back Cap Short
6	P15400022 Hose Clamp 9.5mm
7	PER1MS Momentary Kit
8	PERSWLQ4 Switch Lead 12.5ft
	PERSWLQ8 Switch Lead 25ft
9	PERSP1 Screw Pack
10	PERH200N Suregrip Large Ergo Tig Handle

Part No.	Description
11	PERKJ200 Large Knuckle Joint and Lock Nut
12	PERLC200-08 Leather Cover x 0.8mt
13	PERJK200 Jointing Repair Kit
14	PERNCL-32 Neoprene Cover x 3.2mt
	PERNCL-72 Neoprene Cover x 7.2mt
15	PERCO200-40 Sheath x 12.5ft Inc Leather Cover
	PERCO200-80 Sheath x 25ft Inc Leather Cover

Need a Clear View?

Refer to Page 87 for Quartz Tig Consumable Kits

For more information please refer to the following sections:

- Master Wear Parts Table Pages 78-84
- Wear Parts Configuration Table Pages 93-98
- Rear-End / Cable Parts Pages 99-106



SGT 18 Suregrip One Tig Torch Range

Rating: 380A DC, 270A AC @ 100% duty cycle. Electrode Size: 1.0-4.0mm / 0.040"-5/32"

Liquid-Cooled Tig Welding Torch

Wear Parts

A Standard Ceramic Cups

Part No.	Description	Size	Bore A	
			mm	inch
P10N44	Standard Ceramic Cup	12	19	3/4
P10N45	Standard Ceramic Cup	10	16	5/8
P10N46	Standard Ceramic Cup	8	12.5	1/2
P10N47	Standard Ceramic Cup	7	11	7/16
P10N48	Standard Ceramic Cup	6	10	3/8
P10N49	Standard Ceramic Cup	5	8	5/16
P10N50	Standard Ceramic Cup	4	6	1/4

B Standard Long Ceramic Cups

Part No.	Description	Size	Bore A	
			mm	inch
P10N47L	Standard Long Ceramic Cup	7L	11	7/16
P10N48L	Standard Long Ceramic Cup	6L	10	3/8
P10N49L	Standard Long Ceramic Cup	5L	8	5/16

C Gas Lens Ceramic Cups

Part No.	Description	Size	Bore A	
			mm	inch
P54N14	Gas Lens Ceramic Cup	8	12.5	1/2
P54N15	Gas Lens Ceramic Cup	7	11	7/16
P54N16	Gas Lens Ceramic Cup	6	10	3/8
P54N17	Gas Lens Ceramic Cup	5	8	5/16
P54N18	Gas Lens Ceramic Cup	4	6	1/4
P54N19	Gas Lens Ceramic Cup	11	17	11/16

D Long Gas Lens Ceramic Cups

Part No.	Description	Size	Bore A	
			mm	inch
P54N15L	Long Gas Lens Ceramic Cup	7	11	7/16
P54N16L	Long Gas Lens Ceramic Cup	6	10	3/8
P54N17L	Long Gas Lens Ceramic Cup	5	8	5/16

E Stubby Ceramic Cups

Part No.	Description	Size	Bore A	
			mm	inch
P13N08	Stubby Ceramic Cup	4	6	1/4
P13N09	Stubby Ceramic Cup	5	8	5/16
P13N10	Stubby Ceramic Cup	6	10	3/8
P13N11	Stubby Ceramic Cup	7	11	7/16
P13N12	Stubby Ceramic Cup	8	12.5	1/2
P13N13	Stubby Ceramic Cup	10	16	5/8

F Stubby Gas Lens Cups

Part No.	Description	Size	Bore A	
			mm	inch
P53N58	Stubby Gas Lens Cup	4	6	1/4
P53N59	Stubby Gas Lens Cup	5	8	5/16
P53N60	Stubby Gas Lens Cup	6	10	3/8
P53N61	Stubby Gas Lens Cup	7	11	7/16
P53N61S	Stubby Gas Lens Cup	8	12.5	1/2

G Large Diameter Gas Lens Cups

Part No.	Description	Size	Bore A	
			mm	inch
P57N74	Large Diameter Gas Lens Cup	8	12.5	1/2
P57N75	Large Diameter Gas Lens Cup	6	10	3/8
P53N87	Large Diameter Gas Lens Cup	12	19	3/4
P53N88	Large Diameter Gas Lens Cup	10	16	5/8

H Standard Collet Bodies

Part No.	Description	Electrode Size	
		mm	inch
P10N28	Standard Collet Body	3.2	1/8
P10N30	Standard Collet Body	1.0	0.040
P10N31	Standard Collet Body	1.6	1/16
P10N31M	Standard Collet Body	2.0	5/64
P10N32	Standard Collet Body	2.4	3/32
P406488	Standard Collet Body	4.0	5/32

I Stubby Collet Bodies

Part No.	Description	Bore
		mm
P17CB20	Stubby Collet Body	3.5

J Gas Lens Bodies

Part No.	Description	Electrode Size	
		mm	inch
P45V24	Gas Lens Body	1.0	0.040
P45V25	Gas Lens Body	1.6	1/16
P45V25M	Gas Lens Body	2.0	5/64
P45V26	Gas Lens Body	2.4	3/32
P45V27	Gas Lens Body	3.2	1/8
P45V28	Gas Lens Body	4.0	5/32

K Stubby Gas Lens Bodies

Part No.	Description	Electrode Size	
		mm	inch
PSTB45V42	Stubby Gas Lens Body	1.0	0.040
PSTB45V43	Stubby Gas Lens Body	1.6	1/16
PSTB45V43M	Stubby Gas Lens Body	2.0	5/64
PSTB45V44	Stubby Gas Lens Body	2.4	3/32
PSTB45V45	Stubby Gas Lens Body	3.2	1/8

L Large Diameter Gas Lens Bodies

Part No.	Description	Electrode Size	
		mm	inch
P45V0204	Large Diameter Gas Lens Body	1.0	0.040
P45V116	Large Diameter Gas Lens Body	1.6	1/16
P45V64	Large Diameter Gas Lens Body	2.4	3/32
P45V63	Large Diameter Gas Lens Body	4.0	5/32
P995795	Large Diameter Gas Lens Body	3.2	1/8

M Standard Collets

Part No.	Description	Electrode Size	
		mm	inch
P10N22	Standard Collet	1.0	0.040
P10N23	Standard Collet	1.6	1/16
P10N23M	Standard Collet	2.0	5/64
P10N24	Standard Collet	2.4	3/32
P10N25	Standard Collet	3.2	1/8
P54N20	Standard Collet	4.0	5/32

N Stubby Series Collets

Part No.	Description	Electrode Size	
		mm	inch
P10N22S	Stubby Series Collet	1.0	0.040
P10N23S	Stubby Series Collet	1.6	1/16
P10N24S	Stubby Series Collet	2.4	3/32
P10N25S	Stubby Series Collet	3.2	1/8

O Stubby Series Gas Lens Collets

Part No.	Description	Electrode Size	
		mm	inch
PSTB13N21	Stubby Gas Lens Collet	1.0	0.040
PSTB13N22	Stubby Gas Lens Collet	1.6	1/16
PSTB13N22M	Stubby Gas Lens Collet	2.0	5/64
PSTB13N23	Stubby Gas Lens Collet	2.4	3/32
PSTB13N24	Stubby Gas Lens Collet	3.2	1/8

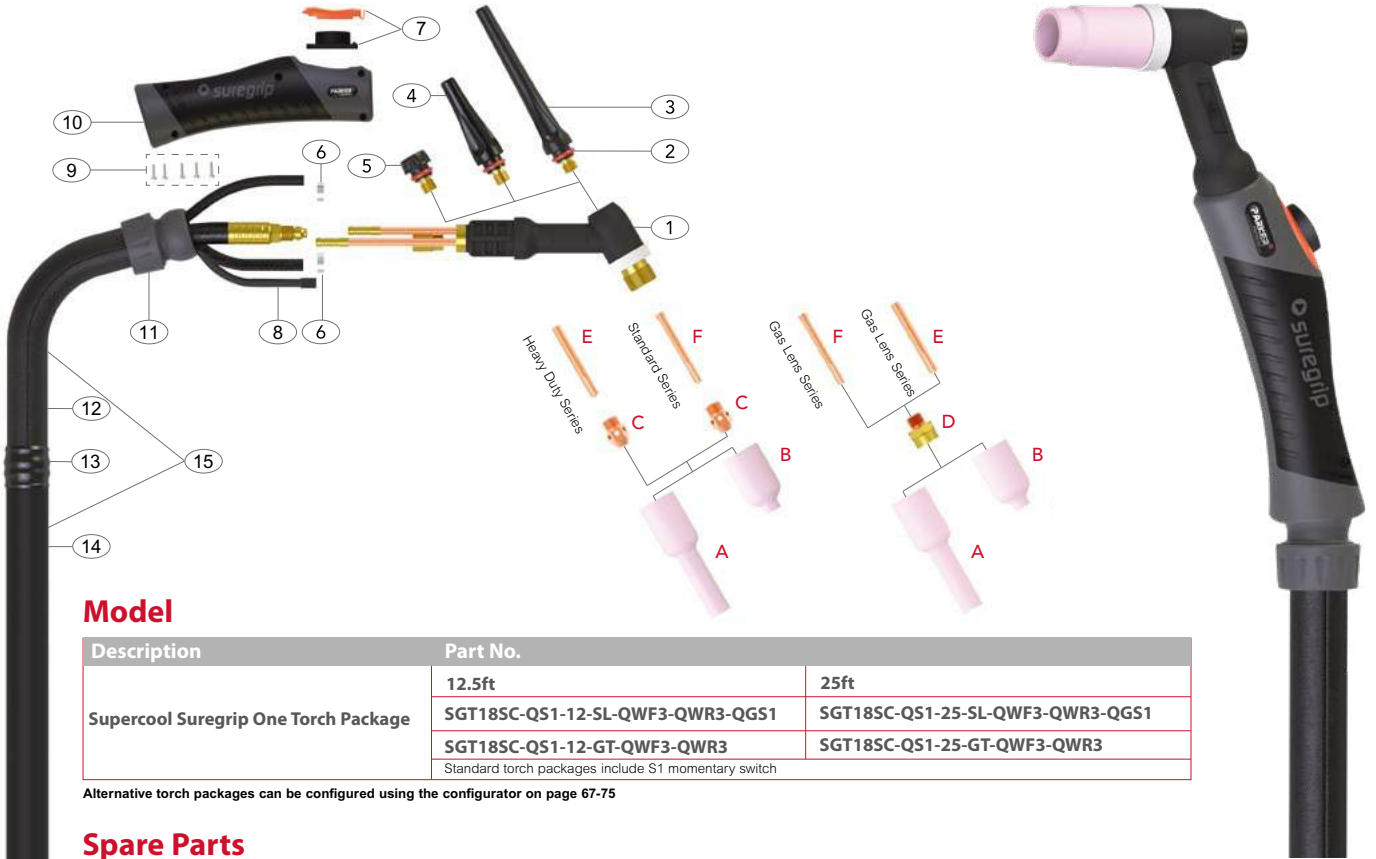
Gas Lens Insulators

Part No.	Description
P18CG	Standard Cup Insulator
Q P54N01	Standard Gas Lens Cup Insulator
R P18CG20	Stubby Cup Insulator
S PSTB80300236	Stubby Gas Lens Cup Insulator
T P54N63	Large Gas Lens Cup Insulator

SGT 18SC Supercool Suregrip One Tig Torch Range

Rating: 410A DC, 290A AC @ 100% duty cycle. Electrode Size: 1.0-4.8mm / 0.040"-3/16"

Liquid-Cooled Tig Welding Torch



Model

Description	Part No.	
Supercool Suregrip One Torch Package	12.5ft	25ft
	SGT18SC-QS1-12-SL-QWF3-QWR3-QGS1	SGT18SC-QS1-25-SL-QWF3-QWR3-QGS1
	SGT18SC-QS1-12-GT-QWF3-QWR3	SGT18SC-QS1-25-GT-QWF3-QWR3
	Standard torch packages include S1 momentary switch	

Alternative torch packages can be configured using the configurator on page 67-75

Spare Parts

Part No.	Description
1	PWP18SC Torch Body
2	P98W18 Back Cap 'O' Ring
3	P57Y02 Back Cap Long
4	P300M Back Cap Medium
5	P57Y04 Back Cap Short
6	P15400022 Hose Clamp 9.5mm
7	PER1MS Momentary Kit
8	PERSWLQ4 Switch Lead 12.5ft
	PERSWLQ8 Switch Lead 25ft
9	PERSP1 Screw Pack
10	PERH200N Suregrip Large Ergo Tig Handle
11	PERKJ200 Large Knuckle Joint and Lock Nut

Part No.	Description
12	PERLC200-08 Leather Cover x 0.8mt
13	PERJK200 Jointing Repair Kit
14	PERNCL-32 Neoprene Cover x 3.2mt
	PERNCL-72 Neoprene Cover x 7.2mt
15	PERCO200-40 Sheath x 12.5ft Inc Leather Cover
	PERCO200-80 Sheath x 25ft Inc Leather Cover

For more information please refer to the following sections:

- Master Wear Parts Table Pages 78-84
- Wear Parts Configuration Table Pages 93-98
- Rear-End / Cable Parts Pages 99-106



SGT 18SC Supercool Suregrip One Tig Torch Range

Rating: 410A DC, 290A AC @ 100% duty cycle. Electrode Size: 1.0-4.8mm / 0.040"-3/16"

Liquid-Cooled Tig Welding Torch

Wear Parts

A Long Gas Lens Ceramic Cups

Part No.	Description	Size	Bore A	
			mm	inch
P54N15L	Long Gas Lens Ceramic Cup	7	11	7/16
P54N16L	Long Gas Lens Ceramic Cup	6	10	3/8
P54N17L	Long Gas Lens Ceramic Cup	5	8	5/16

B Gas Lens Ceramic Cups

Part No.	Description	Size	Bore A	
			mm	inch
P54N14	Gas Lens Ceramic Cup	8	12.5	11/2
P54N15	Gas Lens Ceramic Cup	7	11	7/16
P54N16	Gas Lens Ceramic Cup	6	10	3/8
P54N17	Gas Lens Ceramic Cup	5	8	5/16
P54N18	Gas Lens Ceramic Cup	4	6	1/4
P54N19	Gas Lens Ceramic Cup	11	17	11/16

C Nose Collet Bodies

Part No.	Description	Bore A
		mm
PNCB-53	Standard Nose Collet Body	3.4
PNCB-36	H.D. Nose Collet Body	5.0

D Gas Lens Bodies

Part No.	Description	Electrode Size	
		mm	inch
P18GL16	Gas Lens Body	1.6	1/16
P18GL32	Gas Lens Body	2.4	3/32
P18GL18	Gas Lens Body	3.2	1/8
P18GL53	Gas Lens Body	4.0	5/32
P18GL36	Gas Lens Body	4.8	3/16

E Heavy Duty Collets

Part No.	Description	Electrode Size	
		mm	inch
P10N25HD	Heavy Duty Collet	3.2	1/8
P54N20HD	Heavy Duty Collet	4.0	5/32
P18C36	Heavy Duty Collet	4.8	3/16

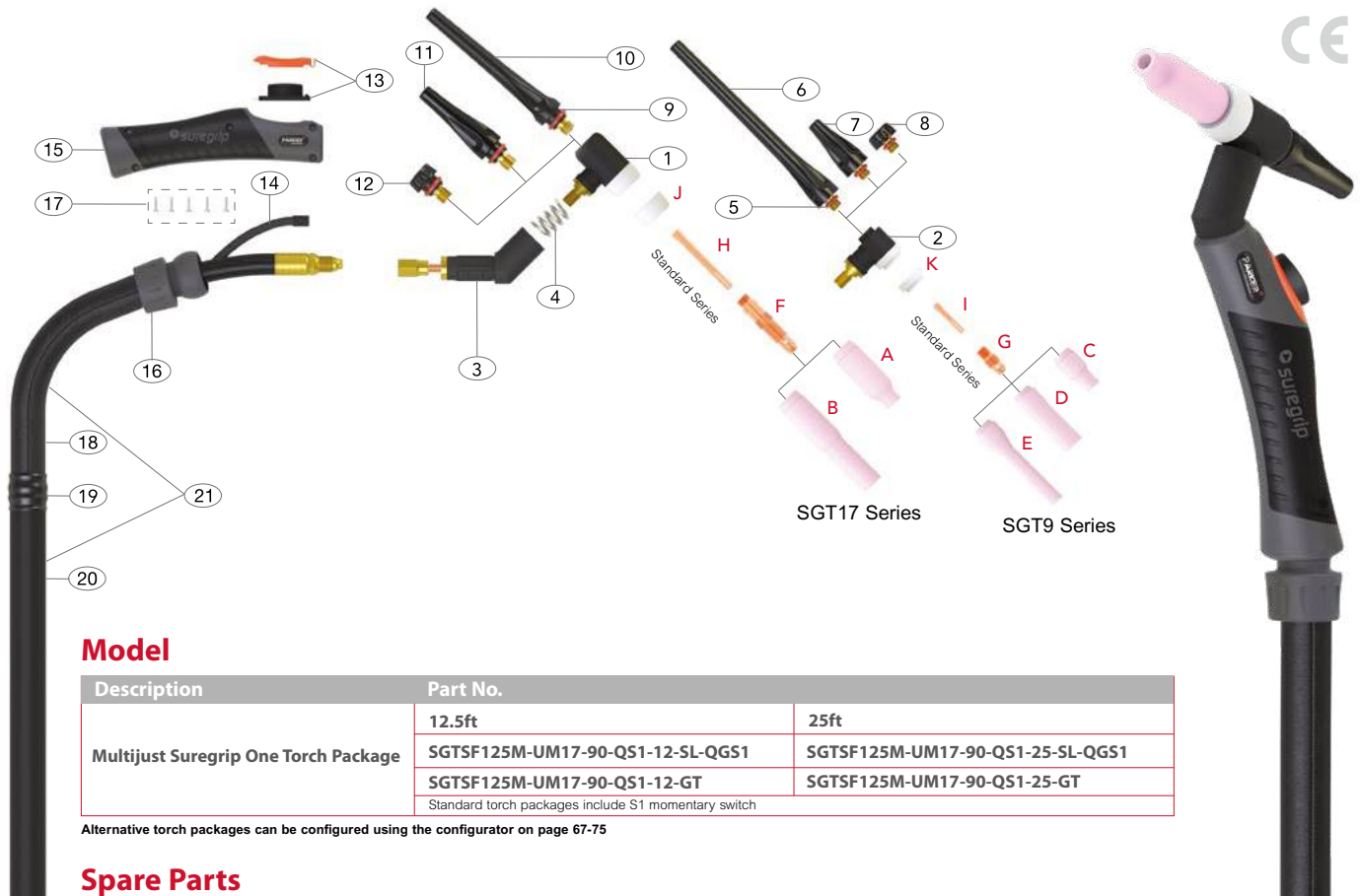
F Standard Collets

Part No.	Description	Electrode Size	
		mm	inch
P10N22	Standard Collet	1.0	0.040
P10N23	Standard Collet	1.6	1/16
P10N23M	Standard Collet	2.0	5/64
P10N24	Standard Collet	2.4	3/32
P10N25	Standard Collet	3.2	1/8
P54N20	Standard Collet	4.0	5/32

SGT 125M Multijust Suregrip One Tig Torch Range

Rating: PM9-90 head 95A DC, 65A AC @ 35% duty cycle. Electrode Size: 1.0-2.4mm / 0.040"-3/32"
Rating: PM17-90 head 150A DC, 105A AC @ 35% duty cycle. Electrode Size: 1.0-3.2mm / 0.040"-1/8"

Air-Cooled Tig Welding Torch



Model

Description	Part No.	
Multijust Suregrip One Torch Package	12.5ft	25ft
	SGTSF125M-UM17-90-QS1-12-SL-QGS1	SGTSF125M-UM17-90-QS1-25-SL-QGS1
	SGTSF125M-UM17-90-QS1-12-GT	SGTSF125M-UM17-90-QS1-25-GT
Standard torch packages include S1 momentary switch		

Alternative torch packages can be configured using the configurator on page 67-75

Spare Parts

Part No.	Description
1	PM17-90 Torch Head 90° (Standard Set-up)
2	PM9-90 Torch Head 90°
3	P125M Torch Body
4	P4276270 Spring
5	P98W77 Back Cap 'O' Ring
6	P41V24 Back Cap Long
7	P41V35 Back Cap Medium
8	P41V33 Back Cap Short
9	P98W18 Back Cap 'O' Ring
10	P57Y02 Back Cap Long
11	P300M Back Cap Medium
12	P57Y04 Back Cap Short
13	PER1MS Momentary Kit
14	PERSWLQ4 Switch Lead 12.5ft
	PERSWLQ8 Switch Lead 25ft
15	PERH100N Suregrip Small Ergo Tig Handle
16	PERKJ100 Small Knuckle Joint and Lock Nut

Part No.	Description
17	PERSP1 Screw Pack
18	PERLC100-08 Leather Cover x 0.8mt
19	PERJK100 Jointing Repair Kit
20	PERNCS-32 Neoprene Cover x 3.2mt
	PERNCS-72 Neoprene Cover x 7.2mt
21	PERCO100-40 Sheath x 12.5ft Inc Leather Cover
	PERCO100-80 Sheath x 25ft Inc Leather Cover

For more information please refer to the following sections:

- Master Wear Parts Table Pages 78-84
- Wear Parts Configuration Table Pages 93-98
- Rear-End / Cable Parts Pages 99-106



SGT 125M Multijust Suregrip One Tig Torch Range

Rating: PM9-90 head 95A DC, 65A AC @ 35% duty cycle. Electrode Size: 1.0-2.4mm / 0.040"-3/32"

Rating: PM17-90 head 150A DC, 105A AC @ 35% duty cycle. Electrode Size: 1.0-3.2mm / 0.040"-1/8"

Air-Cooled Tig Welding Torch

Wear Parts

A Standard Ceramic Cups

Part No.	Description	Size	Bore A	
			mm	inch
P10N44	Standard Ceramic Cup	12	19	3/4
P10N45	Standard Ceramic Cup	10	16	5/8
P10N46	Standard Ceramic Cup	8	12.5	1/2
P10N47	Standard Ceramic Cup	7	11	7/16
P10N48	Standard Ceramic Cup	6	10	3/8
P10N49	Standard Ceramic Cup	5	8	5/16
P10N50	Standard Ceramic Cup	4	6	1/4

B Standard Long Ceramic Cups

Part No.	Description	Size	Bore A	
			mm	inch
P10N47L	Standard Long Ceramic Cup	7L	11	7/16
P10N48L	Standard Long Ceramic Cup	6L	10	3/8
P10N49L	Standard Long Ceramic Cup	5L	8	5/16

C Standard Ceramic Cups

Part No.	Description	Size	Bore A	
			mm	inch
P13N08	Standard Ceramic Cup	4	6	1/4
P13N09	Standard Ceramic Cup	5	8	5/16
P13N10	Standard Ceramic Cup	6	10	3/8
P13N11	Standard Ceramic Cup	7	11	7/16
P13N12	Standard Ceramic Cup	8	12.5	1/2
P13N13	Standard Ceramic Cup	10	16	5/8

D Standard Long Ceramic Cups

Part No.	Description	Size	Bore A	
			mm	inch
P796F70	Standard Long Ceramic Cup	3	5	3/16
P796F71	Standard Long Ceramic Cup	4	6	1/4
P796F72	Standard Long Ceramic Cup	5	8	5/16
P796F73	Standard Long Ceramic Cup	6	10	3/8

E Standard Extra Long Ceramic Cups

Part No.	Description	Size	Bore A	
			mm	inch
P796F74	Standard Extra Long Ceramic Cup	3	5	3/16
P796F75	Standard Extra Long Ceramic Cup	4	6	1/4
P796F76	Standard Extra Long Ceramic Cup	5	8	5/16
P796F77	Standard Extra Long Ceramic Cup	6	10	3/8

F Standard Collet Bodies

Part No.	Description	Electrode Size	
		mm	inch
P10N28	Standard Collet Body	3.2	1/8
P10N30	Standard Collet Body	1.0	0.040
P10N31	Standard Collet Body	1.6	1/16
P10N31M	Standard Collet Body	2.0	5/64
P10N32	Standard Collet Body	2.4	3/32

G Standard Collet Bodies

Part No.	Description	Electrode Size	
		mm	inch
P13N26	Standard Collet Body	1.0	0.040
P13N27	Standard Collet Body	1.6	1/16
P13N27M	Standard Collet Body	2.0	5/64
P13N28	Standard Collet Body	2.4	3/32

H Standard Collets

Part No.	Description	Electrode Size	
		mm	inch
P10N22	Standard Collet	1.0	0.040
P10N23	Standard Collet	1.6	1/16
P10N23M	Standard Collet	2.0	5/64
P10N24	Standard Collet	2.4	3/32
P10N25	Standard Collet	3.2	1/8

I Standard Collets

Part No.	Description	Electrode Size	
		mm	inch
P13N21	Standard Collet	1.0	0.040
P13N22	Standard Collet	1.6	1/16
P13N22M	Standard Collet	2.0	5/64
P13N23	Standard Collet	2.4	3/32

J Standard Cup Insulator

Part No.	Description
P18CG	Standard Cup Insulator

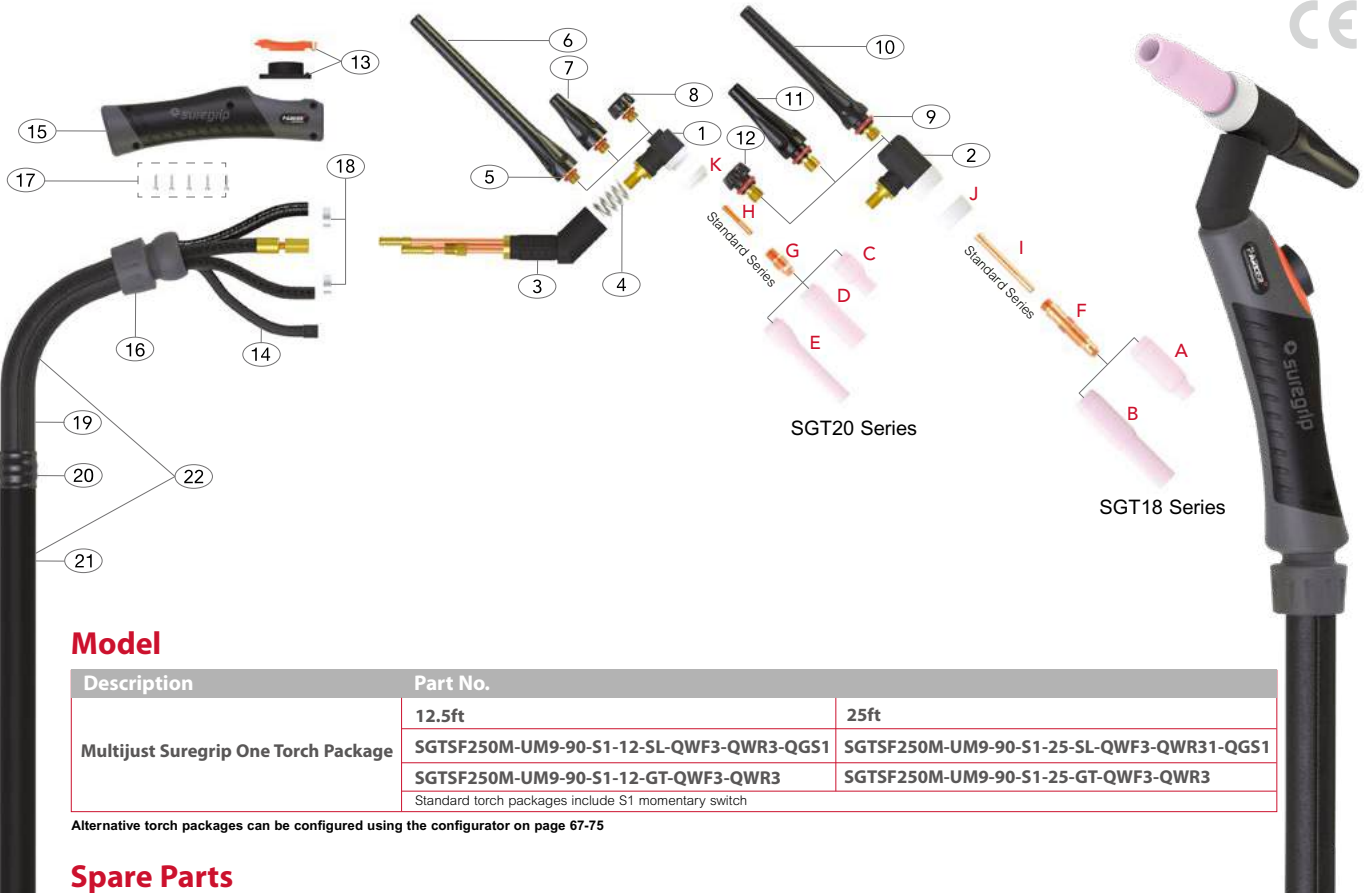
K Stubby Gas Lens Cup Insulator

Part No.	Description
P598882	Stubby Gas Lens Cup Insulator

SGT 250M Multijust Suregrip One Tig Torch Range

Rating: PM9-90 head 225A DC, 160A AC @ 100% duty cycle. Electrode Size: 1.0-3.2mm / 0.040"-1/8"
Rating: PM17-90 head 250A DC, 175A AC @ 100% duty cycle. Electrode Size: 1.0-4.0mm / 0.040"-5/32"

Liquid-Cooled Tig Welding Torch



Model

Description	Part No.	
Multijust Suregrip One Torch Package	12.5ft	25ft
	SGTSF250M-UM9-90-S1-12-SL-QWF3-QWR3-QGS1	
	SGTSF250M-UM9-90-S1-25-SL-QWF3-QWR31-QGS1	
	SGTSF250M-UM9-90-S1-12-GT-QWF3-QWR3	
SGTSF250M-UM9-90-S1-25-GT-QWF3-QWR3		
Standard torch packages include S1 momentary switch		

Alternative torch packages can be configured using the configurator on page 67-75


Spare Parts

Part No.	Description
1	PM9-90 Torch Head 90° (Standard Set-up)
2	PM17-90 Torch Head 90°
3	P250M Torch Body
4	P4276270 Spring
5	P98W77 Back Cap 'O' Ring
6	P41V24 Back Cap Long
7	P41V35 Back Cap Medium
8	P41V33 Back Cap Short
9	P98W18 Back Cap 'O' Ring
10	P57Y02 Back Cap Long
11	P300M Back Cap Medium
12	P57Y04 Back Cap Short
13	PER1MS Momentary Kit

Part No.	Description
14	PERSWLQ4 Switch Lead 12.5ft
	PERSWLQ8 Switch Lead 25ft
15	PERH100N Suregrip Small Ergo Tig Handle
16	PERKJ100 Small Knuckle Joint and Lock Nut
17	PERSP1 Screw Pack
18	P15400020 Hose Clamp 8.7mm
19	PERLC150-08 Leather Cover x 0.8mt
20	PERJK200 Jointing Repair Kit
21	PERNCM-32 Neoprene Cover x 3.2 mt
	PERNCM-72 Neoprene Cover x 7.2mt
22	PERCO150S-40 Sheath x 12.5ft Inc Leather Cover
	PERCO150S-80 Sheath x 25ft Inc Leather Cover

For more information please refer to the following sections:

- Master Wear Parts Table Pages 78-84
- Wear Parts Configuration Table Pages 93-98
- Rear-End / Cable Parts Pages 99-106



SGT 250M Multijust Suregrip One Tig Torch Range

Rating: PM9-90 head 225A DC, 160A AC @ 100% duty cycle. Electrode Size: 1.0-3.2mm / 0.040"-1/8"
 Rating: PM17-90 head 250A DC, 175A AC @ 100% duty cycle. Electrode Size: 1.0-4.0mm / 0.040"-5/32"
 Liquid-Cooled Tig Welding Torch

Wear Parts

A Standard Ceramic Cups

Part No.	Description	Size	Bore A	
			mm	inch
P10N44	Standard Ceramic Cup	12	19	3/4
P10N45	Standard Ceramic Cup	10	16	5/8
P10N46	Standard Ceramic Cup	8	12.5	1/2
P10N47	Standard Ceramic Cup	7	11	7/16
P10N48	Standard Ceramic Cup	6	10	3/8
P10N49	Standard Ceramic Cup	5	8	5/16
P10N50	Standard Ceramic Cup	4	6	1/4

B Standard Long Ceramic Cups

Part No.	Description	Size	Bore A	
			mm	inch
P10N47L	Standard Long Ceramic Cup	7L	11	7/16
P10N48L	Standard Long Ceramic Cup	6L	10	3/8
P10N49L	Standard Long Ceramic Cup	5L	8	5/16

C Standard Ceramic Cups

Part No.	Description	Size	Bore A	
			mm	inch
P13N08	Standard Ceramic Cup	4	6	1/4
P13N09	Standard Ceramic Cup	5	8	5/16
P13N10	Standard Ceramic Cup	6	10	3/8
P13N11	Standard Ceramic Cup	7	11	7/16
P13N12	Standard Ceramic Cup	8	12.5	1/2
P13N13	Standard Ceramic Cup	10	16	5/8

D Standard Long Ceramic Cups

Part No.	Description	Size	Bore A	
			mm	inch
P796F70	Standard Long Ceramic Cup	3	5	3/16
P796F71	Standard Long Ceramic Cup	4	6	1/4
P796F72	Standard Long Ceramic Cup	5	8	5/16
P796F73	Standard Long Ceramic Cup	6	10	3/8

E Standard Extra Long Ceramic Cups

Part No.	Description	Size	Bore A	
			mm	inch
P796F74	Standard Extra Long Ceramic Cup	3	5	3/16
P796F75	Standard Extra Long Ceramic Cup	4	6	1/4
P796F76	Standard Extra Long Ceramic Cup	5	8	5/16
P796F77	Standard Extra Long Ceramic Cup	6	10	3/8

F Standard Collet Bodies

Part No.	Description	Electrode Size	
		mm	inch
P10N28	Standard Collet Body	3.2	1/8
P10N30	Standard Collet Body	1.0	0.040
P10N31	Standard Collet Body	1.6	1/16
P10N31M	Standard Collet Body	2.0	5/64
P10N32	Standard Collet Body	2.4	3/32
P406488	Standard Collet Body	4.0	5/32

G Standard Collet Bodies

Part No.	Description	Electrode Size	
		mm	inch
P13N26	Standard Collet Body	1.0	0.040
P13N27	Standard Collet Body	1.6	1/16
P13N27M	Standard Collet Body	2.0	5/64
P13N28	Standard Collet Body	2.4	3/32
P13N29	Standard Collet Body	3.2	1/8

H Standard Collets

Part No.	Description	Electrode Size	
		mm	inch
P13N21	Standard Collet	1.0	0.040
P13N22	Standard Collet	1.6	1/16
P13N22M	Standard Collet	2.0	5/64
P13N23	Standard Collet	2.4	3/32
P13N24	Standard Collet	3.2	1/8

I Standard Collets

Part No.	Description	Electrode Size	
		mm	inch
P10N22	Standard Collet	1.0	0.040
P10N23	Standard Collet	1.6	1/16
P10N23M	Standard Collet	2.0	5/64
P10N24	Standard Collet	2.4	3/32
P10N25	Standard Collet	3.2	1/8
P54N20	Standard Collet	4.0	5/32

J Standard Cup Insulator

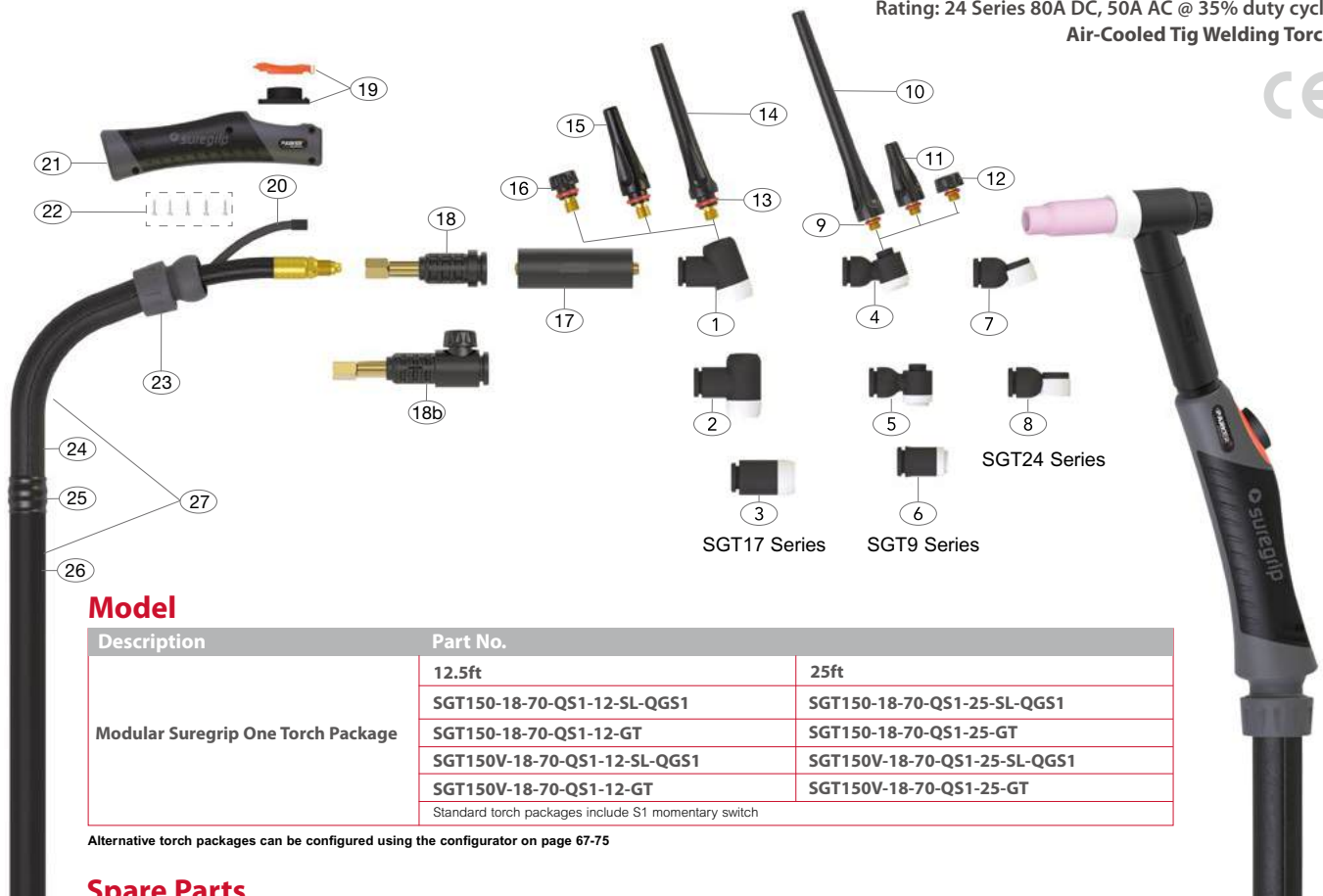
Part No.	Description
P18CG	Standard Cup Insulator

K Stubby Gas Lens Cup Insulator

Part No.	Description
P598882	Stubby Gas Lens Cup Insulator

SGT A150 Modular Suregrip One Tig Torch Range

Rating: 17 Series 150A DC, 115A AC @ 35% duty cycle
 Rating: 9 Series 125A DC, 100A AC @ 35% duty cycle
 Rating: 24 Series 80A DC, 50A AC @ 35% duty cycle
Air-Cooled Tig Welding Torch



Model

Description	Part No.	
	12.5ft	25ft
Modular Suregrip One Torch Package	SGT150-18-70-QS1-12-SL-QGS1	SGT150-18-70-QS1-25-SL-QGS1
	SGT150-18-70-QS1-12-GT	SGT150-18-70-QS1-25-GT
	SGT150V-18-70-QS1-12-SL-QGS1	SGT150V-18-70-QS1-25-SL-QGS1
	SGT150V-18-70-QS1-12-GT	SGT150V-18-70-QS1-25-GT

Standard torch packages include S1 momentary switch

Alternative torch packages can be configured using the configurator on page 67-75

Spare Parts

Part No.	Description
1	P18-70 Torch Head 70° (Standard Set up)
2	P18-90 Torch Head 90°
3	P18-180 Torch Head 180°
4	P20-70 Torch Head 70°
5	P20-90 Torch Head 90°
6	P20-180 Torch Head 180°
7	P24-70 Torch Head 70°
8	P24-90 Torch Head 90°
9	P98W77 Back Cap 'O' Ring
10	P41V24 Back Cap Long
11	P41V35 Back Cap Medium
12	P41V33 Back Cap Short
13	P98W18 Back Cap 'O' Ring
14	P57Y02 Back Cap Long
15	P300M Back Cap Medium
16	P57Y04 Back Cap Short
17	P150CE Flexible Element

Part No.	Description
18	P150TB Torch Body
18b	P150VTB Valve Torch Body
19	PER1MS Momentary Kit
20	PERSWLQ4 Trigger Lead 12.5ft
	PERSWLQ8 Trigger Lead 25ft
21	PERH100 Small Ergo Tig Handle
22	PERSP1 Screw Pack
23	PERKJ100 Suregrip Small Knuckle Joint
24	PERLC100-08 Leather Cover x 0.8mt
25	PERJK100 Joint Repair Kit
26	PERNCS-32 Neoprene Cover Assembly x 3.2mt
	PERNCS-72 Neoprene Cover Assembly x 7.2mt
27	PERCO100-40 Sheath x 12.5ft Inc Leather Cover
	PERCO100-80 Sheath x 25ft Inc Leather Cover

Modular Kits

For more information please refer to Page 89-91

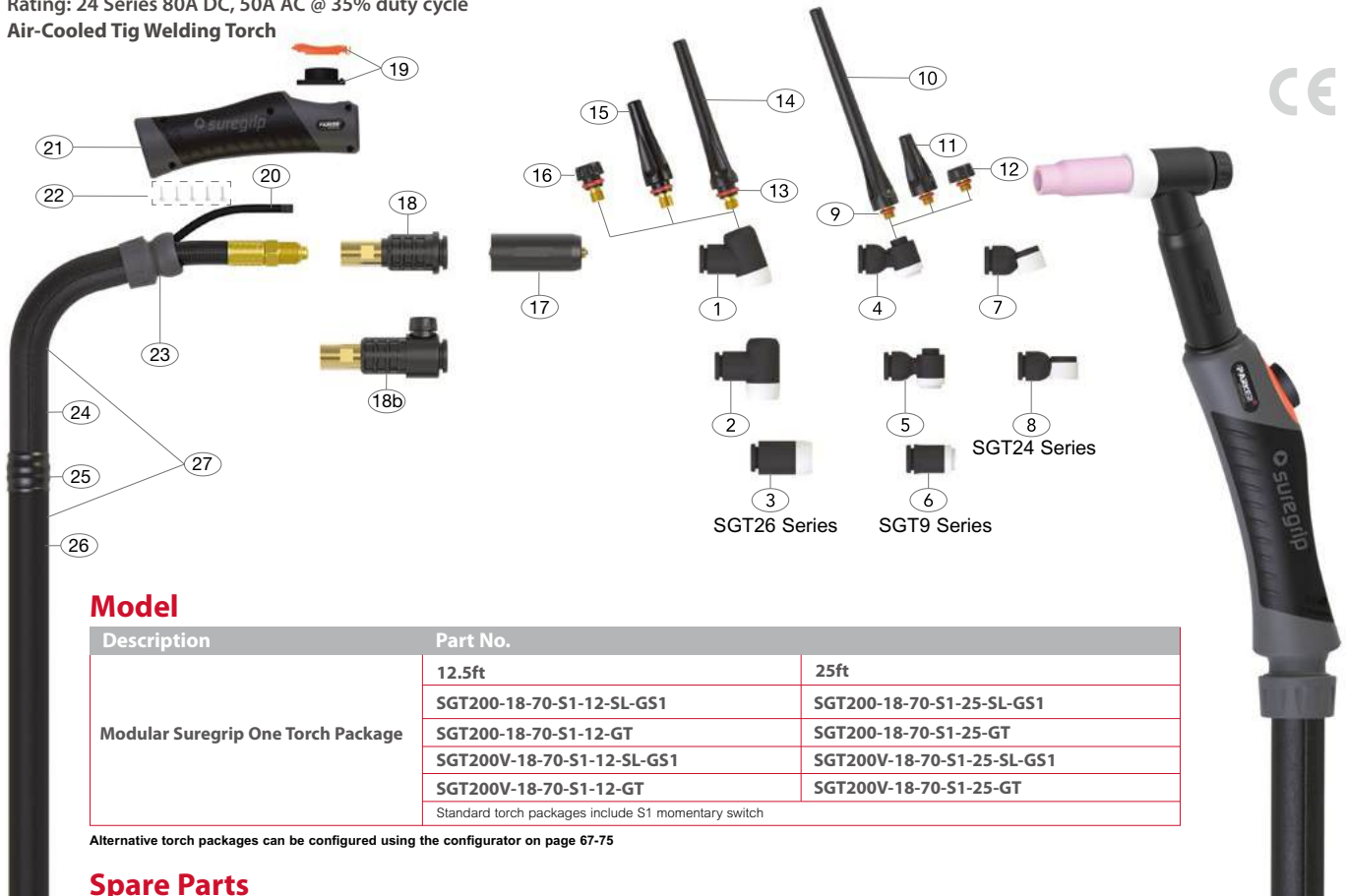
For more information please refer to the following sections:

- Master Wear Parts Table Pages 78-84
- Wear Parts Configuration Table Pages 93-98
- Rear-End / Cable Parts Pages 99-106



SGT A200 Modular Suregrip One Tig Torch Range

Rating: 26 Series 180A DC, 125A AC @ 35% duty cycle
 Rating: 9 Series 125A DC, 100A AC @ 35% duty cycle
 Rating: 24 Series 80A DC, 50A AC @ 35% duty cycle
Air-Cooled Tig Welding Torch



Model

Description	Part No.	
Modular Suregrip One Torch Package	12.5ft	25ft
	SGT200-18-70-S1-12-SL-GS1	SGT200-18-70-S1-25-SL-GS1
	SGT200-18-70-S1-12-GT	SGT200-18-70-S1-25-GT
	SGT200V-18-70-S1-12-SL-GS1	SGT200V-18-70-S1-25-SL-GS1
	SGT200V-18-70-S1-12-GT	SGT200V-18-70-S1-25-GT

Standard torch packages include S1 momentary switch

Alternative torch packages can be configured using the configurator on page 67-75

Spare Parts

Part No.	Description
1	P18-70 Torch Head 70° (Standard Set up)
2	P18-90 Torch Head 90°
3	P18-180 Torch Head 180°
4	P20-70 Torch Head 70°
5	P20-90 Torch Head 90°
6	P20-180 Torch Head 180°
7	P24-70 Torch Head 70°
8	P24-90 Torch Head 90°
9	P98W77 Back Cap 'O' Ring
10	P41V24 Back Cap Long
11	P41V35 Back Cap Medium
12	P41V33 Back Cap Short
13	P98W18 Back Cap 'O' Ring
14	P57Y02 Back Cap Long
15	P300M Back Cap Medium
16	P57Y04 Back Cap Short
17	P200CE Flexible Element

Part No.	Description
18	P200TB Torch Body
18b	P200VTB Valve Torch Body
19	PER1MS Momentary Kit
20	PERSWLQ4 Trigger Lead 12.5ft
	PERSWLQ8 Trigger Lead 25ft
21	PERH200 Suregrip Large Ergo Tig Handle
22	PERSP1 Screw Pack
23	PERKJ200 Suregrip Knuckle Joint & Lock Nut
24	PERLC200-08 Leather Cover x 0.8mt
25	PERJK200 Joint Repair Kit
26	PERNCL-32 Neoprene Cover x 3.2mt
	PERNCL-72 Neoprene Cover x 7.2mt
27	PERCO200-40 Sheath x 12.5ft Inc Leather Cover
	PERCO200-80 Sheath x 25ft Inc Leather Cover

Modular Kits

For more information please refer to Page 89-91

For more information please refer to the following sections:

- Master Wear Parts Table Pages 78-84
- Wear Parts Configuration Table Pages 93-98
- Rear-End / Cable Parts Pages 99-106



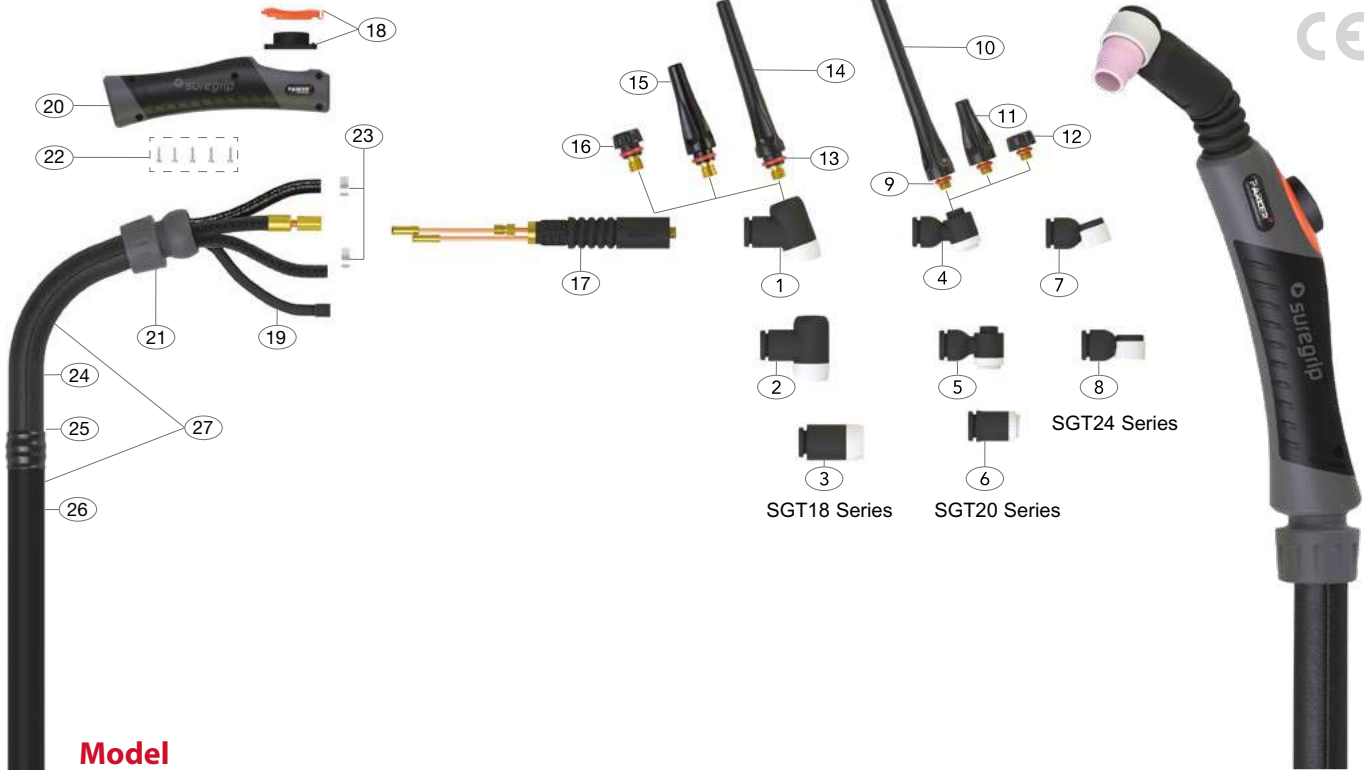
SGT W225 Modular Suregrip One Tig Torch Range

Rating: P18 Series 225A DC, 160A AC @ 100% duty cycle. Electrode Size: 1.0-3.2mm / 0.040"-1/8"

Rating: P20 Series 200A DC, 140A AC @ 100% duty cycle. Electrode Size: 1.0-3.2mm / 0.040"-1/8"

Rating: P24 Series 160A DC, 115A AC @ 100% duty cycle. Electrode Size: 0.5-2.4mm / 0.020"-3/32"

Liquid-Cooled Tig Welding Torch



Model

Description	Part No.	
	12.5ft	25ft
Modular Suregrip One Torch Package	SGTSF225-U20-70-QS1-12-SL-QWF3-QWR3-QGS1	SGTSF225-U20-70-51-25-SL-QWF3-QWR3-GS1
	SGTSF225-U20-70-QS1-12-GT-QWF3-QWR3	SGTSF225-U20-70-51-25-GT-QWF3-QWR3
	Standard torch packages include S1 momentary switch	

Alternative torch packages can be configured using the configurator on page 67-75

For more information please refer to the following sections:

- Master Wear Parts Table Pages 78-84
- Wear Parts Configuration Table Pages 93-98
- Rear-End / Cable Parts Pages 99-106



SGT W225 Modular Suregrip One Tig Torch Range

Rating: P18 Series 225A DC, 160A AC @ 100% duty cycle. Electrode Size: 1.0-3.2mm / 0.040"-1/8"

Rating: P20 Series 200A DC, 140A AC @ 100% duty cycle. Electrode Size: 1.0-3.2mm / 0.040"-1/8"

Rating: P24 Series 160A DC, 115A AC @ 100% duty cycle. Electrode Size: 0.5-2.4mm / 0.020"-3/32"

Liquid-Cooled Tig Welding Torch



Spare Parts

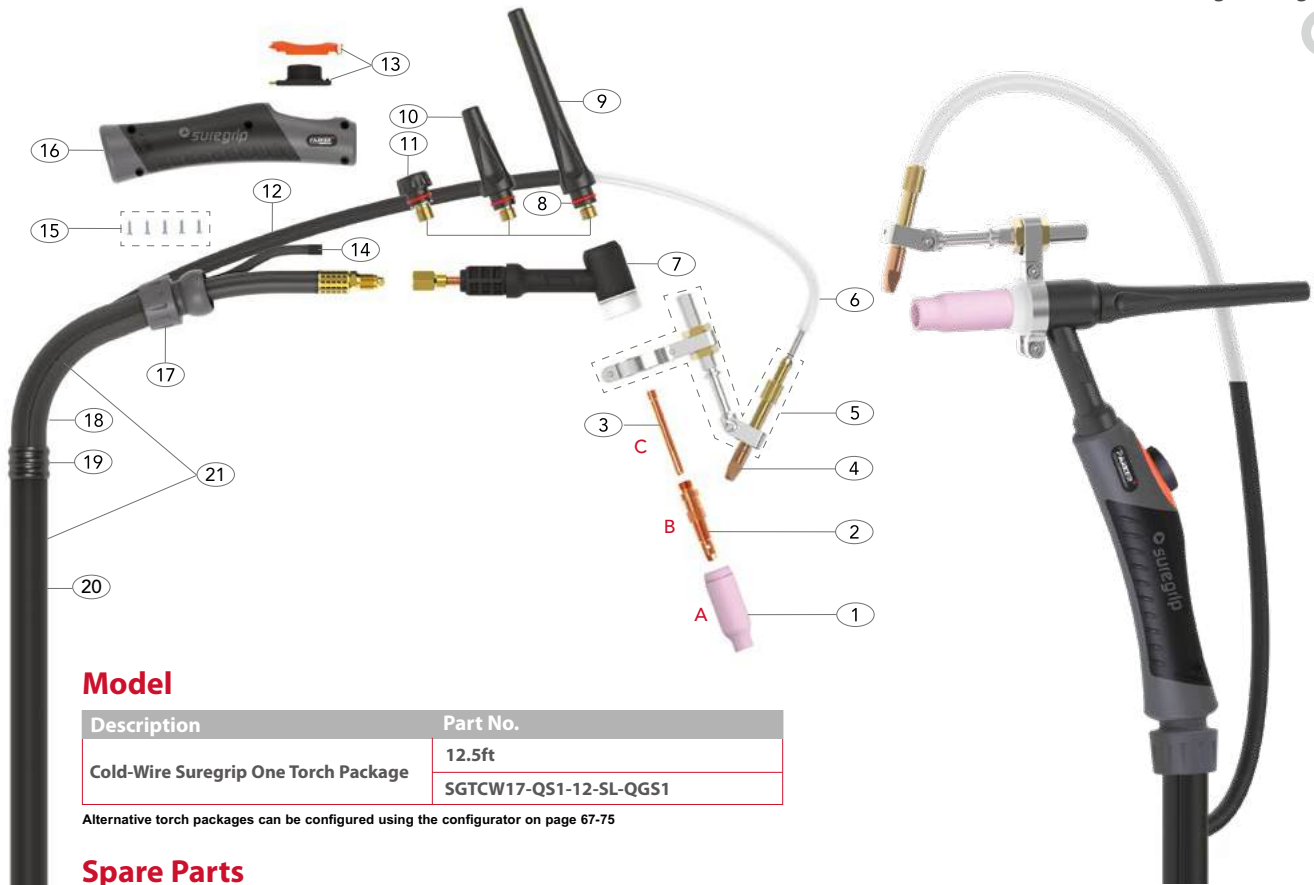
Part No.	Description
1 P18-70	Torch Head 70°
2 P18-90	Torch Head 90°
3 P18-180	Torch Head 180°
4 P20-70	Torch Head 70° (Standard Set-up)
5 P20-90	Torch Head 90°
6 P20-180	Torch Head 180°
7 P24-70	Torch Head 70°
8 P24-90	Torch Head 90°
9 P98W77	Back Cap 'O' Ring
10 P41V24	Back Cap Long
11 P41V35	Back Cap Medium
12 P41V33	Back Cap Short
13 P98W18	Back Cap 'O' Ring
14 P57Y02	Back Cap Long
15 P300M	Back Cap Medium
16 P57Y04	Back Cap Short
17 P225F	Torch Body

Part No.	Description
18 PER1MS	Momentary Kit
19 PERSWLQ4	Switch Lead 12.5ft
PERSWLQ8	Switch Lead 25ft
20 PERH100N	Suregrip Small Ergo Tig Handle
21 PERKJ100	Small Knuckle Joint and Lock Nut
22 PERSP1	Screw Pack
23 P15400020	Hose Clamp 8.7mm
24 PERLC150-08	Leather Cover x 0.8mt
25 PERJK200	Jointing Repair Kit
26 PERNCM-32	Neoprene Cover x 3.2mt
PERNCM-72	Neoprene Cover x 7.2mt
27 PERCO150S-40	Sheath x 12.5ft Inc Leather Cover
PERCO150S-80	Sheath x 25ft Inc Leather Cover

SGTCW 17 Cold-Wire Suregrip One Tig Torch Range

Rating: 150A DC, 105A AC @ 35% duty cycle. Electrode Size: 1.0-3.2mm / 0.040"-1/8"

Air-Cooled Tig Welding Torch



Model

Description	Part No.
Cold-Wire Suregrip One Torch Package	12.5ft SGTCW17-QS1-12-SL-QGS1

Alternative torch packages can be configured using the configurator on page 67-75

Spare Parts

Part No.	Description
1	P10N47 Standard Ceramic Cup
2	P10N31M Standard Collet Body
3	P10N23M Standard Collet
4	PB2505-10 Contact Tip 1.0mm
5	PCWT172618SC-SPK CW Torch Body Clamp Assembly
6	SRS-70-ID6MM-40 Insulation Tube 400mm
7	PCW17 Torch Body CWT
8	P98W18 Back Cap 'O' Ring
9	P57Y02 Back Cap Long
10	P300M Back Cap Medium
11	P57Y04 Back Cap Short
12	PB5008M-40 Outer Liner 4mt
13	PER1MS Momentary Kit

Part No.	Description
14	PERSWL4 Trigger Lead 12.5ft
15	PERSP1 Screw Pack
16	PERH100 Suregrip Small Ergo Tig Handle
17	PERKJ100 Small Knuckle Joint and Lock Nut
18	PHWERLC100-08 Leather Cover x 0.8mt
19	PCWJK100 Jointing Repair Kit
20	PHWERNCS-32 Neoprene Cover x 3.2mt
21	PHWERC0100-40 Sheath x 12.5ft Inc Leather Cover

For more information please refer to the following sections:

- Master Wear Parts Table Pages 78-84
- Wear Parts Configuration Table Pages 93-98
- Rear-End / Cable Parts Pages 99-106

SGTCW 17 Cold-Wire Suregrip One Tig Torch Range

Rating: 150A DC, 105A AC @ 35% duty cycle. Electrode Size: 1.0-3.2mm / 0.040"-1/8"

Air-Cooled Tig Welding Torch



Wear Parts

A Standard Ceramic Cups

Part No.	Description	Size	Bore A	
			mm	inch
P10N44	Standard Ceramic Cup	12	19	3/4
P10N45	Standard Ceramic Cup	10	16	5/8
P10N46	Standard Ceramic Cup	8	12.5	1/2
P10N47	Standard Ceramic Cup	7	11	7/16
P10N48	Standard Ceramic Cup	6	10	3/8
P10N49	Standard Ceramic Cup	5	8	5/16
P10N50	Standard Ceramic Cup	4	6	1/4

C Standard Collets

Part No.	Description	Electrode Size	
		mm	inch
P10N22	Standard Collet	1.0	0.040
P10N23	Standard Collet	1.6	1/16
P10N23M	Standard Collet	2.0	5/64
P10N24	Standard Collet	2.4	3/32
P10N25	Standard Collet	3.2	1/8

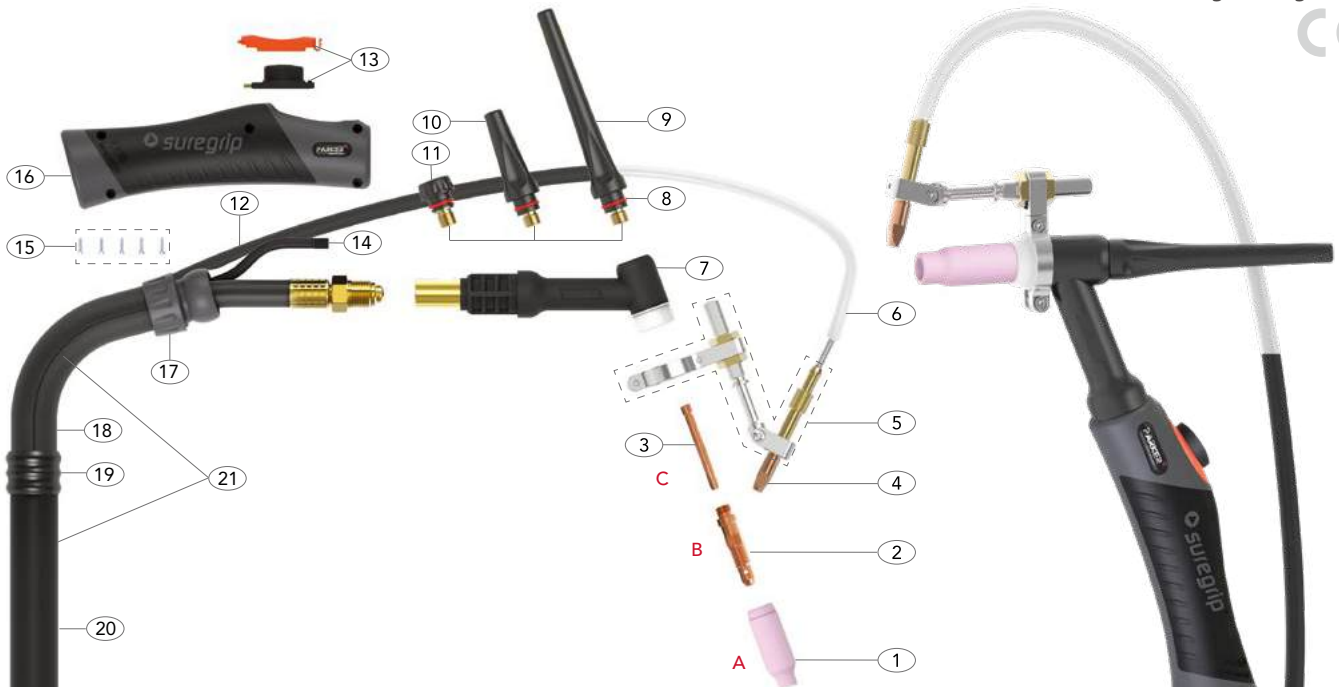
B Standard Collet Bodies

Part No.	Description	Electrode Size	
		mm	inch
P10N30	Standard Collet Body	1.0	0.040
P10N31	Standard Collet Body	1.6	1/16
P10N31M	Standard Collet Body	2.0	5/64
P10N32	Standard Collet Body	2.4	3/32
P10N28	Standard Collet Body	3.2	1/8

SGTCW 26 Cold-Wire Suregrip One Tig Torch Range

Rating: 180A DC, 125A AC @ 35% duty cycle. Electrode Size: 1.0-4.0mm / 0.040"-5/32"

Air-Cooled Tig Welding Torch



Model

Description	Part No.
Cold-Wire Suregrip One Torch Package	12.5ft
	SGTCW26-QS1-12-SL-QGS1

Alternative torch packages can be configured using the configurator on page 67-75

Spare Parts

Part No.	Description
1	P10N48 Standard Ceramic Cup
2	P10N32 Standard Collet Body
3	P10N24 Standard Collet
4	PB2505-10 Contact Tip 1.0mm
5	PCWT172618SC-SPK CW Torch Body Clamp Assembly
6	SRS-70-ID6MM-40 Insulation Tube 400mm
7	PCW26 Torch Body CWT
8	P98W18 Back Cap 'O' Ring
9	P57Y02 Back Cap Long
10	P300M Back Cap Medium
11	P57Y04 Back Cap Short
12	PB5008M-40 Outer Liner 4mt
13	PER1MS Momentary Kit

Part No.	Description
14	PERSWL4 Trigger Lead 12.5ft
15	PERSP1 Screw Pack
16	PERH200 Suregrip Large Ergo Tig Handle
17	PERKJ200 Large Knuckle Joint and Lock Nut
18	PHWERLC200-08 Leather Cover x 0.8mt
19	PCWJK200 Jointing Repair Kit
20	PHWERNCL-32 Neoprene Cover x 3.2mt
21	PHWERC0200-40 Sheath x 12.5ft Inc Leather Cover

For more information please refer to the following sections:

- Master Wear Parts Table Pages 78-84
- Wear Parts Configuration Table Pages 93-98
- Rear-End / Cable Parts Pages 99-106

SGTCW 26 Cold-Wire Suregrip One Tig Torch Range

Rating: 180A DC, 125A AC @ 35% duty cycle. Electrode Size: 1.0-4.0mm / 0.040"-5/32"

Air-Cooled Tig Welding Torch



Wear Parts

A Standard Ceramic Cups

Part No.	Description	Size	Bore A	
			mm	inch
P10N44	Standard Ceramic Cup	12	19	3/4
P10N45	Standard Ceramic Cup	10	16	5/8
P10N46	Standard Ceramic Cup	8	12.5	1/2
P10N47	Standard Ceramic Cup	7	11	7/16
P10N48	Standard Ceramic Cup	6	10	3/8
P10N49	Standard Ceramic Cup	5	8	5/16
P10N50	Standard Ceramic Cup	4	6	1/4

C Standard Collets

Part No.	Description	Electrode Size	
		mm	inch
P10N22	Standard Collet	1.0	0.040
P10N23	Standard Collet	1.6	1/16
P10N23M	Standard Collet	2.0	5/64
P10N24	Standard Collet	2.4	3/32
P10N25	Standard Collet	3.2	1/8

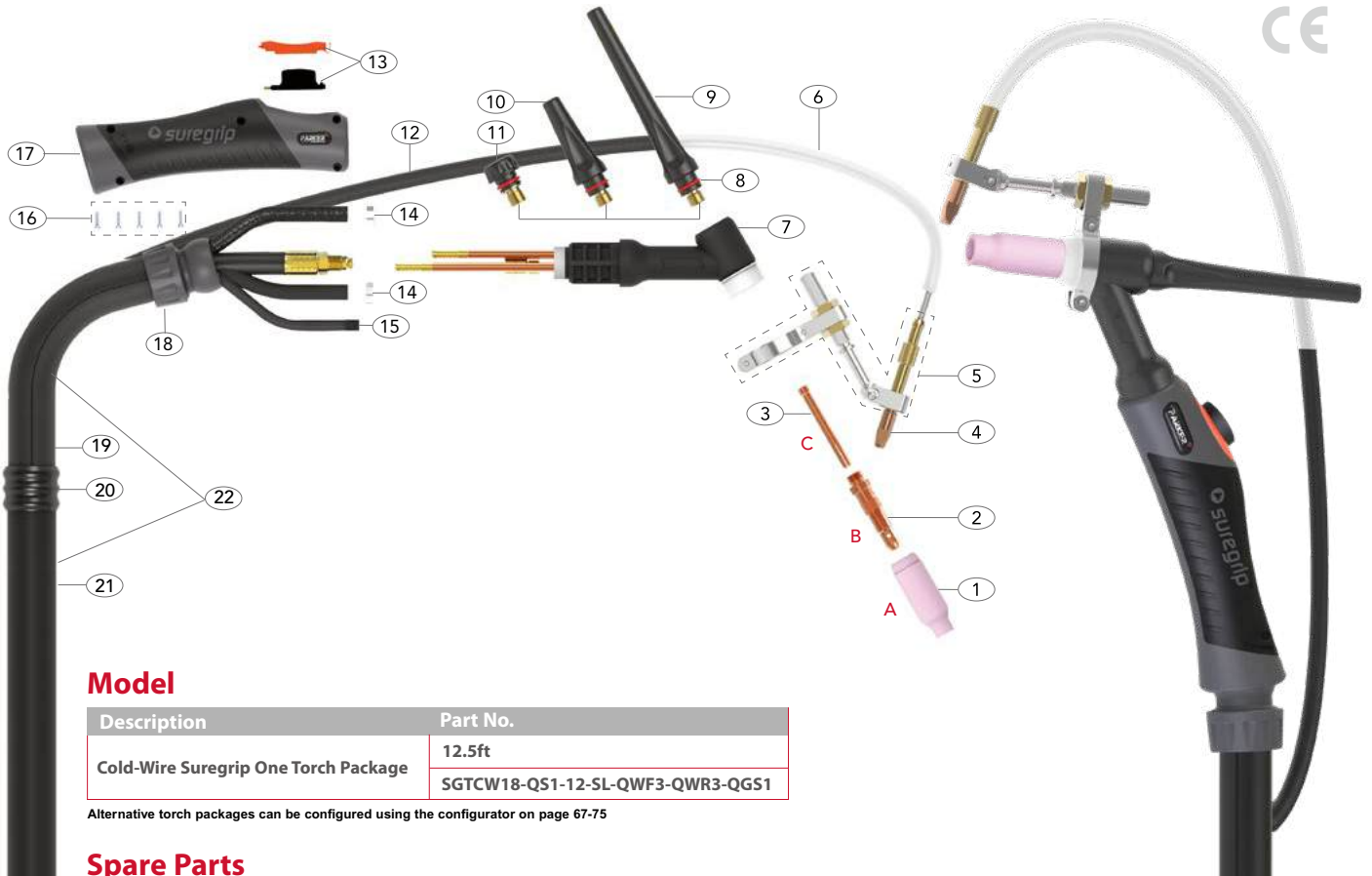
B Standard Collet Bodies

Part No.	Description	Electrode Size	
		mm	inch
P10N30	Standard Collet Body	1.0	0.040
P10N31	Standard Collet Body	1.6	1/16
P10N31M	Standard Collet Body	2.0	5/64
P10N32	Standard Collet Body	2.4	3/32
P10N28	Standard Collet Body	3.2	1/8

SGTCW 18 Cold-Wire Suregrip One Tig Torch Range

Rating: 380A DC, 270A AC @ 100% duty cycle. Electrode Size: 1.0-4.0mm / 0.040"-5/32"

Liquid-Cooled Tig Welding Torch



Model

Description	Part No.
Cold-Wire Suregrip One Torch Package	12.5ft SGTCW18-QS1-12-SL-QWF3-QWR3-QGS1


Alternative torch packages can be configured using the configurator on page 67-75

Spare Parts

Part No.	Description
1 P10N46	Standard Ceramic Cup
2 P10N28	Standard Collet Body
3 P10N25	Standard Collet
4 PB2505-10	Contact Tip 1.0mm
5 PCWT18-SPK	CW Torch Body Clamp Assembly
6 SRS-70-ID6MM-40	Insulation Tube 400mm
7 PCW18	Torch Body CWT
8 P98W18	Back Cap 'O' Ring
9 P57Y02	Back Cap Long
10 P300M	Back Cap Medium
11 P57Y04	Back Cap Short
12 PB5008M-40	Outer Liner 4mt
13 PER1MS	Momentary Kit

Part No.	Description
14 P15400022	Hose Clamp 9.5mm
15 PERSWL4	Trigger Lead 12.5ft
16 PERSP1	Screw Pack
17 PERH200N	Suregrip Large Ergo Tig Handle
18 PERKJ200	Large Knuckle Joint and Lock Nut
19 PHWERLC200-08	Leather Cover x 0.8mt
20 PCWJK200	Jointing Repair Kit
21 PHWERNCL-32	Neoprene Cover x 3.2mt
22 PHWERC0200-40	Sheath x 12.5ft Inc Leather Cover

For more information please refer to the following sections:
 •Master Wear Parts Table Pages 78-84
 •Wear Parts Configuration Table Pages 93-98
 •Rear-End / Cable Parts Pages 99-106



SGTCW 18 Cold-Wire Suregrip One Tig Torch Range

Rating: 380A DC, 270A AC @ 100% duty cycle. Electrode Size: 1.0-4.0mm / 0.040"-5/32"

Liquid-Cooled Tig Welding Torch



Wear Parts

A Standard Ceramic Cups

Part No.	Description	Size	Bore A	
			mm	inch
P10N44	Standard Ceramic Cup	12	19	3/4
P10N45	Standard Ceramic Cup	10	16	5/8
P10N46	Standard Ceramic Cup	8	12.5	1/2
P10N47	Standard Ceramic Cup	7	11	7/16
P10N48	Standard Ceramic Cup	6	10	3/8
P10N49	Standard Ceramic Cup	5	8	5/16
P10N50	Standard Ceramic Cup	4	6	1/4

C Standard Collets

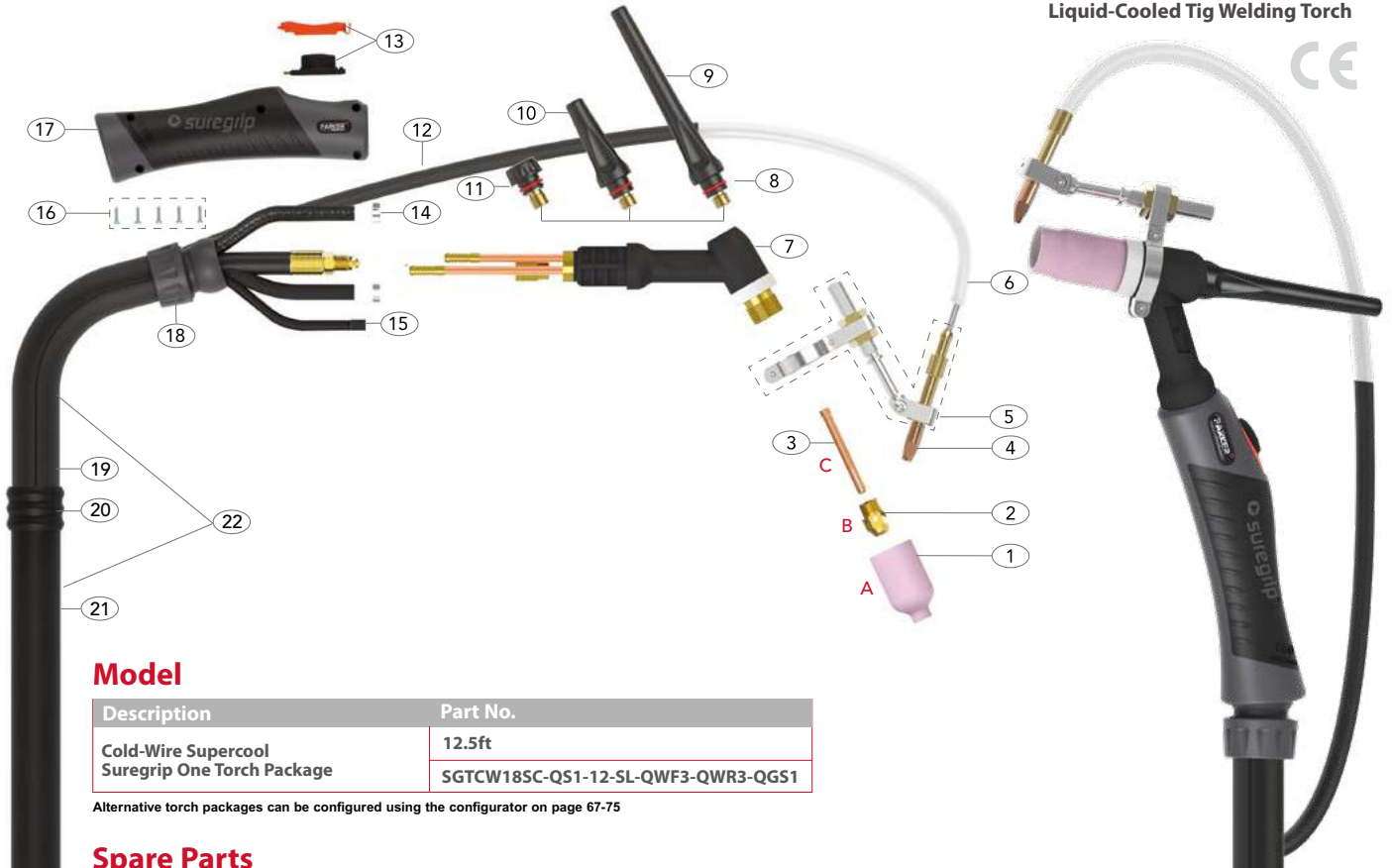
Part No.	Description	Electrode Size	
		mm	inch
P10N22	Standard Collet	1.0	0.040
P10N23	Standard Collet	1.6	1/16
P10N23M	Standard Collet	2.0	5/64
P10N24	Standard Collet	2.4	3/32
P10N25	Standard Collet	3.2	1/8
P54N20	Standard Collet	4.0	5/32

B Standard Collet Bodies

Part No.	Description	Electrode Size	
		mm	inch
P10N30	Standard Collet Body	1.0	0.040
P10N31	Standard Collet Body	1.6	1/16
P10N31M	Standard Collet Body	2.0	5/64
P10N32	Standard Collet Body	2.4	3/32
P406488	Standard Collet Body	4.0	5/32
P10N28	Standard Collet Body	3.2	1/8

SGTCW 18SC Cold-Wire Supercool Suregrip One Tig Torch Range

Rating: 410A DC, 290A AC @ 100% duty cycle. Electrode Size: 1.0-4.8mm / 0.040"-3/16"
Liquid-Cooled Tig Welding Torch



Model

Description	Part No.
Cold-Wire Supercool Suregrip One Torch Package	12.5ft
	SGTCW18SC-QS1-12-SL-QWF3-QWR3-QGS1

Alternative torch packages can be configured using the configurator on page 67-75

Spare Parts

Part No.	Description
1	P54N14 Gas Lens Cup
2	PNCB-53 Standard Nose Collet Body
3	P10N25 Standard Collet
4	PB2505-10 Contact Tip 1.0mm
5	PCWT172618SC-SPK CW Torch Body Clamp Assembly
6	SRS-70-ID6MM-40 Insulation Tube 400mm
7	PWP18SC Torch Body Standard
8	P98W18 Back Cap 'O' Ring
9	P57Y02 Back Cap Long
10	P300M Back Cap Medium
11	P57Y04 Back Cap Short
12	PB5008M-40 Outer Liner 4mt
13	PER1MS Momentary Kit

Part No.	Description
14	P15400022 Hose Clamp 9.5mm
15	PERSWL4 Trigger Lead 12.5ft
16	PERSP1 Screw Pack
17	PERH200N Suregrip Large Ergo Tig Handle
18	PERKJ200 Large Knuckle Joint and Lock Nut
19	PHWERLC200-08 Leather Cover x 0.8mt
20	PCWJK200 Jointing Repair Kit
21	PHWERNCL-32 Neoprene Cover x 3.2mt
22	PHWERC0200-40 Sheath x 12.5ft Inc Leather Cover

For more information please refer to the following sections:

- Master Wear Parts Table Pages 78-84
- Wear Parts Configuration Table Pages 93-98
- Rear-End / Cable Parts Pages 99-106



SGTCW 18SC Cold-Wire Supercool Suregrip One Tig Torch Range

Rating: 410A DC, 290A AC @ 100% duty cycle. Electrode Size: 1.0-4.8mm / 0.040"-3/16"

Liquid-Cooled Tig Welding Torch

Wear Parts

A Gas Lens Ceramic Cups

Part No.	Description	Size	Bore A	
			mm	inch
P54N14	Gas Lens Cup	8	12.5	1/2
P54N15	Gas Lens Cup	7	11	7/16
P54N16	Gas Lens Cup	6	10	3/8
P54N17	Gas Lens Cup	5	8	5/16
P54N18	Gas Lens Cup	4	6	1/4
P54N19	Gas Lens Cup	11	17	11/16

B Heavy Duty Collet Bodies

Part No.	Description	Bore
		mm
PNCB-53	Standard Nose Collet Body	3.4
PNCB-36	Heavy Duty Nose Collet Body	5.0

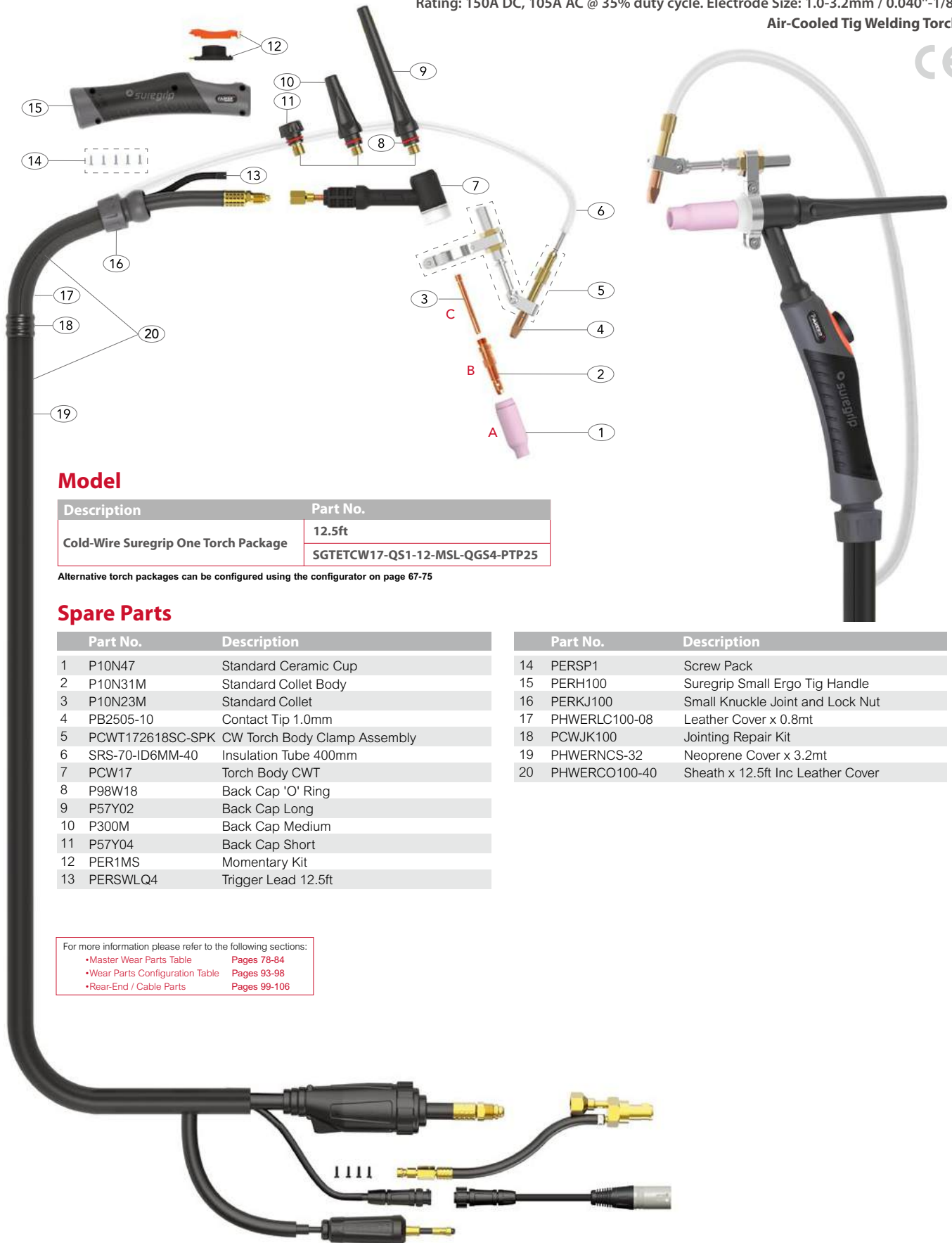
C Standard Collets

Part No.	Description	Electrode Size	
		mm	inch
P10N22	Standard Collet	1.0	0.040
P10N23	Standard Collet	1.6	1/16
P10N23M	Standard Collet	2.0	5/64
P10N24	Standard Collet	2.4	3/32
P10N25	Standard Collet	3.2	1/8
P54N20	Standard Collet	4.0	5/32

SGTETCW 17 Electrex Cold-Wire Suregrip One Tig Torch Range

Rating: 150A DC, 105A AC @ 35% duty cycle. Electrode Size: 1.0-3.2mm / 0.040"-1/8"

Air-Cooled Tig Welding Torch



Model

Description	Part No.
Cold-Wire Suregrip One Torch Package	12.5ft SGTETCW17-QS1-12-MSL-QGS4-PTP25

Alternative torch packages can be configured using the configurator on page 67-75

Spare Parts

Part No.	Description
1	P10N47 Standard Ceramic Cup
2	P10N31M Standard Collet Body
3	P10N23M Standard Collet
4	PB2505-10 Contact Tip 1.0mm
5	PCWT172618SC-SPK CW Torch Body Clamp Assembly
6	SRS-70-ID6MM-40 Insulation Tube 400mm
7	PCW17 Torch Body CWT
8	P98W18 Back Cap 'O' Ring
9	P57Y02 Back Cap Long
10	P300M Back Cap Medium
11	P57Y04 Back Cap Short
12	PER1MS Momentary Kit
13	PERSWLQ4 Trigger Lead 12.5ft

Part No.	Description
14	PERSP1 Screw Pack
15	PERH100 Suregrip Small Ergo Tig Handle
16	PERKJ100 Small Knuckle Joint and Lock Nut
17	PHWERLC100-08 Leather Cover x 0.8mt
18	PCWJK100 Jointing Repair Kit
19	PHWERNCS-32 Neoprene Cover x 3.2mt
20	PHWERC0100-40 Sheath x 12.5ft Inc Leather Cover

For more information please refer to the following sections:

- Master Wear Parts Table Pages 78-84
- Wear Parts Configuration Table Pages 93-98
- Rear-End / Cable Parts Pages 99-106

SGTETCW 17 Electrex Cold-Wire Suregrip One Tig Torch Range

Rating: 150A DC, 105A AC @ 35% duty cycle. Electrode Size: 1.0-3.2mm / 0.040"-1/8"

Air-Cooled Tig Welding Torch

Wear Parts

A Standard Ceramic Cups

Part No.	Description	Size	Bore A	
			mm	inch
P10N44	Standard Ceramic Cup	12	19	3/4
P10N45	Standard Ceramic Cup	10	16	5/8
P10N46	Standard Ceramic Cup	8	12.5	1/2
P10N47	Standard Ceramic Cup	7	11	7/16
P10N48	Standard Ceramic Cup	6	10	3/8
P10N49	Standard Ceramic Cup	5	8	5/16
P10N50	Standard Ceramic Cup	4	6	1/4

B Standard Collet Bodies

Part No.	Description	Electrode Size	
		mm	inch
P10N30	Standard Collet Body	1.0	0.040
P10N31	Standard Collet Body	1.6	1/16
P10N31M	Standard Collet Body	2.0	5/64
P10N32	Standard Collet Body	2.4	3/32
P10N28	Standard Collet Body	3.2	1/8

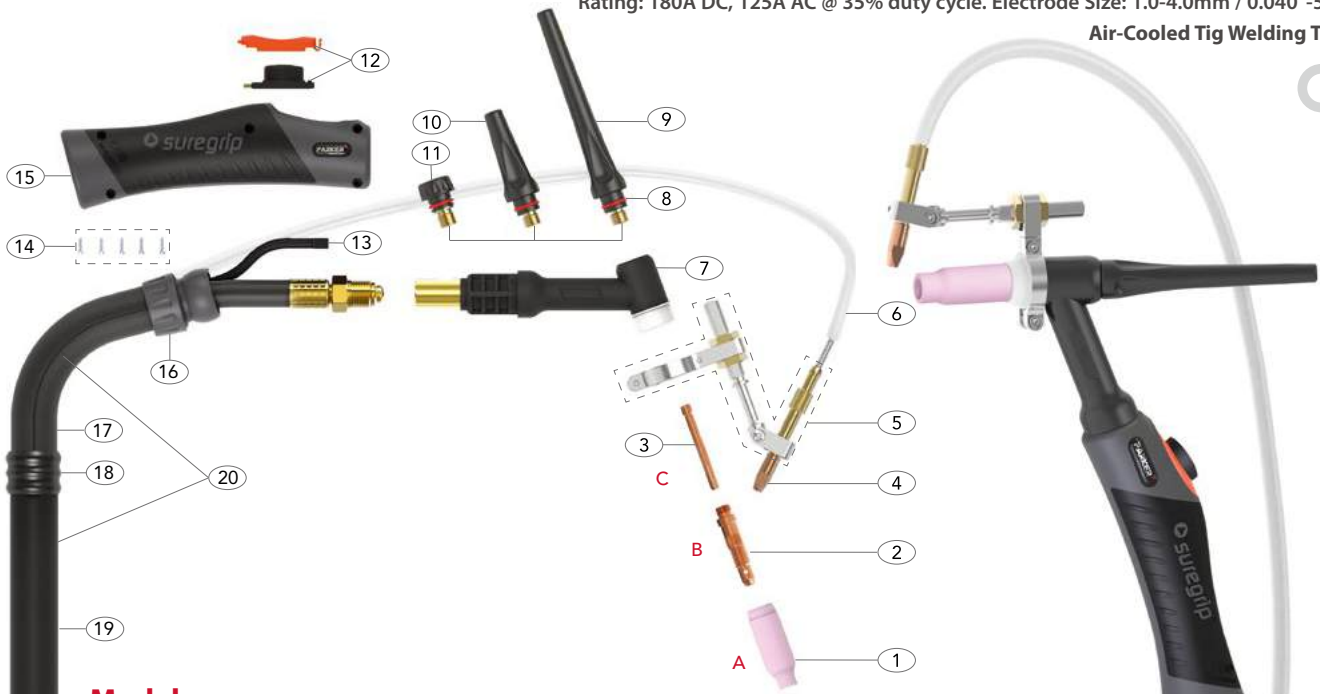
C Standard Collets

Part No.	Description	Electrode Size	
		mm	inch
P10N22	Standard Collet	1.0	0.040
P10N23	Standard Collet	1.6	1/16
P10N23M	Standard Collet	2.0	5/64
P10N24	Standard Collet	2.4	3/32
P10N25	Standard Collet	3.2	1/8

SGTETCW 26 Electrex Cold-Wire Suregrip One Tig Torch Range

Rating: 180A DC, 125A AC @ 35% duty cycle. Electrode Size: 1.0-4.0mm / 0.040"-5/32"

Air-Cooled Tig Welding Torch



Model

Description	Part No.
Cold-Wire Suregrip One Torch Package	12.5ft
	SGTETCW26-QS1-12-MSL-QGS4-PTP25

Alternative torch packages can be configured using the configurator on page 67-75

Spare Parts

Part No.	Description
1 P10N48	Standard Ceramic Cup
2 P10N32	Standard Collet Body
3 P10N24	Standard Collet
4 PB2505-10	Contact Tip 1.0mm
5 PCWT172618SC-SPK	CW Torch Body Clamp Assembly
6 SRS-70-ID6MM-40	Insulation Tube 400mm
7 PCW26	Torch Body CWT
8 P98W18	Back Cap 'O' Ring
9 P57Y02	Back Cap Long
10 P300M	Back Cap Medium
11 P57Y04	Back Cap Short
12 PER1MS	Momentary Kit
13 PERSWLQ4	Trigger Lead 12.5ft

Part No.	Description
14 PERSP1	Screw Pack
15 PERH200	Suregrip Large Ergo Tig Handle
16 PERKJ200	Large Knuckle Joint and Lock Nut
17 PHWERLC200-08	Leather Cover x 0.8mt
18 PCWJK200	Jointing Repair Kit
19 PHWERNCL-32	Neoprene Cover x 3.2mt
20 PHWERC0200-40	Sheath x 12.5ft Inc Leather Cover

For more information please refer to the following sections:

- Master Wear Parts Table Pages 78-84
- Wear Parts Configuration Table Pages 93-98
- Rear-End / Cable Parts Pages 99-106

SGTETCW 26 Electrex Cold-Wire Suregrip One Tig Torch Range

Rating: 180A DC, 125A AC @ 35% duty cycle. Electrode Size: 1.0-4.0mm / 0.040"-5/32"

Air-Cooled Tig Welding Torch

Wear Parts

A Standard Ceramic Cups

Part No.	Description	Size	Bore A	
			mm	inch
P10N44	Standard Ceramic Cup	12	19	3/4
P10N45	Standard Ceramic Cup	10	16	5/8
P10N46	Standard Ceramic Cup	8	12.5	1/2
P10N47	Standard Ceramic Cup	7	11	7/16
P10N48	Standard Ceramic Cup	6	10	3/8
P10N49	Standard Ceramic Cup	5	8	5/16
P10N50	Standard Ceramic Cup	4	6	1/4

C Standard Collets

Part No.	Description	Electrode Size	
		mm	inch
P10N22	Standard Collet	1.0	0.040
P10N23	Standard Collet	1.6	1/16
P10N23M	Standard Collet	2.0	5/64
P10N24	Standard Collet	2.4	3/32
P10N25	Standard Collet	3.2	1/8

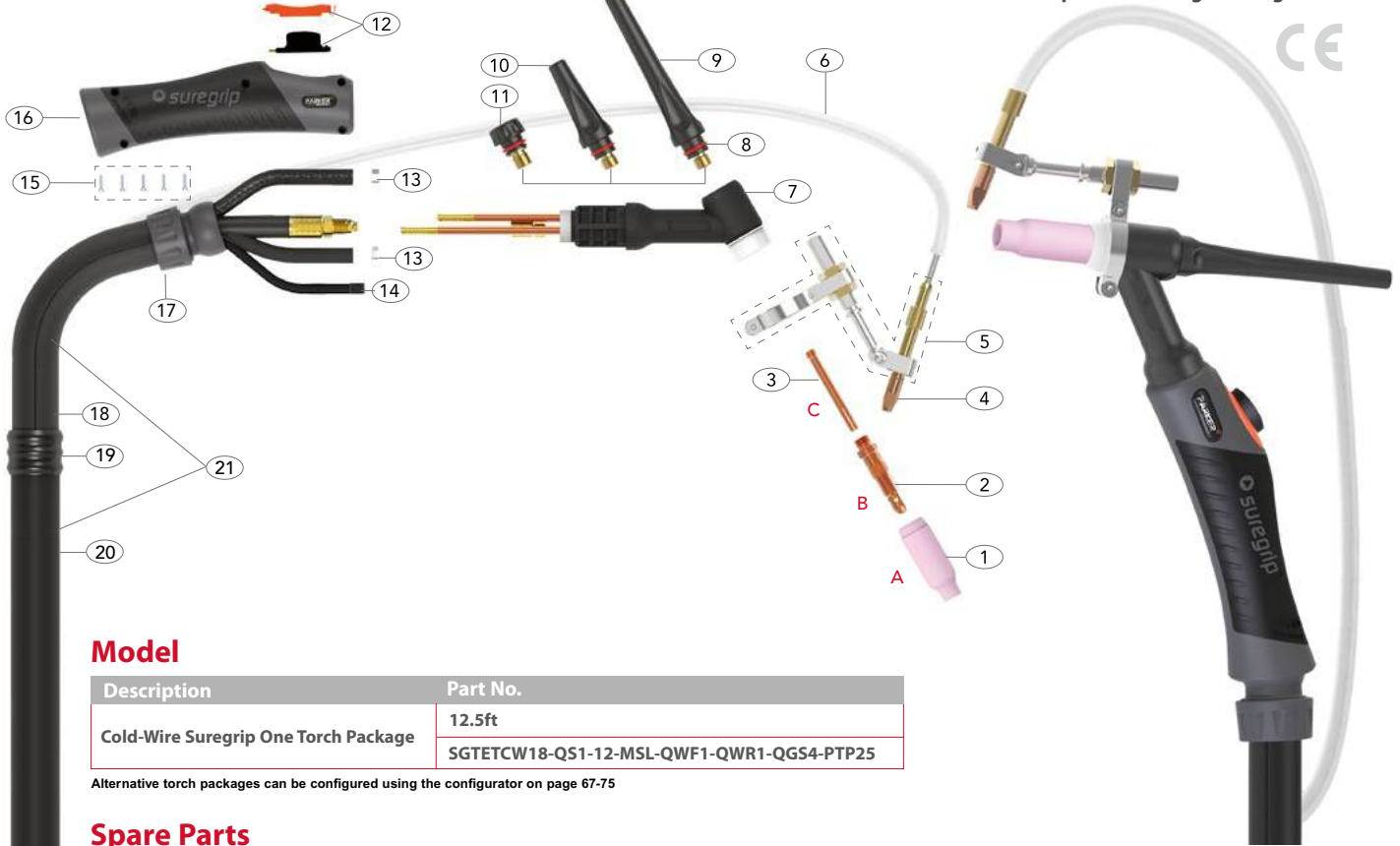
B Standard Collet Bodies

Part No.	Description	Electrode Size	
		mm	inch
P10N30	Standard Collet Body	1.0	0.040
P10N31	Standard Collet Body	1.6	1/16
P10N31M	Standard Collet Body	2.0	5/64
P10N32	Standard Collet Body	2.4	3/32
P10N28	Standard Collet Body	3.2	1/8

SGTETCW 18 Electrex Cold-Wire Suregrip One Tig Torch Range

Rating: 380A DC, 270A AC @ 100% duty cycle. Electrode Size: 1.0-4.0mm / 0.040"-5/32"

Liquid-Cooled Tig Welding Torch



Model

Description	Part No.
Cold-Wire Suregrip One Torch Package	12.5ft
	SGTETCW18-QS1-12-MSL-QWF1-QWR1-QGS4-PTP25


Alternative torch packages can be configured using the configurator on page 67-75

Spare Parts

Part No.	Description
1 P10N46	Standard Ceramic Cup
2 P10N28	Standard Collet Body
3 P10N25	Standard Collet
4 PB2505-10	Contact Tip 1.0mm
5 PCWT18-SPK	CW Torch Body Clamp Assembly
6 SRS-70-ID6MM-40	Insulation Tube 400mm
7 PCW18	Torch Body CWT
8 P98W18	Back Cap 'O' Ring
9 P57Y02	Back Cap Long
10 P300M	Back Cap Medium
11 P57Y04	Back Cap Short
12 PER1MS	Momentary Kit

Part No.	Description
13 P15400022	Hose Clamp 9.5mm
14 PERSWLQ4	Trigger Lead 12.5ft
15 PERSP1	Screw Pack
16 PERH200N	Suregrip Large Ergo Tig Handle
17 PERKJ200	Large Knuckle Joint and Lock Nut
18 PHWERLC200-08	Leather Cover x 0.8mt
19 PCWJK200	Jointing Repair Kit
20 PHWERNCL-32	Neoprene Cover x 3.2mt
21 PHWERC0200-40	Sheath x 12.5ft Inc Leather Cover

For more information please refer to the following sections:
 •Master Wear Parts Table Pages 78-84
 •Wear Parts Configuration Table Pages 93-98
 •Rear-End / Cable Parts Pages 99-106



SGTETCW 18 Electrex Cold-Wire Suregrip One Tig Torch Range

Rating: 380A DC, 270A AC @ 100% duty cycle. Electrode Size: 1.0-4.0mm / 0.040"-5/32"

Liquid-Cooled Tig Welding Torch

Wear Parts

A Standard Ceramic Cups

Part No.	Description	Size	Bore A	
			mm	inch
P10N44	Standard Ceramic Cup	12	19	3/4
P10N45	Standard Ceramic Cup	10	16	5/8
P10N46	Standard Ceramic Cup	8	12.5	1/2
P10N47	Standard Ceramic Cup	7	11	7/16
P10N48	Standard Ceramic Cup	6	10	3/8
P10N49	Standard Ceramic Cup	5	8	5/16
P10N50	Standard Ceramic Cup	4	6	1/4

C Standard Collets

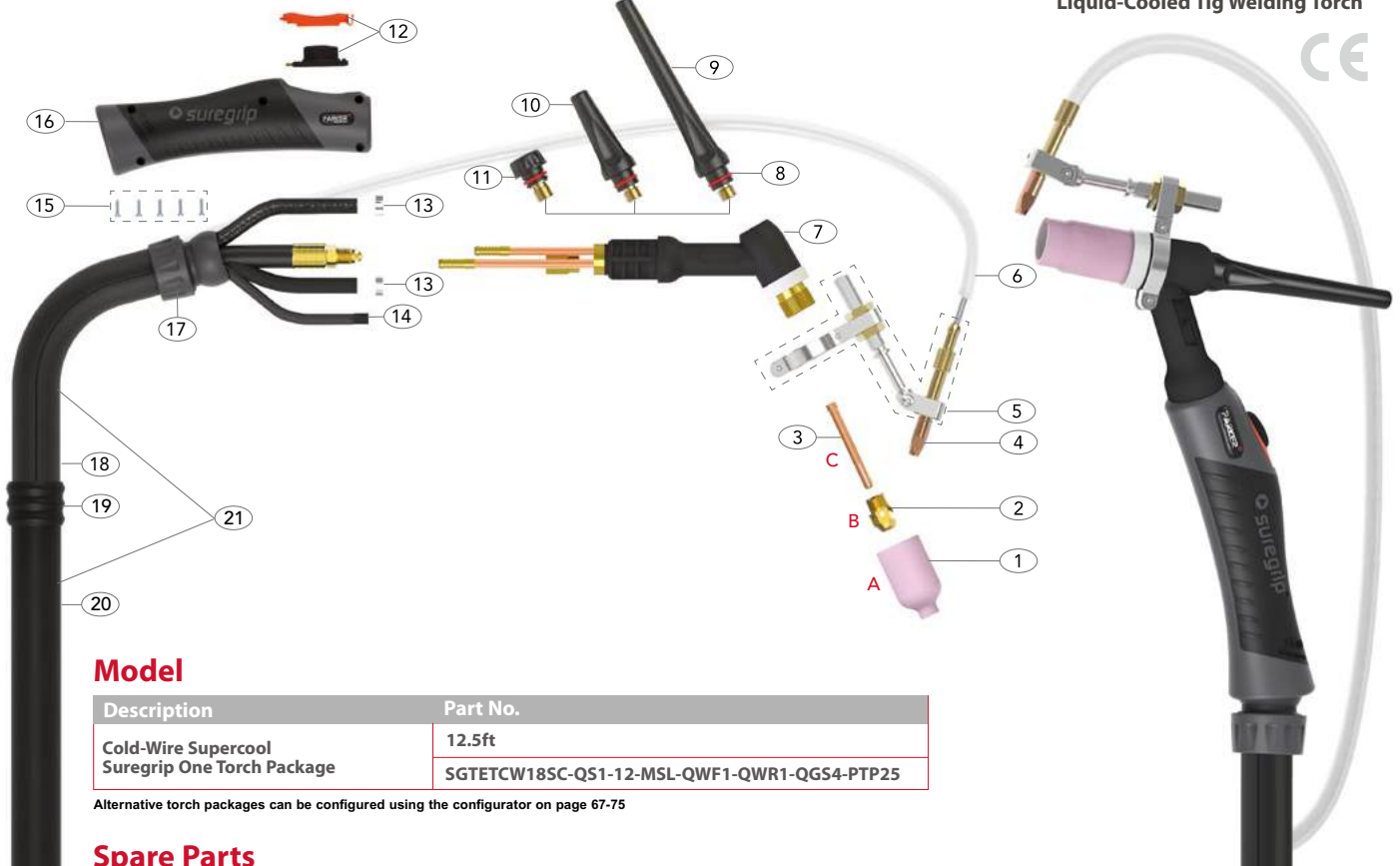
Part No.	Description	Electrode Size	
		mm	inch
P10N22	Standard Collet	1.0	0.040
P10N23	Standard Collet	1.6	1/16
P10N23M	Standard Collet	2.0	5/64
P10N24	Standard Collet	2.4	3/32
P10N25	Standard Collet	3.2	1/8
P54N20	Standard Collet	4.0	5/32

B Standard Collet Bodies

Part No.	Description	Electrode Size	
		mm	inch
P10N30	Standard Collet Body	1.0	0.040
P10N31	Standard Collet Body	1.6	1/16
P10N31M	Standard Collet Body	2.0	5/64
P10N32	Standard Collet Body	2.4	3/32
P406488	Standard Collet Body	4.0	5/32
P10N28	Standard Collet Body	3.2	1/8

SGTETCW 18SC Cold-Wire Supercool Suregrip One Tig Torch Range

Rating: 410A DC, 290A AC @ 100% duty cycle. Electrode Size: 1.0-4.8mm / 0.040"-3/16"
Liquid-Cooled Tig Welding Torch



Model

Description	Part No.
Cold-Wire Supercool Suregrip One Torch Package	12.5ft
	SGTETCW18SC-QS1-12-MSL-QWF1-QWR1-QGS4-PTP25

Alternative torch packages can be configured using the configurator on page 67-75

Spare Parts

Part No.	Description	Part No.	Description
1	P54N14 Gas Lens Cup	13	P15400022 Hose Clamp 9.5mm
2	PNCB-53 Standard Nose Collet Body	14	PERSWLQ4 Trigger Lead 12.5ft
3	P10N25 Standard Collet	15	PERSP1 Screw Pack
4	PB2505-10 Contact Tip 1.0mm	16	PERH200N Suregrip Large Ergo Tig Handle
5	PCWT172618SC-SPK CW Torch Body Clamp Assembly	17	PERKJ200 Large Knuckle Joint and Lock Nut
6	SRS-70-ID6MM-40 Insulation Tube 400mm	18	PHWERLC200-08 Leather Cover x 0.8mt
7	PWP18SC Torch Body Standard	19	PCWJK200 Jointing Repair Kit
8	P98W18 Back Cap 'O' Ring	20	PHWERNCL-32 Neoprene Cover x 3.2mt
9	P57Y02 Back Cap Long	21	PHWERC0200-40 Sheath x 12.5ft Inc Leather Cover
10	P300M Back Cap Medium		
11	P57Y04 Back Cap Short		
12	PER1MS Momentary Kit		

For more information please refer to the following sections:
 •Master Wear Parts Table Pages 78-84
 •Wear Parts Configuration Table Pages 93-98
 •Rear-End / Cable Parts Pages 99-106

SGTETCW 18SC Cold-Wire Supercool Suregrip One Tig Torch Range

Rating: 410A DC, 290A AC @ 100% duty cycle. Electrode Size: 1.0-4.8mm / 0.040"-3/16"

Liquid-Cooled Tig Welding Torch



Wear Parts

A Gas Lens Ceramic Cups

Part No.	Description	Size	Bore A	
			mm	inch
P54N14	Gas Lens Cup	8	12.5	1/2
P54N15	Gas Lens Cup	7	11	7/16
P54N16	Gas Lens Cup	6	10	3/8
P54N17	Gas Lens Cup	5	8	5/16
P54N18	Gas Lens Cup	4	6	1/4
P54N19	Gas Lens Cup	11	17	11/16

C Standard Collets

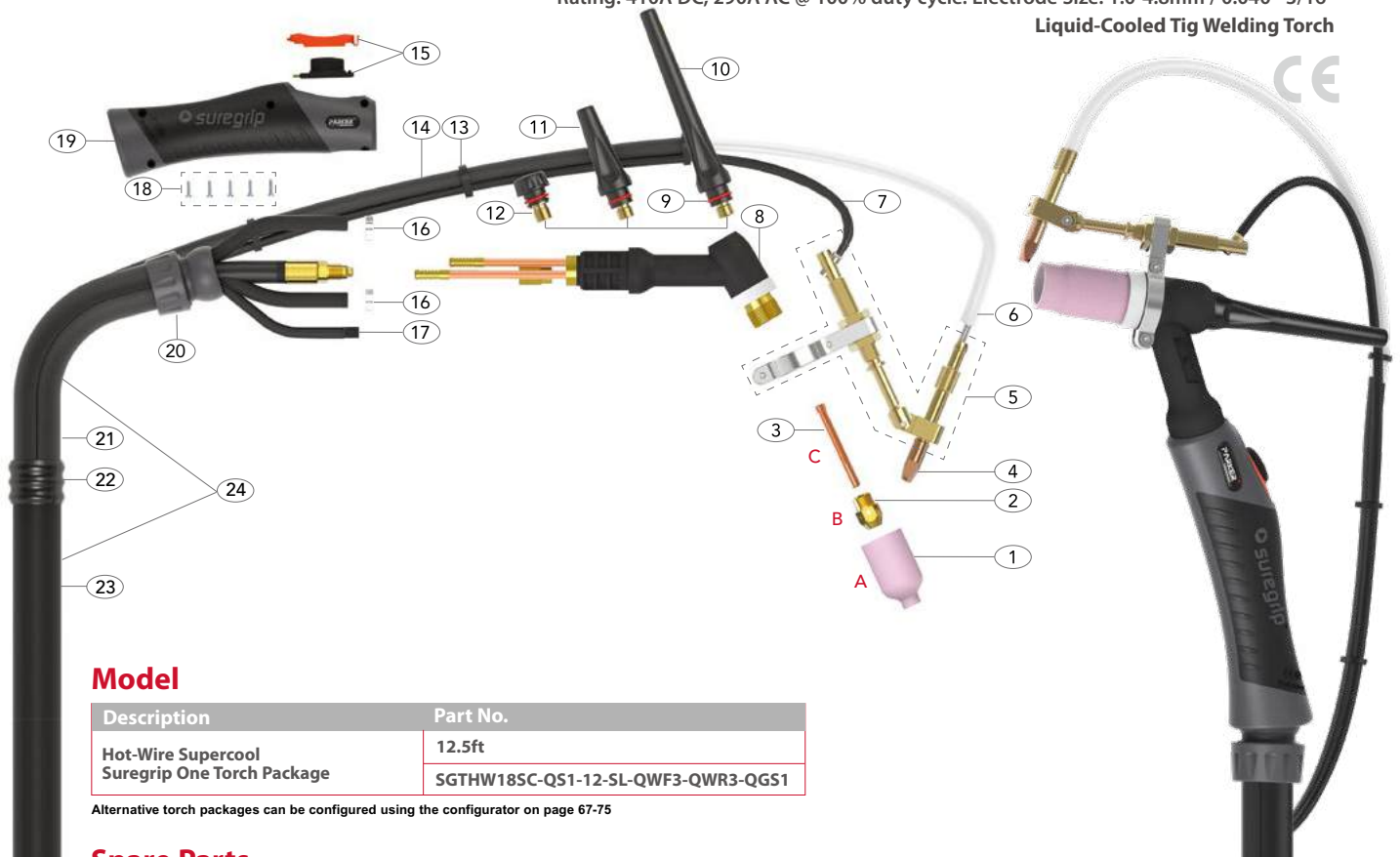
Part No.	Description	Electrode Size	
		mm	inch
P10N22	Standard Collet	1.0	0.040
P10N23	Standard Collet	1.6	1/16
P10N23M	Standard Collet	2.0	5/64
P10N24	Standard Collet	2.4	3/32
P10N25	Standard Collet	3.2	1/8
P54N20	Standard Collet	4.0	5/32

B Heavy Duty Collet Bodies

Part No.	Description	Bore
		mm
PNCB-53	Standard Nose Collet Body	3.4
PNCB-36	Heavy Duty Nose Collet Body	5.0

SGTHW 18SC Hot-Wire Supercool Suregrip One Tig Torch Range

Rating: 410A DC, 290A AC @ 100% duty cycle. Electrode Size: 1.0-4.8mm / 0.040"-3/16"
Liquid-Cooled Tig Welding Torch



Model

Description	Part No.
Hot-Wire Supercool Suregrip One Torch Package	12.5ft
	SGTHW18SC-QS1-12-SL-QWF3-QWR3-QGS1

Alternative torch packages can be configured using the configurator on page 67-75

Spare Parts

Part No.	Description
1	P54N14 Gas Lens Cup
2	PNCB-53 Standard Nose Collet Body
3	P10N25 Standard Collet
4	PB2505-12 Contact Tip 1.2mm
5	PHWT172618SC-SPK HW Torch Body Clamp Assembly
6	SRS-70-ID6MM-40 Insulation Tube 400mm
7	PSC2585-40 Power Cable 10mm ² x12.5ft
8	PWP18SC Torch Body Standard
9	P98W18 Back Cap 'O' Ring
10	P57Y02 Back Cap Long
11	P300M Back Cap Medium
12	P57Y04 Back Cap Short
13	CT4X150 Cable Tie
14	PB5008M-40 Outer Liner 4mt
15	PER1MS Momentary Kit

Part No.	Description
16	P15400022 Hose Clamp 9.5mm
17	PERSWL4 Trigger Lead 12.5ft
18	PERSP1 Screw Pack
19	PERH200N Suregrip Large Ergo Tig Handle
20	PERKJ200 Large Knuckle Joint and Lock Nut
21	PHWERLC200-08 Leather Cover x 0.8mt
22	PCWJK200 Jointing Repair Kit
23	PHWERNCL-32 Neoprene Cover x 3.2mt
24	PHWERC0200-40 Sheath x 12.5ft Inc Leather Cover

For more information please refer to the following sections:

- Master Wear Parts Table Pages 78-84
- Wear Parts Configuration Table Pages 93-98
- Rear-End / Cable Parts Pages 99-106



SGTHW 18SC Hot-Wire Supercool Suregrip One Tig Torch Range

Rating: 410A DC, 290A AC @ 100% duty cycle. Electrode Size: 1.0-4.8mm / 0.040"-3/16"

Liquid-Cooled Tig Welding Torch

Wear Parts

A Gas Lens Ceramic Cups

Part No.	Description	Size	Bore A	
			mm	inch
P54N14	Gas Lens Cup	8	12.5	1/2
P54N15	Gas Lens Cup	7	11	7/16
P54N16	Gas Lens Cup	6	10	3/8
P54N17	Gas Lens Cup	5	8	5/16
P54N18	Gas Lens Cup	4	6	1/4
P54N19	Gas Lens Cup	11	17	11/16

C Standard Collets

Part No.	Description	Electrode Size	
		mm	inch
P10N22	Standard Collet	1.0	0.040
P10N23	Standard Collet	1.6	1/16
P10N23M	Standard Collet	2.0	5/64
P10N24	Standard Collet	2.4	3/32
P10N25	Standard Collet	3.2	1/8
P54N20	Standard Collet	4.0	5/32

B Nose Collet Body

Part No.	Description	Bore
		mm
PNCB-53	Standard Nose Collet Body	3.4
PNCB-36	Heavy Duty Nose Collet Body	5.0

Surelok Dinse 35mm

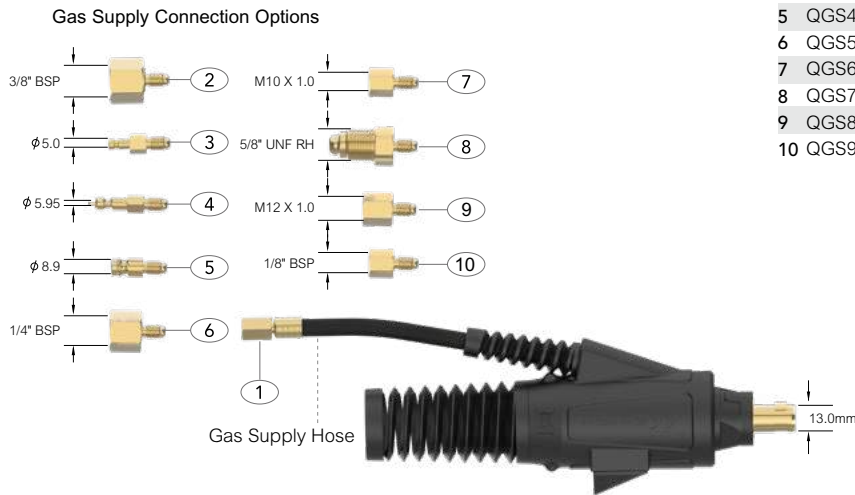
Air-Cooled

Surelok Kit Complete - Dinse 35mm

Part No.	Description	Model
POSL3550-917-QGS #	Air-Cooled Small Surelok Termination	9/17/125M
POSL3550-26-QGS #	Air-Cooled Large Surelok Termination	26

Gas Supply Hose

Part No.	Description
1 QGS0	Open
2 QGS1	Gas Supply Hose c/w 3/8" BSP
3 QGS2	Gas Supply Hose c/w 5.0mm Quick Fit
4 QGS3	Gas Supply Hose c/w 5.95mm Quick Fit
5 QGS4	Gas Supply Hose c/w 8.9mm Quick Fit
6 QGS5	Gas Supply Hose c/w 1/4" BSP
7 QGS6	Gas Supply Hose c/w M10 x 1.0
8 QGS7	Gas Supply Hose c/w 5/8" UNF RH
9 QGS8	Gas Supply Hose c/w M12 x 1.0
10 QGS9	Gas Supply Hose c/w 1/8" BSP



Rapid Fit Connection Systems and Terminations

Surelok Dinse 35mm

Surelok Dinse 35mm

Liquid-Cooled

Surelok Kit Complete - Dinse 35mm

Part No.	Description	Model
POSL3550-1820-QWR#	Liquid-Cooled Surelok Termination	18/18SC/20/24W/250M/225F

Gas Supply Hose

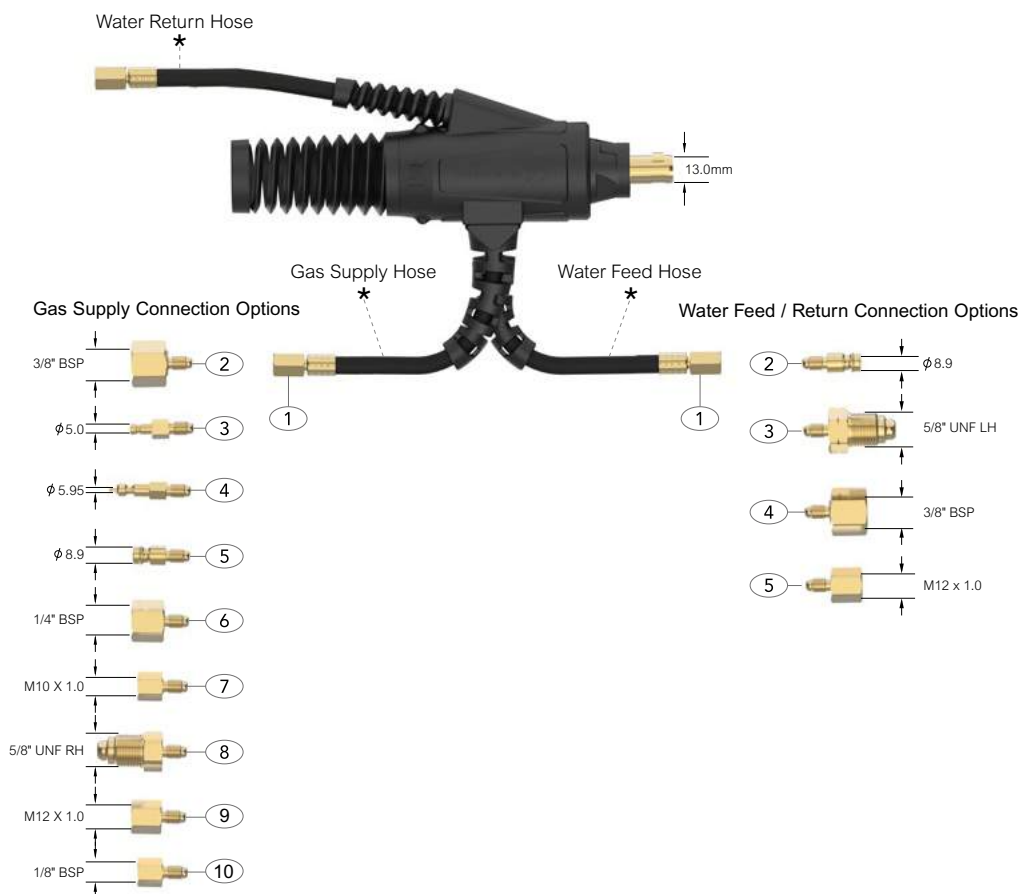
Part No.	Description
1 QGS0	Open
2 QGS1	Gas Supply Hose c/w 3/8" BSP
3 QGS2	Gas Supply Hose c/w 5.0mm Quick Fit
4 QGS3	Gas Supply Hose c/w 5.95mm Quick Fit
5 QGS4	Gas Supply Hose c/w 8.9mm Quick Fit
6 QGS5	Gas Supply Hose c/w 1/4" BSP
7 QGS6	Gas Supply Hose c/w M10 x 1.0
8 QGS7	Gas Supply Hose c/w 5/8" UNF RH
9 QGS8	Gas Supply Hose c/w M12 x 1.0
10 QGS9	Gas Supply Hose c/w 1/8" BSP

Water Feed Hose

Part No.	Description
1 QWF0	Open
2 QWF1	Water Feed Hose c/w 8.9mm Quick Fit
3 QWF2	Water Feed Hose c/w 5/8" UNF LH
4 QWF3	Water Feed Hose c/w 3/8" BSP
5 QWF4	Water Feed Hose c/w M12 x 1.0

Water Return Hose

Part No.	Description
1 QWR0	Open
2 QWR1	Water Return Hose c/w 8.9mm Quick Fit
3 QWR2	Water Return Hose c/w 5/8" UNF LH
4 QWR3	Water Return Hose c/w 3/8" BSP
5 QWR4	Water Return Hose c/w M12 x 1.0



Surelok Gas Through Dinse 35mm

Air-Cooled

Surelok Kit Complete - Gas Through Dinse 35mm

Part No.	Description	Model
PSL3550GT-917	Air-Cooled Small Surelok GT Termination	9/17/125M
PSL3550GT-26	Air-Cooled Large Surelok GT Termination	26



Surelok Gas Through Dinse 35mm

Liquid-Cooled

Surelok Kit Complete - Dinse 35mm

Part No.	Description	Model
POSL3550WGT-1820-QWR#	Liquid-Cooled Surelok GT Termination	18/18SC/20/24W/250M/225F

Water Feed Hose

Part No.	Description
1 QWF0	Open
2 QWF1	Water Feed Hose c/w 8.9mm Quick Fit
3 QWF2	Water Feed Hose c/w 5/8" UNF LH
4 QWF3	Water Feed Hose c/w 3/8" BSP
5 QWF4	Water Feed Hose c/w M12 x 1.0

Water Return Hose

Part No.	Description
1 QWR0	Open
2 QWR1	Water Return Hose c/w 8.9mm Quick Fit
3 QWR2	Water Return Hose c/w 5/8" UNF LH
4 QWR3	Water Return Hose c/w 3/8" BSP
5 QWR4	Water Return Hose c/w M12 x 1.0



Rapid Fit Connection Systems and Terminations

Surelok Gas Through Dinse 35mm - FRN



Surelok Gas Through Dinse 35mm FRN

Air-Cooled

Surelok Kit Complete - Gas Through Dinse 35mm - FRN

Part No.	Description	Model
PFRSL3550G-917	Air-Cooled Small Surelok GT Termination	9/17/125M
PFRSL3550G-26	Air-Cooled Large Surelok GT Termination	26



Surelok Gas Through Dinse 35mm FRN

Liquid-Cooled

Surelok Kit Complete - Gas Through Dinse 35mm - FRN

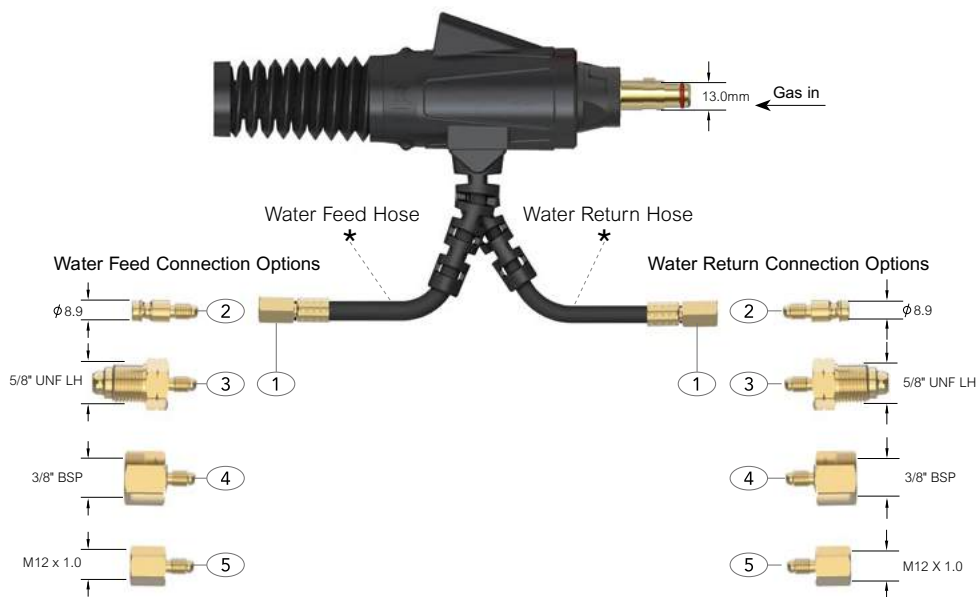
Part No.	Description	Model
POFRSL3550W-1820-QWR#	Liquid-Cooled Surelok GT Termination	18/18SC/20/24W/250M/225F

Water Feed Hose

Part No.	Description
1 QWF0	Open
2 QWF1	Water Feed Hose c/w 8.9mm Quick Fit
3 QWF2	Water Feed Hose c/w 5/8" UNF LH
4 QWF3	Water Feed Hose c/w 3/8" BSP
5 QWF4	Water Feed Hose c/w M12 x 1.0

Water Return Hose

Part No.	Description
1 QWR0	Open
2 QWR1	Water Return Hose c/w 8.9mm Quick Fit
3 QWR2	Water Return Hose c/w 5/8" UNF LH
4 QWR3	Water Return Hose c/w 3/8" BSP
5 QWR4	Water Return Hose c/w M12 x 1.0



Surelok Gas Through QD

Air-Cooled

Surelok Kit Complete - Surelok Gas Through QD

Part No.	Description
PSL-SKAQ-14BSP	Small Air-Cooled Surelok QD Kit Complete 1/4" BSP
PSL-SAQ-38BSP	Small Air-Cooled Surelok QD Kit Complete 3/8" BSP
PSL-SAQ-M12	Small Air-Cooled Surelok QD Kit Complete M12 x 1.0
PSL-SAQ-M16	Small Air-Cooled Surelok QD Kit Complete M16 x 1.5
PSL-LKAQ-14BSP	Large Air-Cooled Surelok QD Kit Complete 1/4" BSP
PSL-LAQ-38BSP	Large Air-Cooled Surelok QD Kit Complete 3/8" BSP
PSL-LAQ-M12	Large Air-Cooled Surelok QD Kit Complete M12 x 1.0
PSL-LAQ-M16	Large Air-Cooled Surelok QD Kit Complete M16 x 1.0



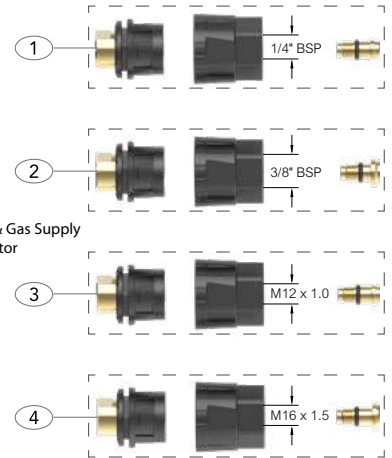
Small Air-Cooled Surelok QD



Large Air-Cooled Surelok QD

Power & Gas Supply Connector

Part No.	Description
1 PQD1	Surelok QD 1/4" BSP Connector Assembly
2 PQD2	Surelok QD 3/8" BSP Connector Assembly
3 PQD3	Surelok QD M12 x 1.0 Connector Assembly
4 PQD4	Surelok QD M16 x 1.5 Connector Assembly




Power & Gas Supply Connector Options

Surelok Gas Through QD

Liquid-Cooled

Surelok Kit Complete - Surelok Gas Through QD

Part No.	Description
POSL-KMWQ-14BSP-QWR#	KM Liquid-Cooled Surelok QD Kit Complete 1/4" BSP



Power & Gas Supply Connector Options

Power & Gas Supply Connector

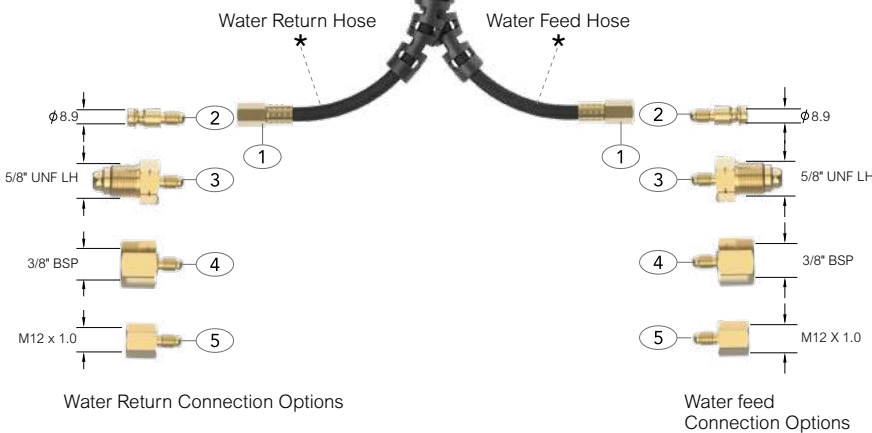
Part No.	Description
PQD5	Surelok QD 1/4" BSP Gas Through Connector Assembly

Water Feed Hose

Part No.	Description
1 QWF0	Open
2 QWF1	Water Feed Hose c/w 8.9mm Quick Fit
3 QWF2	Water Feed Hose c/w 5/8" UNF LH
4 QWF3	Water Feed Hose c/w 3/8" BSP
5 QWF4	Water Feed Hose c/w M12 x 1.0

Water Return Hose

Part No.	Description
1 QWR0	Open
2 QWR1	Water Return Hose c/w 8.9mm Quick Fit
3 QWR2	Water Return Hose c/w 5/8" UNF LH
4 QWR3	Water Return Hose c/w 3/8" BSP
5 QWR4	Water Return Hose c/w M12 x 1.0



Water Return Connection Options

Water feed Connection Options

Rapid Fit Connection Systems and Terminations

Surelok QD

Surelok QD

Liquid-Cooled

Surelok Kit Complete - Surelok QD

Part No.	Description
PSL-WQ-14BSP	Liquid-Cooled Surelok QD Kit Complete 1/4" BSP
PSL-WQ-38BSP	Liquid-Cooled Surelok QD Kit Complete 3/8" BSP
PSL-WQ-M12	Liquid-Cooled Surelok QD Kit Complete M12 x 1.0
PSL-WQ-M16	Liquid-Cooled Surelok QD Kit Complete M16 x 1.5

Power & Water Return Connector

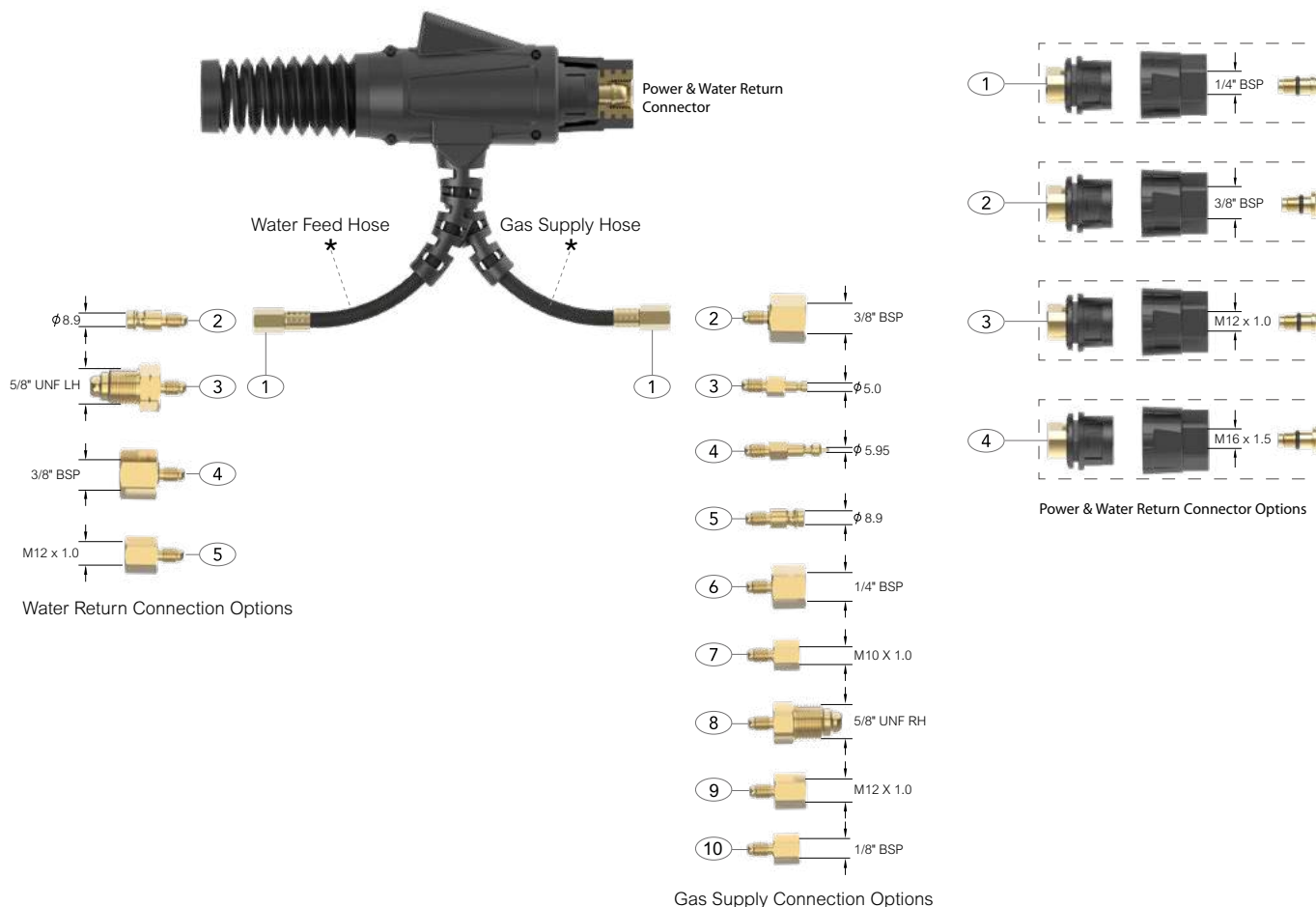
Part No.	Description
1 PQD1	Surelok QD 1/4" BSP Connector Assembly
2 PQD2	Surelok QD 3/8" BSP Connector Assembly
3 PQD3	Surelok QD M12 x 1.0 Connector Assembly
4 PQD4	Surelok QD M16 x 1.5 Connector Assembly

Gas Supply Hose

Part No.	Description
1 QGS0	Open
2 QGS1	Gas Supply Hose c/w 3/8" BSP
3 QGS2	Gas Supply Hose c/w 5.0mm Quick Fit
4 QGS3	Gas Supply Hose c/w 5.95mm Quick Fit
5 QGS4	Gas Supply Hose c/w 8.9mm Quick Fit
6 QGS5	Gas Supply Hose c/w 1/4" BSP
7 QGS6	Gas Supply Hose c/w M10 x 1.0
8 QGS7	Gas Supply Hose c/w 5/8" UNF RH
9 QGS8	Gas Supply Hose c/w M12 x 1.0
10 QGS9	Gas Supply Hose c/w 1/8" BSP

Water Feed Hose

Part No.	Description
1 QWF0	Open
2 QWF1	Water Feed Hose c/w 8.9mm Quick Fit
3 QWF2	Water Feed Hose c/w 5/8" UNF LH
4 QWF3	Water Feed Hose c/w 3/8" BSP
5 QWF4	Water Feed Hose c/w M12 x 1.0



Suregrip One Tig Torch Range Quick Fit Switch Wire Plug Kits



Code	Part Number	Description
PTP0	PTERCPN	Blank




Code	Part Number	Description
PTP1	PTERCP11	7 Pin Uniarc Quick Fit



Code	Part Number	Description
PTP2	PTERCP9	5 Pin Tuchel Plug Quick Fit



Code	Part Number	Description
PTP3	PTXS12-J3P	3 Pin XS12 Series Plug Quick Fit



Code	Part Number	Description
PTP4	PTERCP6-5	5 Pin Amphenol Plug Quick Fit



Code	Part Number	Description
PTP5	PTERCP3	6 Pin Amphenol Plug Quick Fit



Code	Part Number	Description
PTP6	PTWS16J7TQ	7 Pin WS16 Series Plug Quick Fit



Code	Part Number	Description
PTP7	PTERCP4	14 Pin Amphenol Plug Quick Fit



Code	Part Number	Description
PTP8	PTSP2110-P9	9 Pin SP21 Series Plug Quick Fit



Code	Part Number	Description
PTP9	PTWS16J5TQ	5 Pin WS16 Series Plug Quick Fit



Code	Part Number	Description
PTP10	PTERCP8	9 Pin Tuchel Plug Quick Fit



Code	Part Number	Description
PTP15	PT16S-1PZ	7 Pin Amphenol Plug Quick Fit



Code	Part Number	Description
PTP16	PTERCP2	5 Pin Amphenol Plug Quick Fit



Code	Part Number	Description
PTP19	PTERCP0	2 Pin Amphenol Plug Quick Fit



Code	Part Number	Description
PTP21	PTERCP1	4 Pin Amphenol Plug Quick Fit

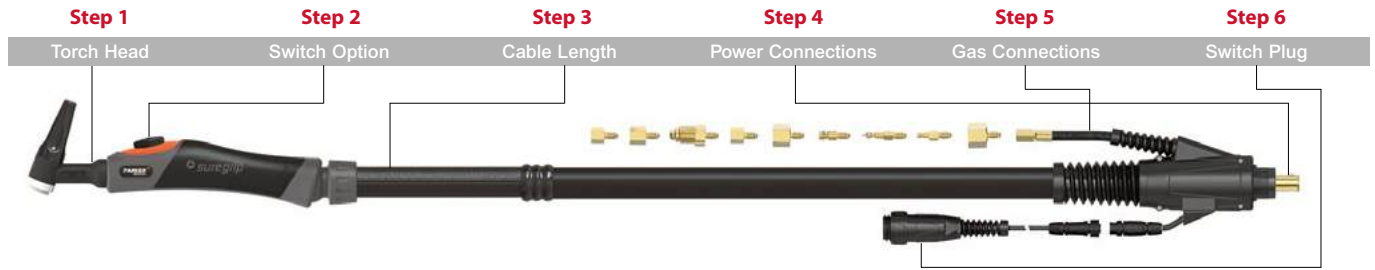


Code	Part Number	Description
PTP22	PTERCP7	3 Pin Tuchel Plug

Suregrip One Tig Torch Range

Air-Cooled Torch Package Configurator

Surelok Dinse 35mm



Ordering Information

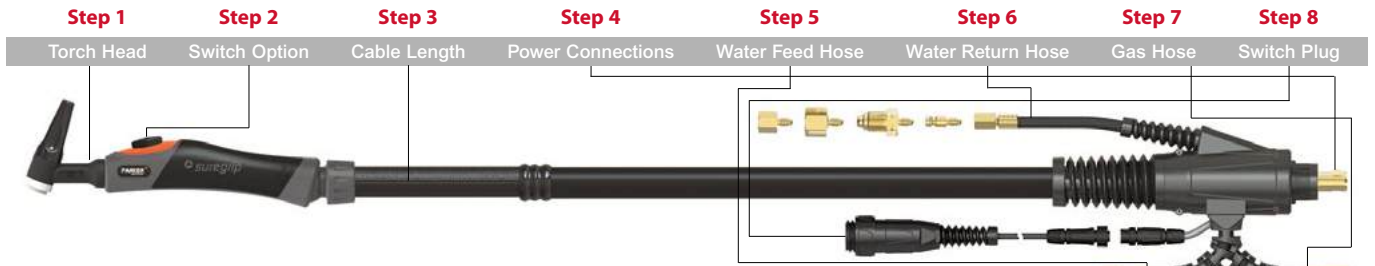
Torch package part numbering is configured using the simple 6 stage system outlined below.

1. Select the correct model of torch head
2. Select the switch option required
3. Select the length of cable required
4. Select the correct power connections
5. Select the correct gas connection
6. Add a switch plug if required

Example:- SGT9-QS1-12-SL-QGS5-PTP1

Suregrip SGT9 One Torch x 12.5ft with momentary switch, 1/4" BSP gas and 7 pin Uniarc plug.

Step 1	Step 2	Step 3	Step 4	Step 5	Step 6																																																																																																																																																																					
Torch Head	Switch Option	Cable Length	Power Connections	Gas Connections	Switch Plug																																																																																																																																																																					
<table border="1"> <thead> <tr> <th>Part No.</th> <th>Description</th> </tr> </thead> <tbody> <tr><td colspan="2">Air-Cooled</td></tr> <tr><td>SGT9</td><td>125A DC</td></tr> <tr><td>SGT9FX</td><td>125A DC FLEX</td></tr> <tr><td>SGT9FXL</td><td>125A DC FLEX LONG</td></tr> <tr><td>SGT17</td><td>150A DC</td></tr> <tr><td>SGT17FX</td><td>150A DC FLEX</td></tr> <tr><td>SGT17FXL</td><td>150A DC FLEX LONG</td></tr> <tr><td>SGT26</td><td>180A DC</td></tr> <tr><td>SGT26FX</td><td>180A DC FLEX</td></tr> <tr><td colspan="2">Multijust</td></tr> <tr><td>SGTSF125M</td><td>150A DC</td></tr> <tr><td colspan="2">Modular</td></tr> <tr><td>SGTA150</td><td>150A DC</td></tr> <tr><td>SGTA200</td><td>180A DC</td></tr> <tr><td colspan="2">Cold-Wire</td></tr> <tr><td>SGTCW17</td><td>150A DC</td></tr> <tr><td>SGTCW26</td><td>180A DC</td></tr> </tbody> </table> <p>NOTE: See page 14 for torch heads explanation</p>	Part No.	Description	Air-Cooled		SGT9	125A DC	SGT9FX	125A DC FLEX	SGT9FXL	125A DC FLEX LONG	SGT17	150A DC	SGT17FX	150A DC FLEX	SGT17FXL	150A DC FLEX LONG	SGT26	180A DC	SGT26FX	180A DC FLEX	Multijust		SGTSF125M	150A DC	Modular		SGTA150	150A DC	SGTA200	180A DC	Cold-Wire		SGTCW17	150A DC	SGTCW26	180A DC	<table border="1"> <thead> <tr> <th>Part No.</th> <th>Description</th> </tr> </thead> <tbody> <tr><td>N</td><td>Blank Kit - No Trigger</td></tr> <tr><td>QS1</td><td>Momentary Kit</td></tr> <tr><td>QS2</td><td>2 Button Momentary Kit</td></tr> <tr><td>QS3</td><td>3 Button Momentary Kit</td></tr> <tr><td>QS4</td><td>4 Button Momentary Kit</td></tr> <tr><td>QL1</td><td>Lever Momentary Kit</td></tr> <tr><td>QT1</td><td>Maintained Switch Kit</td></tr> <tr><td>Q1K</td><td>1 Button Momentary+1k Pot</td></tr> <tr><td>Q2K</td><td>1 Button Momentary+5k Pot</td></tr> <tr><td>Q3K</td><td>1 Button Momentary+10k Pot</td></tr> <tr><td>Q4K</td><td>1 Button Momentary+25k Pot</td></tr> <tr><td>Q1T</td><td>Maintained Switch+1k Pot</td></tr> <tr><td>Q2T</td><td>Maintained Switch+5k Pot</td></tr> <tr><td>Q3T</td><td>Maintained Switch+10k Pot</td></tr> <tr><td>Q4T</td><td>Maintained Switch+25k Pot</td></tr> </tbody> </table>	Part No.	Description	N	Blank Kit - No Trigger	QS1	Momentary Kit	QS2	2 Button Momentary Kit	QS3	3 Button Momentary Kit	QS4	4 Button Momentary Kit	QL1	Lever Momentary Kit	QT1	Maintained Switch Kit	Q1K	1 Button Momentary+1k Pot	Q2K	1 Button Momentary+5k Pot	Q3K	1 Button Momentary+10k Pot	Q4K	1 Button Momentary+25k Pot	Q1T	Maintained Switch+1k Pot	Q2T	Maintained Switch+5k Pot	Q3T	Maintained Switch+10k Pot	Q4T	Maintained Switch+25k Pot	<table border="1"> <thead> <tr> <th>Part No.</th> <th>Description</th> </tr> </thead> <tbody> <tr><td>12</td><td>12.5ft Cables (3.8m)</td></tr> <tr><td>25</td><td>25ft Cables (7.6m)</td></tr> <tr><td>37</td><td>37ft Cables (11.3m)</td></tr> <tr><td>50</td><td>50ft Cables (15.2m)</td></tr> </tbody> </table> <p>Power Connections</p> <table border="1"> <thead> <tr> <th>Part No.</th> <th>Description</th> </tr> </thead> <tbody> <tr><td>SL</td><td>Surelok 13mm</td></tr> <tr><td>SL1625</td><td>Surelok 9mm</td></tr> </tbody> </table> <p># Gas Supply Hose</p> <table border="1"> <thead> <tr> <th>Part No.</th> <th>Description</th> </tr> </thead> <tbody> <tr><td>QGS0</td><td>Open</td></tr> <tr><td>QGS1</td><td>Gas Supply Hose c/w 3/8" BSP</td></tr> <tr><td>QGS2</td><td>Gas Supply Hose c/w 5.0mm Quick Fit</td></tr> <tr><td>QGS3</td><td>Gas Supply Hose c/w 5.95mm Quick Fit</td></tr> <tr><td>QGS4</td><td>Gas Supply Hose c/w 8.9mm Quick Fit</td></tr> <tr><td>QGS5</td><td>Gas Supply Hose c/w 1/4" BSP</td></tr> <tr><td>QGS6</td><td>Gas Supply Hose c/w M10 x 1.0</td></tr> <tr><td>QGS7</td><td>Gas Supply Hose c/w 5/8" UNF RH</td></tr> <tr><td>QGS8</td><td>Gas Supply Hose c/w M12 x 1.0</td></tr> <tr><td>QGS9</td><td>Gas Supply Hose c/w 1/8" BSP</td></tr> </tbody> </table> <p>NOTE: See page 60 terminations explanation</p>	Part No.	Description	12	12.5ft Cables (3.8m)	25	25ft Cables (7.6m)	37	37ft Cables (11.3m)	50	50ft Cables (15.2m)	Part No.	Description	SL	Surelok 13mm	SL1625	Surelok 9mm	Part No.	Description	QGS0	Open	QGS1	Gas Supply Hose c/w 3/8" BSP	QGS2	Gas Supply Hose c/w 5.0mm Quick Fit	QGS3	Gas Supply Hose c/w 5.95mm Quick Fit	QGS4	Gas Supply Hose c/w 8.9mm Quick Fit	QGS5	Gas Supply Hose c/w 1/4" BSP	QGS6	Gas Supply Hose c/w M10 x 1.0	QGS7	Gas Supply Hose c/w 5/8" UNF RH	QGS8	Gas Supply Hose c/w M12 x 1.0	QGS9	Gas Supply Hose c/w 1/8" BSP	<table border="1"> <thead> <tr> <th>Part No.</th> <th>Description</th> </tr> </thead> <tbody> <tr><td>Q1KH</td><td>1 Button Momentary+1k Horizontal Pot</td></tr> <tr><td>Q2KH</td><td>1 Button Momentary+5k Horizontal Pot</td></tr> <tr><td>Q3KH</td><td>1 Button Momentary+10k Horizontal Pot</td></tr> <tr><td>Q4KH</td><td>1 Button Momentary+25k Horizontal Pot</td></tr> <tr><td>Q1TH</td><td>Maintained Switch+1k Horizontal Pot</td></tr> <tr><td>Q2TH</td><td>Maintained Switch+5k Horizontal Pot</td></tr> <tr><td>Q3TH</td><td>Maintained Switch+10k Horizontal Pot</td></tr> <tr><td>Q4TH</td><td>Maintained Switch+25k Horizontal Pot</td></tr> <tr><td>Q1THS</td><td>Rotate on/off 1K Potentiometer Switch Kit</td></tr> <tr><td>Q2THS</td><td>Rotate on/off 5K Potentiometer Switch Kit</td></tr> <tr><td>Q3THS</td><td>Rotate on/off 10K Potentiometer Switch Kit</td></tr> <tr><td>Q4THS</td><td>Rotate on/off 25K Potentiometer Switch Kit</td></tr> </tbody> </table> <p>NOTE: See page 17 for switches explanation</p>	Part No.	Description	Q1KH	1 Button Momentary+1k Horizontal Pot	Q2KH	1 Button Momentary+5k Horizontal Pot	Q3KH	1 Button Momentary+10k Horizontal Pot	Q4KH	1 Button Momentary+25k Horizontal Pot	Q1TH	Maintained Switch+1k Horizontal Pot	Q2TH	Maintained Switch+5k Horizontal Pot	Q3TH	Maintained Switch+10k Horizontal Pot	Q4TH	Maintained Switch+25k Horizontal Pot	Q1THS	Rotate on/off 1K Potentiometer Switch Kit	Q2THS	Rotate on/off 5K Potentiometer Switch Kit	Q3THS	Rotate on/off 10K Potentiometer Switch Kit	Q4THS	Rotate on/off 25K Potentiometer Switch Kit	<table border="1"> <thead> <tr> <th>Part No.</th> <th>Description</th> </tr> </thead> <tbody> <tr><td>PTP0</td><td>Blank</td></tr> <tr><td>PTP1</td><td>7 Pin Uniarc Quick Fit</td></tr> <tr><td>PTP2</td><td>5 Pin Tuchel Plug Quick Fit</td></tr> <tr><td>PTP3</td><td>3 Pin XS12 Series Plug Quick Fit</td></tr> <tr><td>PTP4</td><td>5 Pin Amphenol Plug Quick Fit</td></tr> <tr><td>PTP5</td><td>6 Pin Amphenol Plug Quick Fit</td></tr> <tr><td>PTP6</td><td>7 Pin WS16 Series Plug Quick Fit</td></tr> <tr><td>PTP7</td><td>14 Pin Amphenol Plug Quick Fit</td></tr> <tr><td>PTP8</td><td>9 Pin SP21 Series Plug Quick Fit</td></tr> <tr><td>PTP9</td><td>5 Pin WS16 Series Plug Quick Fit</td></tr> <tr><td>PTP10</td><td>9 Pin Tuchel Plug Quick Fit</td></tr> <tr><td>PTP15</td><td>7 Pin Amphenol Plug Quick Fit</td></tr> <tr><td>PTP16</td><td>5 Pin Amphenol Plug Quick Fit</td></tr> <tr><td>PTP19</td><td>2 Pin Amphenol Plug Quick Fit</td></tr> <tr><td>PTP21</td><td>4 Pin Amphenol Plug Quick Fit</td></tr> <tr><td>PTP22</td><td>3 Pin Tuchel Plug</td></tr> </tbody> </table> <p>NOTE: See page 66 for cable plugs explanation</p>	Part No.	Description	PTP0	Blank	PTP1	7 Pin Uniarc Quick Fit	PTP2	5 Pin Tuchel Plug Quick Fit	PTP3	3 Pin XS12 Series Plug Quick Fit	PTP4	5 Pin Amphenol Plug Quick Fit	PTP5	6 Pin Amphenol Plug Quick Fit	PTP6	7 Pin WS16 Series Plug Quick Fit	PTP7	14 Pin Amphenol Plug Quick Fit	PTP8	9 Pin SP21 Series Plug Quick Fit	PTP9	5 Pin WS16 Series Plug Quick Fit	PTP10	9 Pin Tuchel Plug Quick Fit	PTP15	7 Pin Amphenol Plug Quick Fit	PTP16	5 Pin Amphenol Plug Quick Fit	PTP19	2 Pin Amphenol Plug Quick Fit	PTP21	4 Pin Amphenol Plug Quick Fit	PTP22	3 Pin Tuchel Plug
Part No.	Description																																																																																																																																																																									
Air-Cooled																																																																																																																																																																										
SGT9	125A DC																																																																																																																																																																									
SGT9FX	125A DC FLEX																																																																																																																																																																									
SGT9FXL	125A DC FLEX LONG																																																																																																																																																																									
SGT17	150A DC																																																																																																																																																																									
SGT17FX	150A DC FLEX																																																																																																																																																																									
SGT17FXL	150A DC FLEX LONG																																																																																																																																																																									
SGT26	180A DC																																																																																																																																																																									
SGT26FX	180A DC FLEX																																																																																																																																																																									
Multijust																																																																																																																																																																										
SGTSF125M	150A DC																																																																																																																																																																									
Modular																																																																																																																																																																										
SGTA150	150A DC																																																																																																																																																																									
SGTA200	180A DC																																																																																																																																																																									
Cold-Wire																																																																																																																																																																										
SGTCW17	150A DC																																																																																																																																																																									
SGTCW26	180A DC																																																																																																																																																																									
Part No.	Description																																																																																																																																																																									
N	Blank Kit - No Trigger																																																																																																																																																																									
QS1	Momentary Kit																																																																																																																																																																									
QS2	2 Button Momentary Kit																																																																																																																																																																									
QS3	3 Button Momentary Kit																																																																																																																																																																									
QS4	4 Button Momentary Kit																																																																																																																																																																									
QL1	Lever Momentary Kit																																																																																																																																																																									
QT1	Maintained Switch Kit																																																																																																																																																																									
Q1K	1 Button Momentary+1k Pot																																																																																																																																																																									
Q2K	1 Button Momentary+5k Pot																																																																																																																																																																									
Q3K	1 Button Momentary+10k Pot																																																																																																																																																																									
Q4K	1 Button Momentary+25k Pot																																																																																																																																																																									
Q1T	Maintained Switch+1k Pot																																																																																																																																																																									
Q2T	Maintained Switch+5k Pot																																																																																																																																																																									
Q3T	Maintained Switch+10k Pot																																																																																																																																																																									
Q4T	Maintained Switch+25k Pot																																																																																																																																																																									
Part No.	Description																																																																																																																																																																									
12	12.5ft Cables (3.8m)																																																																																																																																																																									
25	25ft Cables (7.6m)																																																																																																																																																																									
37	37ft Cables (11.3m)																																																																																																																																																																									
50	50ft Cables (15.2m)																																																																																																																																																																									
Part No.	Description																																																																																																																																																																									
SL	Surelok 13mm																																																																																																																																																																									
SL1625	Surelok 9mm																																																																																																																																																																									
Part No.	Description																																																																																																																																																																									
QGS0	Open																																																																																																																																																																									
QGS1	Gas Supply Hose c/w 3/8" BSP																																																																																																																																																																									
QGS2	Gas Supply Hose c/w 5.0mm Quick Fit																																																																																																																																																																									
QGS3	Gas Supply Hose c/w 5.95mm Quick Fit																																																																																																																																																																									
QGS4	Gas Supply Hose c/w 8.9mm Quick Fit																																																																																																																																																																									
QGS5	Gas Supply Hose c/w 1/4" BSP																																																																																																																																																																									
QGS6	Gas Supply Hose c/w M10 x 1.0																																																																																																																																																																									
QGS7	Gas Supply Hose c/w 5/8" UNF RH																																																																																																																																																																									
QGS8	Gas Supply Hose c/w M12 x 1.0																																																																																																																																																																									
QGS9	Gas Supply Hose c/w 1/8" BSP																																																																																																																																																																									
Part No.	Description																																																																																																																																																																									
Q1KH	1 Button Momentary+1k Horizontal Pot																																																																																																																																																																									
Q2KH	1 Button Momentary+5k Horizontal Pot																																																																																																																																																																									
Q3KH	1 Button Momentary+10k Horizontal Pot																																																																																																																																																																									
Q4KH	1 Button Momentary+25k Horizontal Pot																																																																																																																																																																									
Q1TH	Maintained Switch+1k Horizontal Pot																																																																																																																																																																									
Q2TH	Maintained Switch+5k Horizontal Pot																																																																																																																																																																									
Q3TH	Maintained Switch+10k Horizontal Pot																																																																																																																																																																									
Q4TH	Maintained Switch+25k Horizontal Pot																																																																																																																																																																									
Q1THS	Rotate on/off 1K Potentiometer Switch Kit																																																																																																																																																																									
Q2THS	Rotate on/off 5K Potentiometer Switch Kit																																																																																																																																																																									
Q3THS	Rotate on/off 10K Potentiometer Switch Kit																																																																																																																																																																									
Q4THS	Rotate on/off 25K Potentiometer Switch Kit																																																																																																																																																																									
Part No.	Description																																																																																																																																																																									
PTP0	Blank																																																																																																																																																																									
PTP1	7 Pin Uniarc Quick Fit																																																																																																																																																																									
PTP2	5 Pin Tuchel Plug Quick Fit																																																																																																																																																																									
PTP3	3 Pin XS12 Series Plug Quick Fit																																																																																																																																																																									
PTP4	5 Pin Amphenol Plug Quick Fit																																																																																																																																																																									
PTP5	6 Pin Amphenol Plug Quick Fit																																																																																																																																																																									
PTP6	7 Pin WS16 Series Plug Quick Fit																																																																																																																																																																									
PTP7	14 Pin Amphenol Plug Quick Fit																																																																																																																																																																									
PTP8	9 Pin SP21 Series Plug Quick Fit																																																																																																																																																																									
PTP9	5 Pin WS16 Series Plug Quick Fit																																																																																																																																																																									
PTP10	9 Pin Tuchel Plug Quick Fit																																																																																																																																																																									
PTP15	7 Pin Amphenol Plug Quick Fit																																																																																																																																																																									
PTP16	5 Pin Amphenol Plug Quick Fit																																																																																																																																																																									
PTP19	2 Pin Amphenol Plug Quick Fit																																																																																																																																																																									
PTP21	4 Pin Amphenol Plug Quick Fit																																																																																																																																																																									
PTP22	3 Pin Tuchel Plug																																																																																																																																																																									



Ordering Information

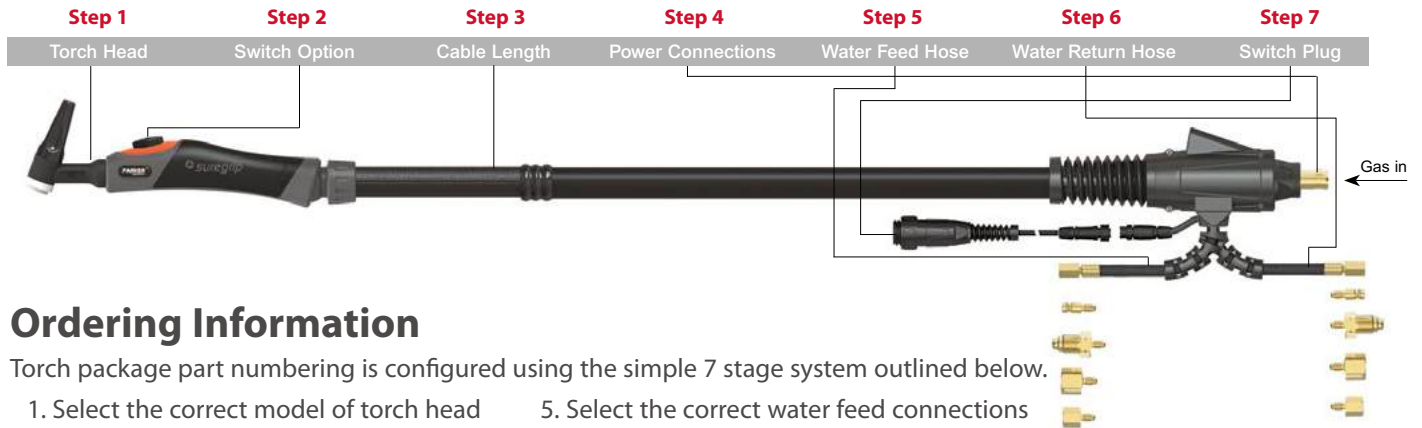
Torch package part numbering is configured using the simple 8 stage system outlined below.

1. Select the correct model of torch head
2. Select the switch option required
3. Select the length of cable required
4. Select the correct power connections
5. Select the correct water feed connections
6. Select the correct water return connections
7. Select the correct gas connection
8. Add a switch plug if required

Example:- SGT18FX-QS1-12-SL-QWF1-QWR1-QGS5-PTP1

Suregrip SGT18FX One Torch x 12.5ft with momentary switch, quick fit water, 1/4" BSP gas and 7 pin Uniarc plug.

Step 1	Step 2	Step 3	Step 4	Step 5	Step 6	Step 7	Step 8																																																																																																																																																																		
Torch Head	Switch Option	Cable Length	Power Connections	Water Feed Hose	Water Return Hose	Gas Hose	Switch Plug																																																																																																																																																																		
<table border="1"> <thead> <tr> <th>Part No.</th> <th>Description</th> </tr> </thead> <tbody> <tr><td colspan="2">Liquid-Cooled</td></tr> <tr><td>SGT24W</td><td>180A DC</td></tr> <tr><td>SGT20</td><td>225A DC</td></tr> <tr><td>SGT20S</td><td>340A DC</td></tr> <tr><td>SGT20FXL</td><td>225A DC FLEX LONG</td></tr> <tr><td>SGT18</td><td>380A DC</td></tr> <tr><td>SGT18FX</td><td>380A DC FLEX</td></tr> <tr><td>SGT18SC</td><td>410A DC</td></tr> <tr><td colspan="2">Multijust</td></tr> <tr><td>SGTSF250M</td><td>250A DC</td></tr> <tr><td colspan="2">Modular</td></tr> <tr><td>SGTW225</td><td>225A DC FLEX</td></tr> <tr><td colspan="2">Cold-Wire</td></tr> <tr><td>SGTCW18</td><td>180A DC</td></tr> <tr><td>SGTCW18SC</td><td>410A DC</td></tr> <tr><td colspan="2">Hot-Wire</td></tr> <tr><td>SGTHCW18SC</td><td>410A DC</td></tr> </tbody> </table> <p>NOTE: See page 14 for torch heads explanation</p>	Part No.	Description	Liquid-Cooled		SGT24W	180A DC	SGT20	225A DC	SGT20S	340A DC	SGT20FXL	225A DC FLEX LONG	SGT18	380A DC	SGT18FX	380A DC FLEX	SGT18SC	410A DC	Multijust		SGTSF250M	250A DC	Modular		SGTW225	225A DC FLEX	Cold-Wire		SGTCW18	180A DC	SGTCW18SC	410A DC	Hot-Wire		SGTHCW18SC	410A DC	<table border="1"> <thead> <tr> <th>Part No.</th> <th>Description</th> </tr> </thead> <tbody> <tr><td>N</td><td>Blank Kit - No Trigger</td></tr> <tr><td>QS1</td><td>Momentary Kit</td></tr> <tr><td>QS2</td><td>2 Button Momentary Kit</td></tr> <tr><td>QS3</td><td>3 Button Momentary Kit</td></tr> <tr><td>QS4</td><td>4 Button Momentary Kit</td></tr> <tr><td>QL1</td><td>Lever Momentary Kit</td></tr> <tr><td>QT1</td><td>Maintained Switch Kit</td></tr> <tr><td>Q1K</td><td>1 Button Momentary+1k Pot</td></tr> <tr><td>Q2K</td><td>1 Button Momentary+5k Pot</td></tr> <tr><td>Q3K</td><td>1 Button Momentary+10k Pot</td></tr> <tr><td>Q4K</td><td>1 Button Momentary+25k Pot</td></tr> <tr><td>Q1T</td><td>Maintained Switch+1k Pot</td></tr> <tr><td>Q2T</td><td>Maintained Switch+5k Pot</td></tr> <tr><td>Q3T</td><td>Maintained Switch+10k Pot</td></tr> <tr><td>Q4T</td><td>Maintained Switch+25k Pot</td></tr> </tbody> </table>	Part No.	Description	N	Blank Kit - No Trigger	QS1	Momentary Kit	QS2	2 Button Momentary Kit	QS3	3 Button Momentary Kit	QS4	4 Button Momentary Kit	QL1	Lever Momentary Kit	QT1	Maintained Switch Kit	Q1K	1 Button Momentary+1k Pot	Q2K	1 Button Momentary+5k Pot	Q3K	1 Button Momentary+10k Pot	Q4K	1 Button Momentary+25k Pot	Q1T	Maintained Switch+1k Pot	Q2T	Maintained Switch+5k Pot	Q3T	Maintained Switch+10k Pot	Q4T	Maintained Switch+25k Pot	<table border="1"> <thead> <tr> <th>Part No.</th> <th>Description</th> </tr> </thead> <tbody> <tr><td>12</td><td>2.5ft Cables (3.8m)</td></tr> <tr><td>25</td><td>25ft Cables (7.6m)</td></tr> <tr><td>37</td><td>37ft Cables (11.3m)</td></tr> <tr><td>50</td><td>50ft Cables (15.2m)</td></tr> </tbody> </table>	Part No.	Description	12	2.5ft Cables (3.8m)	25	25ft Cables (7.6m)	37	37ft Cables (11.3m)	50	50ft Cables (15.2m)	<p>Power Connections</p> <table border="1"> <thead> <tr> <th>Part No.</th> <th>Description</th> </tr> </thead> <tbody> <tr><td>SL</td><td>Surelok 13mm</td></tr> <tr><td>SL1625</td><td>Surelok 9mm</td></tr> </tbody> </table> <p># Water Feed Hose</p> <table border="1"> <thead> <tr> <th>Part No.</th> <th>Description</th> </tr> </thead> <tbody> <tr><td>QWF0</td><td>Open</td></tr> <tr><td>QWF1</td><td>Water Feed Hose c/w 8.9mm Quick Fit</td></tr> <tr><td>QWF2</td><td>Water Feed Hose c/w 5/8" UNF LH</td></tr> <tr><td>QWF3</td><td>Water Feed Hose c/w 3/8" BSP</td></tr> <tr><td>QWF4</td><td>Water Feed Hose c/w M12 x 1.0</td></tr> </tbody> </table> <p>NOTE: See page 61 terminations explanation</p> <p># Water Return Hose</p> <table border="1"> <thead> <tr> <th>Part No.</th> <th>Description</th> </tr> </thead> <tbody> <tr><td>QWR0</td><td>Open</td></tr> <tr><td>QWR1</td><td>Water Return Hose c/w 8.9mm Quick Fit</td></tr> <tr><td>QWR2</td><td>Water Return Hose c/w 5/8" UNF LH</td></tr> <tr><td>QWR3</td><td>Water Return Hose c/w 3/8" BSP</td></tr> <tr><td>QWR4</td><td>Water Return Hose c/w M12 x 1.0</td></tr> </tbody> </table> <p>NOTE: See page 61 terminations explanation</p>	Part No.	Description	SL	Surelok 13mm	SL1625	Surelok 9mm	Part No.	Description	QWF0	Open	QWF1	Water Feed Hose c/w 8.9mm Quick Fit	QWF2	Water Feed Hose c/w 5/8" UNF LH	QWF3	Water Feed Hose c/w 3/8" BSP	QWF4	Water Feed Hose c/w M12 x 1.0	Part No.	Description	QWR0	Open	QWR1	Water Return Hose c/w 8.9mm Quick Fit	QWR2	Water Return Hose c/w 5/8" UNF LH	QWR3	Water Return Hose c/w 3/8" BSP	QWR4	Water Return Hose c/w M12 x 1.0	<table border="1"> <thead> <tr> <th>Part No.</th> <th>Description</th> </tr> </thead> <tbody> <tr><td>QGS0</td><td>Open</td></tr> <tr><td>QGS1</td><td>Gas Supply Hose c/w 3/8" BSP</td></tr> <tr><td>QGS2</td><td>Gas Supply Hose c/w 5.0mm Quick Fit</td></tr> <tr><td>QGS3</td><td>Gas Supply Hose c/w 5.95mm Quick Fit</td></tr> <tr><td>QGS4</td><td>Gas Supply Hose c/w 8.9mm Quick Fit</td></tr> <tr><td>QGS5</td><td>Gas Supply Hose c/w 1/4" BSP</td></tr> <tr><td>QGS6</td><td>Gas Supply Hose c/w M10 x 1.0</td></tr> <tr><td>QGS7</td><td>Gas Supply Hose c/w 5/8" UNF RH</td></tr> <tr><td>QGS8</td><td>Gas Supply Hose c/w M12 x 1.0</td></tr> <tr><td>QGS9</td><td>Gas Supply Hose c/w 1/8" BSP</td></tr> </tbody> </table> <p>NOTE: See page 61 terminations explanation</p>	Part No.	Description	QGS0	Open	QGS1	Gas Supply Hose c/w 3/8" BSP	QGS2	Gas Supply Hose c/w 5.0mm Quick Fit	QGS3	Gas Supply Hose c/w 5.95mm Quick Fit	QGS4	Gas Supply Hose c/w 8.9mm Quick Fit	QGS5	Gas Supply Hose c/w 1/4" BSP	QGS6	Gas Supply Hose c/w M10 x 1.0	QGS7	Gas Supply Hose c/w 5/8" UNF RH	QGS8	Gas Supply Hose c/w M12 x 1.0	QGS9	Gas Supply Hose c/w 1/8" BSP	<table border="1"> <thead> <tr> <th>Part No.</th> <th>Description</th> </tr> </thead> <tbody> <tr><td>PTP0</td><td>Blank</td></tr> <tr><td>PTP1</td><td>7 Pin Uniarc Quick Fit</td></tr> <tr><td>PTP2</td><td>5 Pin Tuchel Plug Quick Fit</td></tr> <tr><td>PTP3</td><td>3 Pin XS12 Series Plug Quick Fit</td></tr> <tr><td>PTP4</td><td>5 Pin Amphenol Plug Quick Fit</td></tr> <tr><td>PTP5</td><td>6 Pin Amphenol Plug Quick Fit</td></tr> <tr><td>PTP6</td><td>7 Pin WS16 Series Plug Quick Fit</td></tr> <tr><td>PTP7</td><td>14 Pin Amphenol Plug Quick Fit</td></tr> <tr><td>PTP8</td><td>9 Pin SP21 Series Plug Quick Fit</td></tr> <tr><td>PTP9</td><td>5 Pin WS16 Series Plug Quick Fit</td></tr> <tr><td>PTP10</td><td>9 Pin Tuchel Plug Quick Fit</td></tr> <tr><td>PTP15</td><td>7 Pin Amphenol Plug Quick Fit</td></tr> <tr><td>PTP16</td><td>5 Pin Amphenol Plug Quick Fit</td></tr> <tr><td>PTP19</td><td>2 Pin Amphenol Plug Quick Fit</td></tr> <tr><td>PTP21</td><td>4 Pin Amphenol Plug Quick Fit</td></tr> <tr><td>PTP22</td><td>3 Pin Tuchel Plug</td></tr> </tbody> </table> <p>NOTE: See page 66 for cable plugs explanation</p>	Part No.	Description	PTP0	Blank	PTP1	7 Pin Uniarc Quick Fit	PTP2	5 Pin Tuchel Plug Quick Fit	PTP3	3 Pin XS12 Series Plug Quick Fit	PTP4	5 Pin Amphenol Plug Quick Fit	PTP5	6 Pin Amphenol Plug Quick Fit	PTP6	7 Pin WS16 Series Plug Quick Fit	PTP7	14 Pin Amphenol Plug Quick Fit	PTP8	9 Pin SP21 Series Plug Quick Fit	PTP9	5 Pin WS16 Series Plug Quick Fit	PTP10	9 Pin Tuchel Plug Quick Fit	PTP15	7 Pin Amphenol Plug Quick Fit	PTP16	5 Pin Amphenol Plug Quick Fit	PTP19	2 Pin Amphenol Plug Quick Fit	PTP21	4 Pin Amphenol Plug Quick Fit	PTP22	3 Pin Tuchel Plug
Part No.	Description																																																																																																																																																																								
Liquid-Cooled																																																																																																																																																																									
SGT24W	180A DC																																																																																																																																																																								
SGT20	225A DC																																																																																																																																																																								
SGT20S	340A DC																																																																																																																																																																								
SGT20FXL	225A DC FLEX LONG																																																																																																																																																																								
SGT18	380A DC																																																																																																																																																																								
SGT18FX	380A DC FLEX																																																																																																																																																																								
SGT18SC	410A DC																																																																																																																																																																								
Multijust																																																																																																																																																																									
SGTSF250M	250A DC																																																																																																																																																																								
Modular																																																																																																																																																																									
SGTW225	225A DC FLEX																																																																																																																																																																								
Cold-Wire																																																																																																																																																																									
SGTCW18	180A DC																																																																																																																																																																								
SGTCW18SC	410A DC																																																																																																																																																																								
Hot-Wire																																																																																																																																																																									
SGTHCW18SC	410A DC																																																																																																																																																																								
Part No.	Description																																																																																																																																																																								
N	Blank Kit - No Trigger																																																																																																																																																																								
QS1	Momentary Kit																																																																																																																																																																								
QS2	2 Button Momentary Kit																																																																																																																																																																								
QS3	3 Button Momentary Kit																																																																																																																																																																								
QS4	4 Button Momentary Kit																																																																																																																																																																								
QL1	Lever Momentary Kit																																																																																																																																																																								
QT1	Maintained Switch Kit																																																																																																																																																																								
Q1K	1 Button Momentary+1k Pot																																																																																																																																																																								
Q2K	1 Button Momentary+5k Pot																																																																																																																																																																								
Q3K	1 Button Momentary+10k Pot																																																																																																																																																																								
Q4K	1 Button Momentary+25k Pot																																																																																																																																																																								
Q1T	Maintained Switch+1k Pot																																																																																																																																																																								
Q2T	Maintained Switch+5k Pot																																																																																																																																																																								
Q3T	Maintained Switch+10k Pot																																																																																																																																																																								
Q4T	Maintained Switch+25k Pot																																																																																																																																																																								
Part No.	Description																																																																																																																																																																								
12	2.5ft Cables (3.8m)																																																																																																																																																																								
25	25ft Cables (7.6m)																																																																																																																																																																								
37	37ft Cables (11.3m)																																																																																																																																																																								
50	50ft Cables (15.2m)																																																																																																																																																																								
Part No.	Description																																																																																																																																																																								
SL	Surelok 13mm																																																																																																																																																																								
SL1625	Surelok 9mm																																																																																																																																																																								
Part No.	Description																																																																																																																																																																								
QWF0	Open																																																																																																																																																																								
QWF1	Water Feed Hose c/w 8.9mm Quick Fit																																																																																																																																																																								
QWF2	Water Feed Hose c/w 5/8" UNF LH																																																																																																																																																																								
QWF3	Water Feed Hose c/w 3/8" BSP																																																																																																																																																																								
QWF4	Water Feed Hose c/w M12 x 1.0																																																																																																																																																																								
Part No.	Description																																																																																																																																																																								
QWR0	Open																																																																																																																																																																								
QWR1	Water Return Hose c/w 8.9mm Quick Fit																																																																																																																																																																								
QWR2	Water Return Hose c/w 5/8" UNF LH																																																																																																																																																																								
QWR3	Water Return Hose c/w 3/8" BSP																																																																																																																																																																								
QWR4	Water Return Hose c/w M12 x 1.0																																																																																																																																																																								
Part No.	Description																																																																																																																																																																								
QGS0	Open																																																																																																																																																																								
QGS1	Gas Supply Hose c/w 3/8" BSP																																																																																																																																																																								
QGS2	Gas Supply Hose c/w 5.0mm Quick Fit																																																																																																																																																																								
QGS3	Gas Supply Hose c/w 5.95mm Quick Fit																																																																																																																																																																								
QGS4	Gas Supply Hose c/w 8.9mm Quick Fit																																																																																																																																																																								
QGS5	Gas Supply Hose c/w 1/4" BSP																																																																																																																																																																								
QGS6	Gas Supply Hose c/w M10 x 1.0																																																																																																																																																																								
QGS7	Gas Supply Hose c/w 5/8" UNF RH																																																																																																																																																																								
QGS8	Gas Supply Hose c/w M12 x 1.0																																																																																																																																																																								
QGS9	Gas Supply Hose c/w 1/8" BSP																																																																																																																																																																								
Part No.	Description																																																																																																																																																																								
PTP0	Blank																																																																																																																																																																								
PTP1	7 Pin Uniarc Quick Fit																																																																																																																																																																								
PTP2	5 Pin Tuchel Plug Quick Fit																																																																																																																																																																								
PTP3	3 Pin XS12 Series Plug Quick Fit																																																																																																																																																																								
PTP4	5 Pin Amphenol Plug Quick Fit																																																																																																																																																																								
PTP5	6 Pin Amphenol Plug Quick Fit																																																																																																																																																																								
PTP6	7 Pin WS16 Series Plug Quick Fit																																																																																																																																																																								
PTP7	14 Pin Amphenol Plug Quick Fit																																																																																																																																																																								
PTP8	9 Pin SP21 Series Plug Quick Fit																																																																																																																																																																								
PTP9	5 Pin WS16 Series Plug Quick Fit																																																																																																																																																																								
PTP10	9 Pin Tuchel Plug Quick Fit																																																																																																																																																																								
PTP15	7 Pin Amphenol Plug Quick Fit																																																																																																																																																																								
PTP16	5 Pin Amphenol Plug Quick Fit																																																																																																																																																																								
PTP19	2 Pin Amphenol Plug Quick Fit																																																																																																																																																																								
PTP21	4 Pin Amphenol Plug Quick Fit																																																																																																																																																																								
PTP22	3 Pin Tuchel Plug																																																																																																																																																																								
<table border="1"> <thead> <tr> <th>Part No.</th> <th>Description</th> </tr> </thead> <tbody> <tr><td>Q1THS</td><td>Rotate on/off 1K Potentiometer Switch Kit</td></tr> <tr><td>Q2THS</td><td>Rotate on/off 5K Potentiometer Switch Kit</td></tr> <tr><td>Q3THS</td><td>Rotate on/off 10K Potentiometer Switch Kit</td></tr> <tr><td>Q4THS</td><td>Rotate on/off 25K Potentiometer Switch Kit</td></tr> </tbody> </table> <p>NOTE: See page 17 for switches explanation</p>	Part No.	Description	Q1THS	Rotate on/off 1K Potentiometer Switch Kit	Q2THS	Rotate on/off 5K Potentiometer Switch Kit	Q3THS	Rotate on/off 10K Potentiometer Switch Kit	Q4THS	Rotate on/off 25K Potentiometer Switch Kit																																																																																																																																																															
Part No.	Description																																																																																																																																																																								
Q1THS	Rotate on/off 1K Potentiometer Switch Kit																																																																																																																																																																								
Q2THS	Rotate on/off 5K Potentiometer Switch Kit																																																																																																																																																																								
Q3THS	Rotate on/off 10K Potentiometer Switch Kit																																																																																																																																																																								
Q4THS	Rotate on/off 25K Potentiometer Switch Kit																																																																																																																																																																								



Ordering Information

Torch package part numbering is configured using the simple 7 stage system outlined below.

1. Select the correct model of torch head
2. Select the switch option required
3. Select the length of cable required
4. Select the correct power connections
5. Select the correct water feed connections
6. Select the correct water return connections
7. Add a switch plug if required

Example:- SGT18FX-QS1-12-SLGT-QWF1-QWR1-PTP1


Suregrip SGT18FX One Torch x 12.5ft with momentary switch, quick fit water, and 7 pin Uniarc plug.

Step 1	Step 2	Step 3	Step 4	Step 5	Step 6	Step 7																																																																																																																																																									
Torch Head	Switch Option	Cable Length	Power Connections	Water Feed Hose	Water Return Hose	Switch Plug																																																																																																																																																									
<table border="1"> <thead> <tr> <th>Part No.</th> <th>Description</th> </tr> </thead> <tbody> <tr><td colspan="2">Liquid-Cooled</td></tr> <tr><td>SGT24W</td><td>180A DC</td></tr> <tr><td>SGT20</td><td>225A DC</td></tr> <tr><td>SGT20S</td><td>340A DC</td></tr> <tr><td>SGT20FXL</td><td>225A DC FLEX LONG</td></tr> <tr><td>SGT18</td><td>380A DC</td></tr> <tr><td>SGT18FX</td><td>380A DC FLEX</td></tr> <tr><td>SGT18SC</td><td>410A DC</td></tr> <tr><td colspan="2">Multijust</td></tr> <tr><td>SGTSF250M</td><td>250A DC</td></tr> <tr><td colspan="2">Modular</td></tr> <tr><td>SGTW225</td><td>225A DC FLEX</td></tr> <tr><td colspan="2">Cold-Wire</td></tr> <tr><td>SGTCW18</td><td>180A DC</td></tr> <tr><td>SGTCW18SC</td><td>410A DC</td></tr> <tr><td colspan="2">Hot-Wire</td></tr> <tr><td>SGTHCW18SC</td><td>410A DC</td></tr> </tbody> </table> <p>NOTE: See page 14 for torch heads explanation</p>	Part No.	Description	Liquid-Cooled		SGT24W	180A DC	SGT20	225A DC	SGT20S	340A DC	SGT20FXL	225A DC FLEX LONG	SGT18	380A DC	SGT18FX	380A DC FLEX	SGT18SC	410A DC	Multijust		SGTSF250M	250A DC	Modular		SGTW225	225A DC FLEX	Cold-Wire		SGTCW18	180A DC	SGTCW18SC	410A DC	Hot-Wire		SGTHCW18SC	410A DC	<table border="1"> <thead> <tr> <th>Part No.</th> <th>Description</th> </tr> </thead> <tbody> <tr><td>N</td><td>Blank Kit - No Trigger</td></tr> <tr><td>QS1</td><td>Momentary Kit</td></tr> <tr><td>QS2</td><td>2 Button Momentary Kit</td></tr> <tr><td>QS3</td><td>3 Button Momentary Kit</td></tr> <tr><td>QS4</td><td>4 Button Momentary Kit</td></tr> <tr><td>QL1</td><td>Lever Momentary Kit</td></tr> <tr><td>QT1</td><td>Maintained Switch Kit</td></tr> <tr><td>Q1K</td><td>1 Button Momentary+1k Pot</td></tr> <tr><td>Q2K</td><td>1 Button Momentary+5k Pot</td></tr> <tr><td>Q3K</td><td>1 Button Momentary+10k Pot</td></tr> <tr><td>Q4K</td><td>1 Button Momentary+25k Pot</td></tr> <tr><td>Q1T</td><td>Maintained Switch+1k Pot</td></tr> <tr><td>Q2T</td><td>Maintained Switch+5k Pot</td></tr> <tr><td>Q3T</td><td>Maintained Switch+10k Pot</td></tr> <tr><td>Q4T</td><td>Maintained Switch+25k Pot</td></tr> </tbody> </table>	Part No.	Description	N	Blank Kit - No Trigger	QS1	Momentary Kit	QS2	2 Button Momentary Kit	QS3	3 Button Momentary Kit	QS4	4 Button Momentary Kit	QL1	Lever Momentary Kit	QT1	Maintained Switch Kit	Q1K	1 Button Momentary+1k Pot	Q2K	1 Button Momentary+5k Pot	Q3K	1 Button Momentary+10k Pot	Q4K	1 Button Momentary+25k Pot	Q1T	Maintained Switch+1k Pot	Q2T	Maintained Switch+5k Pot	Q3T	Maintained Switch+10k Pot	Q4T	Maintained Switch+25k Pot	<table border="1"> <thead> <tr> <th>Part No.</th> <th>Description</th> </tr> </thead> <tbody> <tr><td>12</td><td>12.5ft Cables (3.8m)</td></tr> <tr><td>25</td><td>25ft Cables (7.6m)</td></tr> <tr><td>37</td><td>37ft Cables (11.3m)</td></tr> <tr><td>50</td><td>50ft Cables (15.2m)</td></tr> </tbody> </table>	Part No.	Description	12	12.5ft Cables (3.8m)	25	25ft Cables (7.6m)	37	37ft Cables (11.3m)	50	50ft Cables (15.2m)	<p>Power Connections</p> <table border="1"> <thead> <tr> <th>Part No.</th> <th>Description</th> </tr> </thead> <tbody> <tr><td>SLGT</td><td>Surelok GT3550</td></tr> </tbody> </table> <p># Water Feed Hose</p> <table border="1"> <thead> <tr> <th>Part No.</th> <th>Description</th> </tr> </thead> <tbody> <tr><td>QWF0</td><td>Open</td></tr> <tr><td>QWF1</td><td>Water Feed Hose c/w 8.9mm Quick Fit</td></tr> <tr><td>QWF2</td><td>Water Feed Hose c/w 5/8" UNF LH</td></tr> <tr><td>QWF3</td><td>Water Feed Hose c/w 3/8" BSP</td></tr> <tr><td>QWF4</td><td>Water Feed Hose c/w M12 x 1.0</td></tr> </tbody> </table> <p>NOTE: See page 62 terminations explanation</p> <p># Water Return Hose</p> <table border="1"> <thead> <tr> <th>Part No.</th> <th>Description</th> </tr> </thead> <tbody> <tr><td>QWR0</td><td>Open</td></tr> <tr><td>QWR1</td><td>Water Return Hose c/w 8.9mm Quick Fit</td></tr> <tr><td>QWR2</td><td>Water Return Hose c/w 5/8" UNF LH</td></tr> <tr><td>QWR3</td><td>Water Return Hose c/w 3/8" BSP</td></tr> <tr><td>QWR4</td><td>Water Return Hose c/w M12 x 1.0</td></tr> </tbody> </table> <p>NOTE: See page 62 terminations explanation</p>	Part No.	Description	SLGT	Surelok GT3550	Part No.	Description	QWF0	Open	QWF1	Water Feed Hose c/w 8.9mm Quick Fit	QWF2	Water Feed Hose c/w 5/8" UNF LH	QWF3	Water Feed Hose c/w 3/8" BSP	QWF4	Water Feed Hose c/w M12 x 1.0	Part No.	Description	QWR0	Open	QWR1	Water Return Hose c/w 8.9mm Quick Fit	QWR2	Water Return Hose c/w 5/8" UNF LH	QWR3	Water Return Hose c/w 3/8" BSP	QWR4	Water Return Hose c/w M12 x 1.0	<table border="1"> <thead> <tr> <th>Part No.</th> <th>Description</th> </tr> </thead> <tbody> <tr><td>PTP0</td><td>Blank</td></tr> <tr><td>PTP1</td><td>7 Pin Uniarc Quick Fit</td></tr> <tr><td>PTP2</td><td>5 Pin Tuchel Plug Quick Fit</td></tr> <tr><td>PTP3</td><td>3 Pin XS12 Series Plug Quick Fit</td></tr> <tr><td>PTP4</td><td>5 Pin Amphenol Plug Quick Fit</td></tr> <tr><td>PTP5</td><td>6 Pin Amphenol Plug Quick Fit</td></tr> <tr><td>PTP6</td><td>7 Pin WS16 Series Plug Quick Fit</td></tr> <tr><td>PTP7</td><td>14 Pin Amphenol Plug Quick Fit</td></tr> <tr><td>PTP8</td><td>9 Pin SP21 Series Plug Quick Fit</td></tr> <tr><td>PTP9</td><td>5 Pin WS16 Series Plug Quick Fit</td></tr> <tr><td>PTP10</td><td>9 Pin Tuchel Plug Quick Fit</td></tr> <tr><td>PTP15</td><td>7 Pin Amphenol Plug Quick Fit</td></tr> <tr><td>PTP16</td><td>5 Pin Amphenol Plug Quick Fit</td></tr> <tr><td>PTP19</td><td>2 Pin Amphenol Plug Quick Fit</td></tr> <tr><td>PTP21</td><td>4 Pin Amphenol Plug Quick Fit</td></tr> <tr><td>PTP22</td><td>3 Pin Tuchel Plug</td></tr> </tbody> </table> <p>NOTE: See page 66 for cable plugs explanation</p>	Part No.	Description	PTP0	Blank	PTP1	7 Pin Uniarc Quick Fit	PTP2	5 Pin Tuchel Plug Quick Fit	PTP3	3 Pin XS12 Series Plug Quick Fit	PTP4	5 Pin Amphenol Plug Quick Fit	PTP5	6 Pin Amphenol Plug Quick Fit	PTP6	7 Pin WS16 Series Plug Quick Fit	PTP7	14 Pin Amphenol Plug Quick Fit	PTP8	9 Pin SP21 Series Plug Quick Fit	PTP9	5 Pin WS16 Series Plug Quick Fit	PTP10	9 Pin Tuchel Plug Quick Fit	PTP15	7 Pin Amphenol Plug Quick Fit	PTP16	5 Pin Amphenol Plug Quick Fit	PTP19	2 Pin Amphenol Plug Quick Fit	PTP21	4 Pin Amphenol Plug Quick Fit	PTP22	3 Pin Tuchel Plug	<table border="1"> <thead> <tr> <th>Part No.</th> <th>Description</th> </tr> </thead> <tbody> <tr><td>Q3TH</td><td>Maintained Switch+10k Horizontal Pot</td></tr> <tr><td>Q4TH</td><td>Maintained Switch+25k Horizontal Pot</td></tr> <tr><td>Q1THS</td><td>Rotate on/off 1K Potentiometer Switch Kit</td></tr> <tr><td>Q2THS</td><td>Rotate on/off 5K Potentiometer Switch Kit</td></tr> <tr><td>Q3THS</td><td>Rotate on/off 10K Potentiometer Switch Kit</td></tr> <tr><td>Q4THS</td><td>Rotate on/off 25K Potentiometer Switch Kit</td></tr> </tbody> </table> <p>NOTE: See page 17 for switches explanation</p>	Part No.	Description	Q3TH	Maintained Switch+10k Horizontal Pot	Q4TH	Maintained Switch+25k Horizontal Pot	Q1THS	Rotate on/off 1K Potentiometer Switch Kit	Q2THS	Rotate on/off 5K Potentiometer Switch Kit	Q3THS	Rotate on/off 10K Potentiometer Switch Kit	Q4THS	Rotate on/off 25K Potentiometer Switch Kit
Part No.	Description																																																																																																																																																														
Liquid-Cooled																																																																																																																																																															
SGT24W	180A DC																																																																																																																																																														
SGT20	225A DC																																																																																																																																																														
SGT20S	340A DC																																																																																																																																																														
SGT20FXL	225A DC FLEX LONG																																																																																																																																																														
SGT18	380A DC																																																																																																																																																														
SGT18FX	380A DC FLEX																																																																																																																																																														
SGT18SC	410A DC																																																																																																																																																														
Multijust																																																																																																																																																															
SGTSF250M	250A DC																																																																																																																																																														
Modular																																																																																																																																																															
SGTW225	225A DC FLEX																																																																																																																																																														
Cold-Wire																																																																																																																																																															
SGTCW18	180A DC																																																																																																																																																														
SGTCW18SC	410A DC																																																																																																																																																														
Hot-Wire																																																																																																																																																															
SGTHCW18SC	410A DC																																																																																																																																																														
Part No.	Description																																																																																																																																																														
N	Blank Kit - No Trigger																																																																																																																																																														
QS1	Momentary Kit																																																																																																																																																														
QS2	2 Button Momentary Kit																																																																																																																																																														
QS3	3 Button Momentary Kit																																																																																																																																																														
QS4	4 Button Momentary Kit																																																																																																																																																														
QL1	Lever Momentary Kit																																																																																																																																																														
QT1	Maintained Switch Kit																																																																																																																																																														
Q1K	1 Button Momentary+1k Pot																																																																																																																																																														
Q2K	1 Button Momentary+5k Pot																																																																																																																																																														
Q3K	1 Button Momentary+10k Pot																																																																																																																																																														
Q4K	1 Button Momentary+25k Pot																																																																																																																																																														
Q1T	Maintained Switch+1k Pot																																																																																																																																																														
Q2T	Maintained Switch+5k Pot																																																																																																																																																														
Q3T	Maintained Switch+10k Pot																																																																																																																																																														
Q4T	Maintained Switch+25k Pot																																																																																																																																																														
Part No.	Description																																																																																																																																																														
12	12.5ft Cables (3.8m)																																																																																																																																																														
25	25ft Cables (7.6m)																																																																																																																																																														
37	37ft Cables (11.3m)																																																																																																																																																														
50	50ft Cables (15.2m)																																																																																																																																																														
Part No.	Description																																																																																																																																																														
SLGT	Surelok GT3550																																																																																																																																																														
Part No.	Description																																																																																																																																																														
QWF0	Open																																																																																																																																																														
QWF1	Water Feed Hose c/w 8.9mm Quick Fit																																																																																																																																																														
QWF2	Water Feed Hose c/w 5/8" UNF LH																																																																																																																																																														
QWF3	Water Feed Hose c/w 3/8" BSP																																																																																																																																																														
QWF4	Water Feed Hose c/w M12 x 1.0																																																																																																																																																														
Part No.	Description																																																																																																																																																														
QWR0	Open																																																																																																																																																														
QWR1	Water Return Hose c/w 8.9mm Quick Fit																																																																																																																																																														
QWR2	Water Return Hose c/w 5/8" UNF LH																																																																																																																																																														
QWR3	Water Return Hose c/w 3/8" BSP																																																																																																																																																														
QWR4	Water Return Hose c/w M12 x 1.0																																																																																																																																																														
Part No.	Description																																																																																																																																																														
PTP0	Blank																																																																																																																																																														
PTP1	7 Pin Uniarc Quick Fit																																																																																																																																																														
PTP2	5 Pin Tuchel Plug Quick Fit																																																																																																																																																														
PTP3	3 Pin XS12 Series Plug Quick Fit																																																																																																																																																														
PTP4	5 Pin Amphenol Plug Quick Fit																																																																																																																																																														
PTP5	6 Pin Amphenol Plug Quick Fit																																																																																																																																																														
PTP6	7 Pin WS16 Series Plug Quick Fit																																																																																																																																																														
PTP7	14 Pin Amphenol Plug Quick Fit																																																																																																																																																														
PTP8	9 Pin SP21 Series Plug Quick Fit																																																																																																																																																														
PTP9	5 Pin WS16 Series Plug Quick Fit																																																																																																																																																														
PTP10	9 Pin Tuchel Plug Quick Fit																																																																																																																																																														
PTP15	7 Pin Amphenol Plug Quick Fit																																																																																																																																																														
PTP16	5 Pin Amphenol Plug Quick Fit																																																																																																																																																														
PTP19	2 Pin Amphenol Plug Quick Fit																																																																																																																																																														
PTP21	4 Pin Amphenol Plug Quick Fit																																																																																																																																																														
PTP22	3 Pin Tuchel Plug																																																																																																																																																														
Part No.	Description																																																																																																																																																														
Q3TH	Maintained Switch+10k Horizontal Pot																																																																																																																																																														
Q4TH	Maintained Switch+25k Horizontal Pot																																																																																																																																																														
Q1THS	Rotate on/off 1K Potentiometer Switch Kit																																																																																																																																																														
Q2THS	Rotate on/off 5K Potentiometer Switch Kit																																																																																																																																																														
Q3THS	Rotate on/off 10K Potentiometer Switch Kit																																																																																																																																																														
Q4THS	Rotate on/off 25K Potentiometer Switch Kit																																																																																																																																																														

Suregrip One Tig Torch Range

Air-Cooled Torch Package Configurator

Surelok Gas Through Dinse 35mm - FRN



Ordering Information

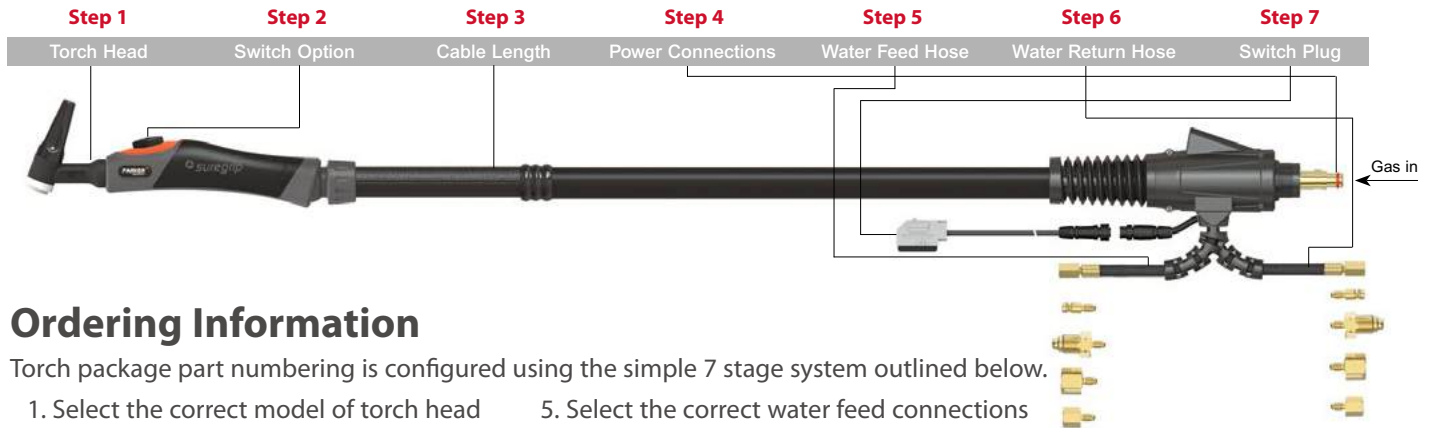
Torch package part numbering is configured using the simple 5 stage system outlined below.

1. Select the correct model of torch head
2. Select the switch option required
3. Select the length of cable required
4. Select the correct power connections
5. Add a switch plug if required

Example:- SGT9-QS1-12-GT-PTP10

Suregrip SGT9 One Torch x 12.5ft with momentary switch, Air-Cooled Surelok GT Gas Through style and 9 pin Tuchel plug.

Step 1		Step 2		Step 3		Step 4		Step 5	
Torch Head		Switch Option		Cable Length		Power Connections		Switch Plug	
Part No.	Description	Part No.	Description	Part No.	Description	Part No.	Description	Part No.	Description
Air-Cooled		12	12.5ft Cables (3.8m)	GT	Gas Through Surelok	PTP0	Blank	NOTE: See page 66 for cable plugs explanation	
SGT9	125A DC	25	25ft Cables (7.6m)	Power Connections		PTP10	9 Pin Tuchel Plug Quick Fit		
SGT9FX	125A DC FLEX	37	37ft Cables (11.3m)	Part No.	Description				
SGT9FXL	125A DC FLEX LONG	50	50ft Cables (15.2m)	N	Blank Kit - No Trigger	Q1KH	1 Button Momentary+1k Horizontal Pot		
SGT17	150A DC			QS1	Momentary Kit	Q2KH	1 Button Momentary+5k Horizontal Pot		
SGT17FX	150A DC FLEX			QS2	2 Button Momentary Kit	Q3KH	1 Button Momentary+10k Horizontal Pot		
SGT17FXL	150A DC FLEX LONG			QS3	3 Button Momentary Kit	Q4KH	1 Button Momentary+25k Horizontal Pot		
SGT26	180A DC			QS4	4 Button Momentary Kit	Q1TH	Maintained Switch+1k Horizontal Pot		
SGT26FX	180A DC FLEX			QL1	Lever Momentary Kit	Q2TH	Maintained Switch+5k Horizontal Pot		
Multijust				QT1	Maintained Switch Kit	Q3TH	Maintained Switch+10k Horizontal Pot		
SGTSF125M	150A DC			Q1K	1 Button Momentary+1k Pot	Q4TH	Maintained Switch+25k Horizontal Pot		
Modular				Q2K	1 Button Momentary+5k Pot	Q1THS	Rotate on/off 1K Potentiometer Switch Kit		
SGTA150	150A DC			Q3K	1 Button Momentary+10k Pot	Q2THS	Rotate on/off 5K Potentiometer Switch Kit		
SGTA200	180A DC			Q4K	1 Button Momentary+25k Pot	Q3THS	Rotate on/off 10K Potentiometer Switch Kit		
Cold-Wire				Q1T	Maintained Switch+1k Pot	Q4THS	Rotate on/off 25K Potentiometer Switch Kit		
SGTCW17	150A DC			Q2T	Maintained Switch+5k Pot	NOTE: See page 17 for switches explanation			
SGTCW26	180A DC			Q3T	Maintained Switch+10k Pot				
NOTE: See page 14 for torch heads explanation				Q4T	Maintained Switch+25k Pot				



Ordering Information

Torch package part numbering is configured using the simple 7 stage system outlined below.

1. Select the correct model of torch head
2. Select the switch option required
3. Select the length of cable required
4. Select the correct power connections
5. Select the correct water feed connections
6. Select the correct water return connections
7. Add a switch plug if required

Example:- SGT18FX-QS1-12-GT-QWF1-QWR1-PTP10


Suregrip SGT18FX One Torch x 12.5ft with momentary switch, quick fit water, and 9 pin Tuchel plug.

Step 1	Step 2	Step 3	Step 4	Step 5	Step 6	Step 7																																																																																																																																									
Torch Head	Switch Option	Cable Length	Power Connections	Water Feed Hose	Water Return Hose	Switch Plug																																																																																																																																									
<table border="1"> <thead> <tr> <th>Part No.</th> <th>Description</th> </tr> </thead> <tbody> <tr><td colspan="2">Liquid-Cooled</td></tr> <tr><td>SGT24W</td><td>180A DC</td></tr> <tr><td>SGT20</td><td>225A DC</td></tr> <tr><td>SGT20S</td><td>340A DC</td></tr> <tr><td>SGT20FXL</td><td>225A DC FLEX LONG</td></tr> <tr><td>SGT18</td><td>380A DC</td></tr> <tr><td>SGT18FX</td><td>380A DC FLEX</td></tr> <tr><td>SGT18SC</td><td>410A DC</td></tr> <tr><td colspan="2">Multijust</td></tr> <tr><td>SGTSF250M</td><td>250A DC</td></tr> <tr><td colspan="2">Modular</td></tr> <tr><td>SGTW225</td><td>225A DC FLEX</td></tr> <tr><td colspan="2">Cold-Wire</td></tr> <tr><td>SGTCW18</td><td>180A DC</td></tr> <tr><td>SGTCW18SC</td><td>410A DC</td></tr> <tr><td colspan="2">Hot-Wire</td></tr> <tr><td>SGTHCW18SC</td><td>410A DC</td></tr> </tbody> </table> <p>NOTE: See page 14 for torch heads explanation</p>	Part No.	Description	Liquid-Cooled		SGT24W	180A DC	SGT20	225A DC	SGT20S	340A DC	SGT20FXL	225A DC FLEX LONG	SGT18	380A DC	SGT18FX	380A DC FLEX	SGT18SC	410A DC	Multijust		SGTSF250M	250A DC	Modular		SGTW225	225A DC FLEX	Cold-Wire		SGTCW18	180A DC	SGTCW18SC	410A DC	Hot-Wire		SGTHCW18SC	410A DC	<table border="1"> <thead> <tr> <th>Part No.</th> <th>Description</th> </tr> </thead> <tbody> <tr><td>N</td><td>Blank Kit - No Trigger</td></tr> <tr><td>QS1</td><td>Momentary Kit</td></tr> <tr><td>QS2</td><td>2 Button Momentary Kit</td></tr> <tr><td>QS3</td><td>3 Button Momentary Kit</td></tr> <tr><td>QS4</td><td>4 Button Momentary Kit</td></tr> <tr><td>QL1</td><td>Lever Momentary Kit</td></tr> <tr><td>QT1</td><td>Maintained Switch Kit</td></tr> <tr><td>Q1K</td><td>1 Button Momentary+1k Pot</td></tr> <tr><td>Q2K</td><td>1 Button Momentary+5k Pot</td></tr> <tr><td>Q3K</td><td>1 Button Momentary+10k Pot</td></tr> <tr><td>Q4K</td><td>1 Button Momentary+25k Pot</td></tr> <tr><td>Q1T</td><td>Maintained Switch+1k Pot</td></tr> <tr><td>Q2T</td><td>Maintained Switch+5k Pot</td></tr> <tr><td>Q3T</td><td>Maintained Switch+10k Pot</td></tr> <tr><td>Q4T</td><td>Maintained Switch+25k Pot</td></tr> </tbody> </table>	Part No.	Description	N	Blank Kit - No Trigger	QS1	Momentary Kit	QS2	2 Button Momentary Kit	QS3	3 Button Momentary Kit	QS4	4 Button Momentary Kit	QL1	Lever Momentary Kit	QT1	Maintained Switch Kit	Q1K	1 Button Momentary+1k Pot	Q2K	1 Button Momentary+5k Pot	Q3K	1 Button Momentary+10k Pot	Q4K	1 Button Momentary+25k Pot	Q1T	Maintained Switch+1k Pot	Q2T	Maintained Switch+5k Pot	Q3T	Maintained Switch+10k Pot	Q4T	Maintained Switch+25k Pot	<table border="1"> <thead> <tr> <th>Part No.</th> <th>Description</th> </tr> </thead> <tbody> <tr><td>12</td><td>12.5ft Cables (3.8m)</td></tr> <tr><td>25</td><td>25ft Cables (7.6m)</td></tr> <tr><td>37</td><td>37ft Cables (11.3m)</td></tr> <tr><td>50</td><td>50ft Cables (15.2m)</td></tr> </tbody> </table>	Part No.	Description	12	12.5ft Cables (3.8m)	25	25ft Cables (7.6m)	37	37ft Cables (11.3m)	50	50ft Cables (15.2m)	<p>Power Connections</p> <table border="1"> <thead> <tr> <th>Part No.</th> <th>Description</th> </tr> </thead> <tbody> <tr><td>GT</td><td>Gas Through Surelok</td></tr> </tbody> </table> <p># Water Feed Hose</p> <table border="1"> <thead> <tr> <th>Part No.</th> <th>Description</th> </tr> </thead> <tbody> <tr><td>QWF0</td><td>Open</td></tr> <tr><td>QWF1</td><td>Water Feed Hose c/w 8.9mm Quick Fit</td></tr> <tr><td>QWF2</td><td>Water Feed Hose c/w 5/8" UNF LH</td></tr> <tr><td>QWF3</td><td>Water Feed Hose c/w 3/8" BSP</td></tr> <tr><td>QWF4</td><td>Water Feed Hose c/w M12 x 1.0</td></tr> </tbody> </table> <p>NOTE: See page 63 terminations explanation</p> <p># Water Return Hose</p> <table border="1"> <thead> <tr> <th>Part No.</th> <th>Description</th> </tr> </thead> <tbody> <tr><td>QWR0</td><td>Open</td></tr> <tr><td>QWR1</td><td>Water Return Hose c/w 8.9mm Quick Fit</td></tr> <tr><td>QWR2</td><td>Water Return Hose c/w 5/8" UNF LH</td></tr> <tr><td>QWR3</td><td>Water Return Hose c/w 3/8" BSP</td></tr> <tr><td>QWR4</td><td>Water Return Hose c/w M12 x 1.0</td></tr> </tbody> </table> <p>NOTE: See page 63 terminations explanation</p>	Part No.	Description	GT	Gas Through Surelok	Part No.	Description	QWF0	Open	QWF1	Water Feed Hose c/w 8.9mm Quick Fit	QWF2	Water Feed Hose c/w 5/8" UNF LH	QWF3	Water Feed Hose c/w 3/8" BSP	QWF4	Water Feed Hose c/w M12 x 1.0	Part No.	Description	QWR0	Open	QWR1	Water Return Hose c/w 8.9mm Quick Fit	QWR2	Water Return Hose c/w 5/8" UNF LH	QWR3	Water Return Hose c/w 3/8" BSP	QWR4	Water Return Hose c/w M12 x 1.0	<table border="1"> <thead> <tr> <th>Part No.</th> <th>Description</th> </tr> </thead> <tbody> <tr><td>PTP0</td><td>Blank</td></tr> <tr><td>PTP10</td><td>9 Pin Tuchel Plug Quick Fit</td></tr> </tbody> </table> <p>NOTE: See page 66 for cable plugs explanation</p>	Part No.	Description	PTP0	Blank	PTP10	9 Pin Tuchel Plug Quick Fit	<table border="1"> <thead> <tr> <th>Part No.</th> <th>Description</th> </tr> </thead> <tbody> <tr><td>Q1KH</td><td>1 Button Momentary+1k Horizontal Pot</td></tr> <tr><td>Q2KH</td><td>1 Button Momentary+5k Horizontal Pot</td></tr> <tr><td>Q3KH</td><td>1 Button Momentary+10k Horizontal Pot</td></tr> <tr><td>Q4KH</td><td>1 Button Momentary+25k Horizontal Pot</td></tr> <tr><td>Q1TH</td><td>Maintained Switch+1k Horizontal Pot</td></tr> <tr><td>Q2TH</td><td>Maintained Switch+5k Horizontal Pot</td></tr> <tr><td>Q3TH</td><td>Maintained Switch+10k Horizontal Pot</td></tr> <tr><td>Q4TH</td><td>Maintained Switch+25k Horizontal Pot</td></tr> <tr><td>Q1THS</td><td>Rotate on/off 1K Potentiometer Switch Kit</td></tr> <tr><td>Q2THS</td><td>Rotate on/off 5K Potentiometer Switch Kit</td></tr> <tr><td>Q3THS</td><td>Rotate on/off 10K Potentiometer Switch Kit</td></tr> <tr><td>Q4THS</td><td>Rotate on/off 25K Potentiometer Switch Kit</td></tr> </tbody> </table> <p>NOTE: See page 17 for switches explanation</p>	Part No.	Description	Q1KH	1 Button Momentary+1k Horizontal Pot	Q2KH	1 Button Momentary+5k Horizontal Pot	Q3KH	1 Button Momentary+10k Horizontal Pot	Q4KH	1 Button Momentary+25k Horizontal Pot	Q1TH	Maintained Switch+1k Horizontal Pot	Q2TH	Maintained Switch+5k Horizontal Pot	Q3TH	Maintained Switch+10k Horizontal Pot	Q4TH	Maintained Switch+25k Horizontal Pot	Q1THS	Rotate on/off 1K Potentiometer Switch Kit	Q2THS	Rotate on/off 5K Potentiometer Switch Kit	Q3THS	Rotate on/off 10K Potentiometer Switch Kit	Q4THS	Rotate on/off 25K Potentiometer Switch Kit
Part No.	Description																																																																																																																																														
Liquid-Cooled																																																																																																																																															
SGT24W	180A DC																																																																																																																																														
SGT20	225A DC																																																																																																																																														
SGT20S	340A DC																																																																																																																																														
SGT20FXL	225A DC FLEX LONG																																																																																																																																														
SGT18	380A DC																																																																																																																																														
SGT18FX	380A DC FLEX																																																																																																																																														
SGT18SC	410A DC																																																																																																																																														
Multijust																																																																																																																																															
SGTSF250M	250A DC																																																																																																																																														
Modular																																																																																																																																															
SGTW225	225A DC FLEX																																																																																																																																														
Cold-Wire																																																																																																																																															
SGTCW18	180A DC																																																																																																																																														
SGTCW18SC	410A DC																																																																																																																																														
Hot-Wire																																																																																																																																															
SGTHCW18SC	410A DC																																																																																																																																														
Part No.	Description																																																																																																																																														
N	Blank Kit - No Trigger																																																																																																																																														
QS1	Momentary Kit																																																																																																																																														
QS2	2 Button Momentary Kit																																																																																																																																														
QS3	3 Button Momentary Kit																																																																																																																																														
QS4	4 Button Momentary Kit																																																																																																																																														
QL1	Lever Momentary Kit																																																																																																																																														
QT1	Maintained Switch Kit																																																																																																																																														
Q1K	1 Button Momentary+1k Pot																																																																																																																																														
Q2K	1 Button Momentary+5k Pot																																																																																																																																														
Q3K	1 Button Momentary+10k Pot																																																																																																																																														
Q4K	1 Button Momentary+25k Pot																																																																																																																																														
Q1T	Maintained Switch+1k Pot																																																																																																																																														
Q2T	Maintained Switch+5k Pot																																																																																																																																														
Q3T	Maintained Switch+10k Pot																																																																																																																																														
Q4T	Maintained Switch+25k Pot																																																																																																																																														
Part No.	Description																																																																																																																																														
12	12.5ft Cables (3.8m)																																																																																																																																														
25	25ft Cables (7.6m)																																																																																																																																														
37	37ft Cables (11.3m)																																																																																																																																														
50	50ft Cables (15.2m)																																																																																																																																														
Part No.	Description																																																																																																																																														
GT	Gas Through Surelok																																																																																																																																														
Part No.	Description																																																																																																																																														
QWF0	Open																																																																																																																																														
QWF1	Water Feed Hose c/w 8.9mm Quick Fit																																																																																																																																														
QWF2	Water Feed Hose c/w 5/8" UNF LH																																																																																																																																														
QWF3	Water Feed Hose c/w 3/8" BSP																																																																																																																																														
QWF4	Water Feed Hose c/w M12 x 1.0																																																																																																																																														
Part No.	Description																																																																																																																																														
QWR0	Open																																																																																																																																														
QWR1	Water Return Hose c/w 8.9mm Quick Fit																																																																																																																																														
QWR2	Water Return Hose c/w 5/8" UNF LH																																																																																																																																														
QWR3	Water Return Hose c/w 3/8" BSP																																																																																																																																														
QWR4	Water Return Hose c/w M12 x 1.0																																																																																																																																														
Part No.	Description																																																																																																																																														
PTP0	Blank																																																																																																																																														
PTP10	9 Pin Tuchel Plug Quick Fit																																																																																																																																														
Part No.	Description																																																																																																																																														
Q1KH	1 Button Momentary+1k Horizontal Pot																																																																																																																																														
Q2KH	1 Button Momentary+5k Horizontal Pot																																																																																																																																														
Q3KH	1 Button Momentary+10k Horizontal Pot																																																																																																																																														
Q4KH	1 Button Momentary+25k Horizontal Pot																																																																																																																																														
Q1TH	Maintained Switch+1k Horizontal Pot																																																																																																																																														
Q2TH	Maintained Switch+5k Horizontal Pot																																																																																																																																														
Q3TH	Maintained Switch+10k Horizontal Pot																																																																																																																																														
Q4TH	Maintained Switch+25k Horizontal Pot																																																																																																																																														
Q1THS	Rotate on/off 1K Potentiometer Switch Kit																																																																																																																																														
Q2THS	Rotate on/off 5K Potentiometer Switch Kit																																																																																																																																														
Q3THS	Rotate on/off 10K Potentiometer Switch Kit																																																																																																																																														
Q4THS	Rotate on/off 25K Potentiometer Switch Kit																																																																																																																																														

Suregrip One Tig Torch Range

Air-Cooled Torch Package Configurator

Surelok Gas Through QD



Ordering Information

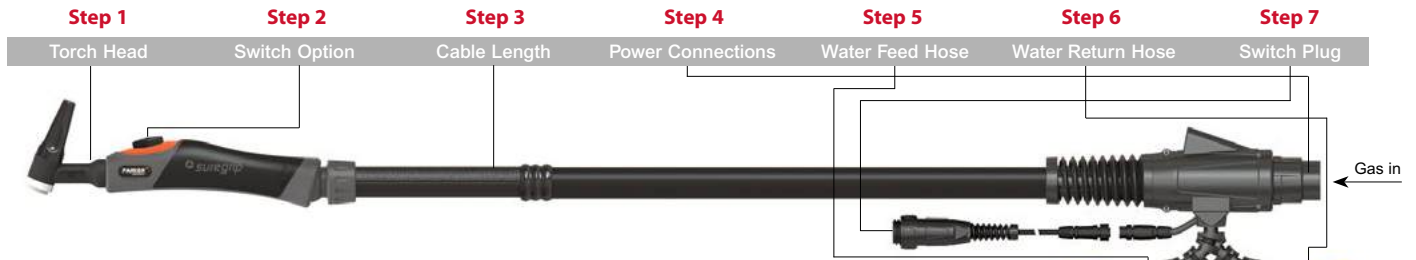
Torch package part numbering is configured using the simple 5 stage system outlined below.

1. Select the correct model of torch head
2. Select the switch option required
3. Select the length of cable required
4. Select the correct power connections
5. Add a switch plug if required

Example:- SGT9-QS1-12-QD1-PTP1

Suregrip SGT9 One Torch x 12.5ft with momentary switch, Air-Cooled Surelok QD Gas Through 1/4"BSP and 7 pin Uniarc plug.

Step 1		Step 2		Step 3		Step 4		Step 5	
Torch Head		Switch Option		Cable Length		Power Connections		Switch Plug	
Part No.	Description	Part No.	Description	Part No.	Description	Part No.	Description	Part No.	Description
Air-Cooled									
SGT9	125A DC	12	12.5ft Cables (3.8m)	QD1	Surelok QD 1/4" BSP Connector Assembly	PTP0	Blank		
SGT9FX	125A DC FLEX	25	25ft Cables (7.6m)	QD2	Surelok QD 3/8" BSP Connector Assembly	PTP1	7 Pin Uniarc Quick Fit		
SGT9FXL	125A DC FLEX LONG	37	37ft Cables (11.3m)	QD3	Surelok QD M12 x 1.0 Connector Assembly	PTP2	5 Pin Tuchel Plug Quick Fit		
SGT17	150A DC	50	50ft Cables (15.2m)	QD4	Surelok QD M16 x 1.5 Connector Assembly	PTP3	3 Pin XS12 Series Plug Quick Fit		
SGT17FX	150A DC FLEX			Power Connections		PTP4	5 Pin Amphenol Plug Quick Fit		
SGT17FXL	150A DC FLEX LONG			Part No.		PTP5	6 Pin Amphenol Plug Quick Fit		
SGT26	180A DC			Description		PTP6	7 Pin WS16 Series Plug Quick Fit		
SGT26FX	180A DC FLEX			QD1		PTP7	14 Pin Amphenol Plug Quick Fit		
Multijust									
SGTSF125M	150A DC			QD2		PTP8	9 Pin SP21 Series Plug Quick Fit		
Modular									
SGTA150	150A DC			QD3		PTP9	5 Pin WS16 Series Plug Quick Fit		
SGTA200	180A DC			QD4		PTP10	9 Pin Tuchel Plug Quick Fit		
Cold-Wire									
SGTCW17	150A DC					PTP15	7 Pin Amphenol Plug Quick Fit		
SGTCW26	180A DC					PTP16	5 Pin Amphenol Plug Quick Fit		
NOTE: See page 14 for torch heads explanation									
NOTE: See page 64 terminations explanation									
NOTE: See page 66 for cable plugs explanation									
NOTE: See page 17 for switches explanation									



Ordering Information

Torch package part numbering is configured using the simple 7 stage system outlined below.

1. Select the correct model of torch head
2. Select the switch option required
3. Select the length of cable required
4. Select the correct power connections
5. Select the correct water feed connections
6. Select the correct water return connections
7. Add a switch plug if required

Example:- SGT18FX-QS1-12-QD5-QWF1-QWR1-PTP1

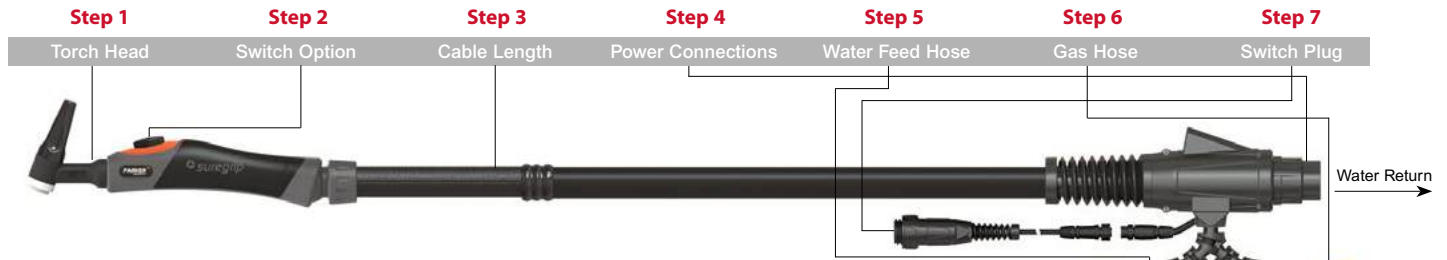
Suregrip SGT18FX One Torch x 12.5ft with momentary switch, Liquid-Cooled Surelok PQD5 1/4" BSP, QF 8.9mm water feed and Return, 7 pin Uniarc plug.

Step 1	Step 2	Step 3	Step 4	Step 5	Step 6	Step 7																																																																																																																																																					
Torch Head	Switch Option	Cable Length	Power Connections	Water Feed Hose	Water Return Hose	Switch Plug																																																																																																																																																					
<table border="1"> <thead> <tr> <th>Part No.</th> <th>Description</th> </tr> </thead> <tbody> <tr><td colspan="2">Liquid-Cooled</td></tr> <tr><td>SGT24W</td><td>180A DC</td></tr> <tr><td>SGT20</td><td>225A DC</td></tr> <tr><td>SGT20S</td><td>340A DC</td></tr> <tr><td>SGT20FXL</td><td>225A DC FLEX LONG</td></tr> <tr><td>SGT18</td><td>380A DC</td></tr> <tr><td>SGT18FX</td><td>380A DC FLEX</td></tr> <tr><td>SGT18SC</td><td>410A DC</td></tr> <tr><td colspan="2">Multijust</td></tr> <tr><td>SGTSF250M</td><td>250A DC</td></tr> <tr><td colspan="2">Modular</td></tr> <tr><td>SGTW225</td><td>225A DC FLEX</td></tr> <tr><td colspan="2">Cold-Wire</td></tr> <tr><td>SGTCW18</td><td>180A DC</td></tr> <tr><td>SGTCW18SC</td><td>410A DC</td></tr> <tr><td colspan="2">Hot-Wire</td></tr> <tr><td>SGTHCW18SC</td><td>410A DC</td></tr> </tbody> </table> <p>NOTE: See page 14 for torch heads explanation</p>	Part No.	Description	Liquid-Cooled		SGT24W	180A DC	SGT20	225A DC	SGT20S	340A DC	SGT20FXL	225A DC FLEX LONG	SGT18	380A DC	SGT18FX	380A DC FLEX	SGT18SC	410A DC	Multijust		SGTSF250M	250A DC	Modular		SGTW225	225A DC FLEX	Cold-Wire		SGTCW18	180A DC	SGTCW18SC	410A DC	Hot-Wire		SGTHCW18SC	410A DC	<table border="1"> <thead> <tr> <th>Part No.</th> <th>Description</th> </tr> </thead> <tbody> <tr><td>N</td><td>Blank Kit - No Trigger</td></tr> <tr><td>QS1</td><td>Momentary Kit</td></tr> <tr><td>QS2</td><td>2 Button Momentary Kit</td></tr> <tr><td>QS3</td><td>3 Button Momentary Kit</td></tr> <tr><td>QS4</td><td>4 Button Momentary Kit</td></tr> <tr><td>QL1</td><td>Lever Momentary Kit</td></tr> <tr><td>QT1</td><td>Maintained Switch Kit</td></tr> <tr><td>Q1K</td><td>1 Button Momentary+1k Pot</td></tr> <tr><td>Q2K</td><td>1 Button Momentary+5k Pot</td></tr> <tr><td>Q3K</td><td>1 Button Momentary+10k Pot</td></tr> <tr><td>Q4K</td><td>1 Button Momentary+25k Pot</td></tr> <tr><td>Q1T</td><td>Maintained Switch+1k Pot</td></tr> <tr><td>Q2T</td><td>Maintained Switch+5k Pot</td></tr> <tr><td>Q3T</td><td>Maintained Switch+10k Pot</td></tr> <tr><td>Q4T</td><td>Maintained Switch+25k Pot</td></tr> </tbody> </table>	Part No.	Description	N	Blank Kit - No Trigger	QS1	Momentary Kit	QS2	2 Button Momentary Kit	QS3	3 Button Momentary Kit	QS4	4 Button Momentary Kit	QL1	Lever Momentary Kit	QT1	Maintained Switch Kit	Q1K	1 Button Momentary+1k Pot	Q2K	1 Button Momentary+5k Pot	Q3K	1 Button Momentary+10k Pot	Q4K	1 Button Momentary+25k Pot	Q1T	Maintained Switch+1k Pot	Q2T	Maintained Switch+5k Pot	Q3T	Maintained Switch+10k Pot	Q4T	Maintained Switch+25k Pot	<p>Power Connections</p> <table border="1"> <thead> <tr> <th>Part No.</th> <th>Description</th> </tr> </thead> <tbody> <tr><td>QD5</td><td>Liquid-Cooled Surelok QD 1/4" BSP</td></tr> </tbody> </table> <p># Water Feed Hose</p> <table border="1"> <thead> <tr> <th>Part No.</th> <th>Description</th> </tr> </thead> <tbody> <tr><td>QWF0</td><td>Open</td></tr> <tr><td>QWF1</td><td>Water Feed Hose c/w 8.9mm Quick Fit</td></tr> <tr><td>QWF2</td><td>Water Feed Hose c/w 5/8" UNF LH</td></tr> <tr><td>QWF3</td><td>Water Feed Hose c/w 3/8" BSP</td></tr> <tr><td>QWF4</td><td>Water Feed Hose c/w M12 x 1.0</td></tr> </tbody> </table> <p>NOTE: See page 64 terminations explanation</p> <p># Water Return Hose</p> <table border="1"> <thead> <tr> <th>Part No.</th> <th>Description</th> </tr> </thead> <tbody> <tr><td>QWR0</td><td>Open</td></tr> <tr><td>QWR1</td><td>Water Return Hose c/w 8.9mm Quick Fit</td></tr> <tr><td>QWR2</td><td>Water Return Hose c/w 5/8" UNF LH</td></tr> <tr><td>QWR3</td><td>Water Return Hose c/w 3/8" BSP</td></tr> <tr><td>QWR4</td><td>Water Return Hose c/w M12 x 1.0</td></tr> </tbody> </table> <p>NOTE: See page 64 terminations explanation</p>	Part No.	Description	QD5	Liquid-Cooled Surelok QD 1/4" BSP	Part No.	Description	QWF0	Open	QWF1	Water Feed Hose c/w 8.9mm Quick Fit	QWF2	Water Feed Hose c/w 5/8" UNF LH	QWF3	Water Feed Hose c/w 3/8" BSP	QWF4	Water Feed Hose c/w M12 x 1.0	Part No.	Description	QWR0	Open	QWR1	Water Return Hose c/w 8.9mm Quick Fit	QWR2	Water Return Hose c/w 5/8" UNF LH	QWR3	Water Return Hose c/w 3/8" BSP	QWR4	Water Return Hose c/w M12 x 1.0	<table border="1"> <thead> <tr> <th>Part No.</th> <th>Description</th> </tr> </thead> <tbody> <tr><td>12</td><td>12.5ft Cables (3.8m)</td></tr> <tr><td>25</td><td>25ft Cables (7.6m)</td></tr> <tr><td>37</td><td>37ft Cables (11.3m)</td></tr> <tr><td>50</td><td>50ft Cables (15.2m)</td></tr> </tbody> </table>	Part No.	Description	12	12.5ft Cables (3.8m)	25	25ft Cables (7.6m)	37	37ft Cables (11.3m)	50	50ft Cables (15.2m)	<table border="1"> <thead> <tr> <th>Part No.</th> <th>Description</th> </tr> </thead> <tbody> <tr><td>PTP0</td><td>Blank</td></tr> <tr><td>PTP1</td><td>7 Pin Uniarc Quick Fit</td></tr> <tr><td>PTP2</td><td>5 Pin Tuchel Plug Quick Fit</td></tr> <tr><td>PTP3</td><td>3 Pin XS12 Series Plug Quick Fit</td></tr> <tr><td>PTP4</td><td>5 Pin Amphenol Plug Quick Fit</td></tr> <tr><td>PTP5</td><td>6 Pin Amphenol Plug Quick Fit</td></tr> <tr><td>PTP6</td><td>7 Pin WS16 Series Plug Quick Fit</td></tr> <tr><td>PTP7</td><td>14 Pin Amphenol Plug Quick Fit</td></tr> <tr><td>PTP8</td><td>9 Pin SP21 Series Plug Quick Fit</td></tr> <tr><td>PTP9</td><td>5 Pin WS16 Series Plug Quick Fit</td></tr> <tr><td>PTP10</td><td>9 Pin Tuchel Plug Quick Fit</td></tr> <tr><td>PTP15</td><td>7 Pin Amphenol Plug Quick Fit</td></tr> <tr><td>PTP16</td><td>5 Pin Amphenol Plug Quick Fit</td></tr> <tr><td>PTP19</td><td>2 Pin Amphenol Plug Quick Fit</td></tr> <tr><td>PTP21</td><td>4 Pin Amphenol Plug Quick Fit</td></tr> <tr><td>PTP22</td><td>3 Pin Tuchel Plug</td></tr> </tbody> </table> <p>NOTE: See page 66 for cable plugs explanation</p>	Part No.	Description	PTP0	Blank	PTP1	7 Pin Uniarc Quick Fit	PTP2	5 Pin Tuchel Plug Quick Fit	PTP3	3 Pin XS12 Series Plug Quick Fit	PTP4	5 Pin Amphenol Plug Quick Fit	PTP5	6 Pin Amphenol Plug Quick Fit	PTP6	7 Pin WS16 Series Plug Quick Fit	PTP7	14 Pin Amphenol Plug Quick Fit	PTP8	9 Pin SP21 Series Plug Quick Fit	PTP9	5 Pin WS16 Series Plug Quick Fit	PTP10	9 Pin Tuchel Plug Quick Fit	PTP15	7 Pin Amphenol Plug Quick Fit	PTP16	5 Pin Amphenol Plug Quick Fit	PTP19	2 Pin Amphenol Plug Quick Fit	PTP21	4 Pin Amphenol Plug Quick Fit	PTP22	3 Pin Tuchel Plug	<table border="1"> <thead> <tr> <th>Part No.</th> <th>Description</th> </tr> </thead> <tbody> <tr><td>Q1THS</td><td>Rotate on/off 1K Potentiometer Switch Kit</td></tr> <tr><td>Q2THS</td><td>Rotate on/off 5K Potentiometer Switch Kit</td></tr> <tr><td>Q3THS</td><td>Rotate on/off 10K Potentiometer Switch Kit</td></tr> <tr><td>Q4THS</td><td>Rotate on/off 25K Potentiometer Switch Kit</td></tr> </tbody> </table> <p>NOTE: See page 17 for switches explanation</p>	Part No.	Description	Q1THS	Rotate on/off 1K Potentiometer Switch Kit	Q2THS	Rotate on/off 5K Potentiometer Switch Kit	Q3THS	Rotate on/off 10K Potentiometer Switch Kit	Q4THS	Rotate on/off 25K Potentiometer Switch Kit
Part No.	Description																																																																																																																																																										
Liquid-Cooled																																																																																																																																																											
SGT24W	180A DC																																																																																																																																																										
SGT20	225A DC																																																																																																																																																										
SGT20S	340A DC																																																																																																																																																										
SGT20FXL	225A DC FLEX LONG																																																																																																																																																										
SGT18	380A DC																																																																																																																																																										
SGT18FX	380A DC FLEX																																																																																																																																																										
SGT18SC	410A DC																																																																																																																																																										
Multijust																																																																																																																																																											
SGTSF250M	250A DC																																																																																																																																																										
Modular																																																																																																																																																											
SGTW225	225A DC FLEX																																																																																																																																																										
Cold-Wire																																																																																																																																																											
SGTCW18	180A DC																																																																																																																																																										
SGTCW18SC	410A DC																																																																																																																																																										
Hot-Wire																																																																																																																																																											
SGTHCW18SC	410A DC																																																																																																																																																										
Part No.	Description																																																																																																																																																										
N	Blank Kit - No Trigger																																																																																																																																																										
QS1	Momentary Kit																																																																																																																																																										
QS2	2 Button Momentary Kit																																																																																																																																																										
QS3	3 Button Momentary Kit																																																																																																																																																										
QS4	4 Button Momentary Kit																																																																																																																																																										
QL1	Lever Momentary Kit																																																																																																																																																										
QT1	Maintained Switch Kit																																																																																																																																																										
Q1K	1 Button Momentary+1k Pot																																																																																																																																																										
Q2K	1 Button Momentary+5k Pot																																																																																																																																																										
Q3K	1 Button Momentary+10k Pot																																																																																																																																																										
Q4K	1 Button Momentary+25k Pot																																																																																																																																																										
Q1T	Maintained Switch+1k Pot																																																																																																																																																										
Q2T	Maintained Switch+5k Pot																																																																																																																																																										
Q3T	Maintained Switch+10k Pot																																																																																																																																																										
Q4T	Maintained Switch+25k Pot																																																																																																																																																										
Part No.	Description																																																																																																																																																										
QD5	Liquid-Cooled Surelok QD 1/4" BSP																																																																																																																																																										
Part No.	Description																																																																																																																																																										
QWF0	Open																																																																																																																																																										
QWF1	Water Feed Hose c/w 8.9mm Quick Fit																																																																																																																																																										
QWF2	Water Feed Hose c/w 5/8" UNF LH																																																																																																																																																										
QWF3	Water Feed Hose c/w 3/8" BSP																																																																																																																																																										
QWF4	Water Feed Hose c/w M12 x 1.0																																																																																																																																																										
Part No.	Description																																																																																																																																																										
QWR0	Open																																																																																																																																																										
QWR1	Water Return Hose c/w 8.9mm Quick Fit																																																																																																																																																										
QWR2	Water Return Hose c/w 5/8" UNF LH																																																																																																																																																										
QWR3	Water Return Hose c/w 3/8" BSP																																																																																																																																																										
QWR4	Water Return Hose c/w M12 x 1.0																																																																																																																																																										
Part No.	Description																																																																																																																																																										
12	12.5ft Cables (3.8m)																																																																																																																																																										
25	25ft Cables (7.6m)																																																																																																																																																										
37	37ft Cables (11.3m)																																																																																																																																																										
50	50ft Cables (15.2m)																																																																																																																																																										
Part No.	Description																																																																																																																																																										
PTP0	Blank																																																																																																																																																										
PTP1	7 Pin Uniarc Quick Fit																																																																																																																																																										
PTP2	5 Pin Tuchel Plug Quick Fit																																																																																																																																																										
PTP3	3 Pin XS12 Series Plug Quick Fit																																																																																																																																																										
PTP4	5 Pin Amphenol Plug Quick Fit																																																																																																																																																										
PTP5	6 Pin Amphenol Plug Quick Fit																																																																																																																																																										
PTP6	7 Pin WS16 Series Plug Quick Fit																																																																																																																																																										
PTP7	14 Pin Amphenol Plug Quick Fit																																																																																																																																																										
PTP8	9 Pin SP21 Series Plug Quick Fit																																																																																																																																																										
PTP9	5 Pin WS16 Series Plug Quick Fit																																																																																																																																																										
PTP10	9 Pin Tuchel Plug Quick Fit																																																																																																																																																										
PTP15	7 Pin Amphenol Plug Quick Fit																																																																																																																																																										
PTP16	5 Pin Amphenol Plug Quick Fit																																																																																																																																																										
PTP19	2 Pin Amphenol Plug Quick Fit																																																																																																																																																										
PTP21	4 Pin Amphenol Plug Quick Fit																																																																																																																																																										
PTP22	3 Pin Tuchel Plug																																																																																																																																																										
Part No.	Description																																																																																																																																																										
Q1THS	Rotate on/off 1K Potentiometer Switch Kit																																																																																																																																																										
Q2THS	Rotate on/off 5K Potentiometer Switch Kit																																																																																																																																																										
Q3THS	Rotate on/off 10K Potentiometer Switch Kit																																																																																																																																																										
Q4THS	Rotate on/off 25K Potentiometer Switch Kit																																																																																																																																																										

Suregrip One Tig Torch Range

Liquid-Cooled Torch Package Configurator

Surelok QD



Ordering Information

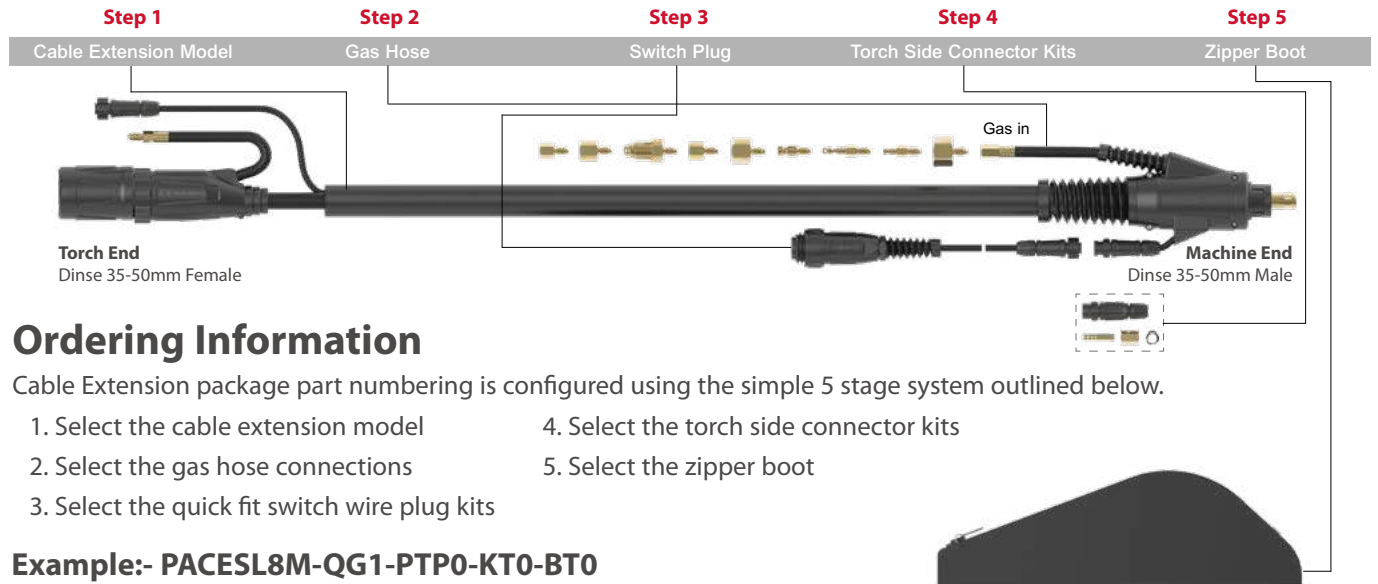
Torch package part numbering is configured using the simple 7 stage system outlined below.

1. Select the correct model of torch head
2. Select the switch option required
3. Select the length of cable required
4. Select the correct power connections
5. Select the correct water feed connections
6. Select the correct gas hose connections
7. Add a switch plug if required

Example:- SGT18FX-QS1-12-QD1-QWF1-QGS5-PTP1

Suregrip SGT18FX One Torch x 12.5ft with momentary switch, Liquid-Cooled Surelok QD 1/4" BSP, QF 8.9mm water feed, 1/4" BSP Gas Supply, 7 pin Uniarc plug.

Step 1	Step 2	Step 3	Step 4	Step 5	Step 6	Step 7																																																																																																																																																									
Torch Head	Switch Option	Cable Length	Power Connections	Water Feed Hose	Gas Hose	Switch Plug																																																																																																																																																									
<table border="1"> <thead> <tr> <th>Part No.</th> <th>Description</th> </tr> </thead> <tbody> <tr><td colspan="2">Liquid-Cooled</td></tr> <tr><td>SGT24W</td><td>180A DC</td></tr> <tr><td>SGT20</td><td>225A DC</td></tr> <tr><td>SGT20S</td><td>340A DC</td></tr> <tr><td>SGT20FXL</td><td>225A DC FLEX LONG</td></tr> <tr><td>SGT18</td><td>380A DC</td></tr> <tr><td>SGT18FX</td><td>380A DC FLEX</td></tr> <tr><td>SGT18SC</td><td>410A DC</td></tr> <tr><td colspan="2">Multijust</td></tr> <tr><td>SGTSF250M</td><td>250A DC</td></tr> <tr><td colspan="2">Modular</td></tr> <tr><td>SGTW225</td><td>225A DC FLEX</td></tr> <tr><td colspan="2">Cold-Wire</td></tr> <tr><td>SGTCW18</td><td>180A DC</td></tr> <tr><td>SGTCW18SC</td><td>410A DC</td></tr> <tr><td colspan="2">Hot-Wire</td></tr> <tr><td>SGTHCW18SC</td><td>410A DC</td></tr> </tbody> </table> <p>NOTE: See page 14 for torch heads explanation</p>	Part No.	Description	Liquid-Cooled		SGT24W	180A DC	SGT20	225A DC	SGT20S	340A DC	SGT20FXL	225A DC FLEX LONG	SGT18	380A DC	SGT18FX	380A DC FLEX	SGT18SC	410A DC	Multijust		SGTSF250M	250A DC	Modular		SGTW225	225A DC FLEX	Cold-Wire		SGTCW18	180A DC	SGTCW18SC	410A DC	Hot-Wire		SGTHCW18SC	410A DC	<table border="1"> <thead> <tr> <th>Part No.</th> <th>Description</th> </tr> </thead> <tbody> <tr><td>QS1</td><td>Momentary Kit</td></tr> <tr><td>QS2</td><td>2 Button Momentary Kit</td></tr> <tr><td>QS3</td><td>3 Button Momentary Kit</td></tr> <tr><td>QS4</td><td>4 Button Momentary Kit</td></tr> <tr><td>QL1</td><td>Lever Momentary Kit</td></tr> <tr><td>QT1</td><td>Maintained Switch Kit</td></tr> <tr><td>Q1K</td><td>1 Button Momentary+1k Pot</td></tr> <tr><td>Q2K</td><td>1 Button Momentary+5k Pot</td></tr> <tr><td>Q3K</td><td>1 Button Momentary+10k Pot</td></tr> <tr><td>Q4K</td><td>1 Button Momentary+25k Pot</td></tr> <tr><td>Q1T</td><td>Maintained Switch+1k Pot</td></tr> <tr><td>Q2T</td><td>Maintained Switch+5k Pot</td></tr> <tr><td>Q3T</td><td>Maintained Switch+10k Pot</td></tr> <tr><td>Q4T</td><td>Maintained Switch+25k Pot</td></tr> </tbody> </table> <p>NOTE: See page 17 for switches explanation</p>	Part No.	Description	QS1	Momentary Kit	QS2	2 Button Momentary Kit	QS3	3 Button Momentary Kit	QS4	4 Button Momentary Kit	QL1	Lever Momentary Kit	QT1	Maintained Switch Kit	Q1K	1 Button Momentary+1k Pot	Q2K	1 Button Momentary+5k Pot	Q3K	1 Button Momentary+10k Pot	Q4K	1 Button Momentary+25k Pot	Q1T	Maintained Switch+1k Pot	Q2T	Maintained Switch+5k Pot	Q3T	Maintained Switch+10k Pot	Q4T	Maintained Switch+25k Pot	<table border="1"> <thead> <tr> <th>Part No.</th> <th>Description</th> </tr> </thead> <tbody> <tr><td>12</td><td>12.5ft Cables (3.8m)</td></tr> <tr><td>25</td><td>25ft Cables (7.6m)</td></tr> <tr><td>37</td><td>37ft Cables (11.3m)</td></tr> <tr><td>50</td><td>50ft Cables (15.2m)</td></tr> </tbody> </table>	Part No.	Description	12	12.5ft Cables (3.8m)	25	25ft Cables (7.6m)	37	37ft Cables (11.3m)	50	50ft Cables (15.2m)	<p>Power Connections</p> <table border="1"> <thead> <tr> <th>Part No.</th> <th>Description</th> </tr> </thead> <tbody> <tr><td>QD1</td><td>Surelok QD 1/4" BSP Connector Assembly</td></tr> <tr><td>QD2</td><td>Surelok QD 3/8" BSP Connector Assembly</td></tr> <tr><td>QD3</td><td>Surelok QD M12 x 1.0 Connector Assembly</td></tr> <tr><td>QD4</td><td>Surelok QD M16 x 1.5 Connector Assembly</td></tr> </tbody> </table> <p>NOTE: See page 65 terminations explanation</p> <p># Water Feed Hose</p> <table border="1"> <thead> <tr> <th>Part No.</th> <th>Description</th> </tr> </thead> <tbody> <tr><td>QWF0</td><td>Open</td></tr> <tr><td>QWF1</td><td>Water Feed Hose c/w 8.9mm Quick Fit</td></tr> <tr><td>QWF2</td><td>Water Feed Hose c/w 5/8" UNF LH</td></tr> <tr><td>QWF3</td><td>Water Feed Hose c/w 3/8" BSP</td></tr> <tr><td>QWF4</td><td>Water Feed Hose c/w M12 x 1.0</td></tr> </tbody> </table> <p>NOTE: See page 65 terminations explanation</p>	Part No.	Description	QD1	Surelok QD 1/4" BSP Connector Assembly	QD2	Surelok QD 3/8" BSP Connector Assembly	QD3	Surelok QD M12 x 1.0 Connector Assembly	QD4	Surelok QD M16 x 1.5 Connector Assembly	Part No.	Description	QWF0	Open	QWF1	Water Feed Hose c/w 8.9mm Quick Fit	QWF2	Water Feed Hose c/w 5/8" UNF LH	QWF3	Water Feed Hose c/w 3/8" BSP	QWF4	Water Feed Hose c/w M12 x 1.0	<p># Gas Supply Hose</p> <table border="1"> <thead> <tr> <th>Part No.</th> <th>Description</th> </tr> </thead> <tbody> <tr><td>QGS0</td><td>Open</td></tr> <tr><td>QGS1</td><td>Gas Supply Hose c/w 3/8" BSP</td></tr> <tr><td>QGS2</td><td>Gas Supply Hose c/w 5.0mm Quick Fit</td></tr> <tr><td>QGS3</td><td>Gas Supply Hose c/w 5.95mm Quick Fit</td></tr> <tr><td>QGS4</td><td>Gas Supply Hose c/w 8.9mm Quick Fit</td></tr> <tr><td>QGS5</td><td>Gas Supply Hose c/w 1/4" BSP</td></tr> <tr><td>QGS6</td><td>Gas Supply Hose c/w M10 x 1.0</td></tr> <tr><td>QGS7</td><td>Gas Supply Hose c/w 5/8" UNF RH</td></tr> <tr><td>QGS8</td><td>Gas Supply Hose c/w M12 x 1.0</td></tr> <tr><td>QGS9</td><td>Gas Supply Hose c/w 1/8" BSP</td></tr> </tbody> </table> <p>NOTE: See page 65 terminations explanation</p>	Part No.	Description	QGS0	Open	QGS1	Gas Supply Hose c/w 3/8" BSP	QGS2	Gas Supply Hose c/w 5.0mm Quick Fit	QGS3	Gas Supply Hose c/w 5.95mm Quick Fit	QGS4	Gas Supply Hose c/w 8.9mm Quick Fit	QGS5	Gas Supply Hose c/w 1/4" BSP	QGS6	Gas Supply Hose c/w M10 x 1.0	QGS7	Gas Supply Hose c/w 5/8" UNF RH	QGS8	Gas Supply Hose c/w M12 x 1.0	QGS9	Gas Supply Hose c/w 1/8" BSP	<table border="1"> <thead> <tr> <th>Part No.</th> <th>Description</th> </tr> </thead> <tbody> <tr><td>PTP0</td><td>Blank</td></tr> <tr><td>PTP1</td><td>7 Pin Uniarc Quick Fit</td></tr> <tr><td>PTP2</td><td>5 Pin Tuchel Plug Quick Fit</td></tr> <tr><td>PTP3</td><td>3 Pin XS12 Series Plug Quick Fit</td></tr> <tr><td>PTP4</td><td>5 Pin Amphenol Plug Quick Fit</td></tr> <tr><td>PTP5</td><td>6 Pin Amphenol Plug Quick Fit</td></tr> <tr><td>PTP6</td><td>7 Pin WS16 Series Plug Quick Fit</td></tr> <tr><td>PTP7</td><td>14 Pin Amphenol Plug Quick Fit</td></tr> <tr><td>PTP8</td><td>9 Pin SP21 Series Plug Quick Fit</td></tr> <tr><td>PTP9</td><td>5 Pin WS16 Series Plug Quick Fit</td></tr> <tr><td>PTP10</td><td>9 Pin Tuchel Plug Quick Fit</td></tr> <tr><td>PTP15</td><td>7 Pin Amphenol Plug Quick Fit</td></tr> <tr><td>PTP16</td><td>5 Pin Amphenol Plug Quick Fit</td></tr> <tr><td>PTP19</td><td>2 Pin Amphenol Plug Quick Fit</td></tr> <tr><td>PTP21</td><td>4 Pin Amphenol Plug Quick Fit</td></tr> <tr><td>PTP22</td><td>3 Pin Tuchel Plug</td></tr> </tbody> </table> <p>NOTE: See page 66 for cable plugs explanation</p>	Part No.	Description	PTP0	Blank	PTP1	7 Pin Uniarc Quick Fit	PTP2	5 Pin Tuchel Plug Quick Fit	PTP3	3 Pin XS12 Series Plug Quick Fit	PTP4	5 Pin Amphenol Plug Quick Fit	PTP5	6 Pin Amphenol Plug Quick Fit	PTP6	7 Pin WS16 Series Plug Quick Fit	PTP7	14 Pin Amphenol Plug Quick Fit	PTP8	9 Pin SP21 Series Plug Quick Fit	PTP9	5 Pin WS16 Series Plug Quick Fit	PTP10	9 Pin Tuchel Plug Quick Fit	PTP15	7 Pin Amphenol Plug Quick Fit	PTP16	5 Pin Amphenol Plug Quick Fit	PTP19	2 Pin Amphenol Plug Quick Fit	PTP21	4 Pin Amphenol Plug Quick Fit	PTP22	3 Pin Tuchel Plug
Part No.	Description																																																																																																																																																														
Liquid-Cooled																																																																																																																																																															
SGT24W	180A DC																																																																																																																																																														
SGT20	225A DC																																																																																																																																																														
SGT20S	340A DC																																																																																																																																																														
SGT20FXL	225A DC FLEX LONG																																																																																																																																																														
SGT18	380A DC																																																																																																																																																														
SGT18FX	380A DC FLEX																																																																																																																																																														
SGT18SC	410A DC																																																																																																																																																														
Multijust																																																																																																																																																															
SGTSF250M	250A DC																																																																																																																																																														
Modular																																																																																																																																																															
SGTW225	225A DC FLEX																																																																																																																																																														
Cold-Wire																																																																																																																																																															
SGTCW18	180A DC																																																																																																																																																														
SGTCW18SC	410A DC																																																																																																																																																														
Hot-Wire																																																																																																																																																															
SGTHCW18SC	410A DC																																																																																																																																																														
Part No.	Description																																																																																																																																																														
QS1	Momentary Kit																																																																																																																																																														
QS2	2 Button Momentary Kit																																																																																																																																																														
QS3	3 Button Momentary Kit																																																																																																																																																														
QS4	4 Button Momentary Kit																																																																																																																																																														
QL1	Lever Momentary Kit																																																																																																																																																														
QT1	Maintained Switch Kit																																																																																																																																																														
Q1K	1 Button Momentary+1k Pot																																																																																																																																																														
Q2K	1 Button Momentary+5k Pot																																																																																																																																																														
Q3K	1 Button Momentary+10k Pot																																																																																																																																																														
Q4K	1 Button Momentary+25k Pot																																																																																																																																																														
Q1T	Maintained Switch+1k Pot																																																																																																																																																														
Q2T	Maintained Switch+5k Pot																																																																																																																																																														
Q3T	Maintained Switch+10k Pot																																																																																																																																																														
Q4T	Maintained Switch+25k Pot																																																																																																																																																														
Part No.	Description																																																																																																																																																														
12	12.5ft Cables (3.8m)																																																																																																																																																														
25	25ft Cables (7.6m)																																																																																																																																																														
37	37ft Cables (11.3m)																																																																																																																																																														
50	50ft Cables (15.2m)																																																																																																																																																														
Part No.	Description																																																																																																																																																														
QD1	Surelok QD 1/4" BSP Connector Assembly																																																																																																																																																														
QD2	Surelok QD 3/8" BSP Connector Assembly																																																																																																																																																														
QD3	Surelok QD M12 x 1.0 Connector Assembly																																																																																																																																																														
QD4	Surelok QD M16 x 1.5 Connector Assembly																																																																																																																																																														
Part No.	Description																																																																																																																																																														
QWF0	Open																																																																																																																																																														
QWF1	Water Feed Hose c/w 8.9mm Quick Fit																																																																																																																																																														
QWF2	Water Feed Hose c/w 5/8" UNF LH																																																																																																																																																														
QWF3	Water Feed Hose c/w 3/8" BSP																																																																																																																																																														
QWF4	Water Feed Hose c/w M12 x 1.0																																																																																																																																																														
Part No.	Description																																																																																																																																																														
QGS0	Open																																																																																																																																																														
QGS1	Gas Supply Hose c/w 3/8" BSP																																																																																																																																																														
QGS2	Gas Supply Hose c/w 5.0mm Quick Fit																																																																																																																																																														
QGS3	Gas Supply Hose c/w 5.95mm Quick Fit																																																																																																																																																														
QGS4	Gas Supply Hose c/w 8.9mm Quick Fit																																																																																																																																																														
QGS5	Gas Supply Hose c/w 1/4" BSP																																																																																																																																																														
QGS6	Gas Supply Hose c/w M10 x 1.0																																																																																																																																																														
QGS7	Gas Supply Hose c/w 5/8" UNF RH																																																																																																																																																														
QGS8	Gas Supply Hose c/w M12 x 1.0																																																																																																																																																														
QGS9	Gas Supply Hose c/w 1/8" BSP																																																																																																																																																														
Part No.	Description																																																																																																																																																														
PTP0	Blank																																																																																																																																																														
PTP1	7 Pin Uniarc Quick Fit																																																																																																																																																														
PTP2	5 Pin Tuchel Plug Quick Fit																																																																																																																																																														
PTP3	3 Pin XS12 Series Plug Quick Fit																																																																																																																																																														
PTP4	5 Pin Amphenol Plug Quick Fit																																																																																																																																																														
PTP5	6 Pin Amphenol Plug Quick Fit																																																																																																																																																														
PTP6	7 Pin WS16 Series Plug Quick Fit																																																																																																																																																														
PTP7	14 Pin Amphenol Plug Quick Fit																																																																																																																																																														
PTP8	9 Pin SP21 Series Plug Quick Fit																																																																																																																																																														
PTP9	5 Pin WS16 Series Plug Quick Fit																																																																																																																																																														
PTP10	9 Pin Tuchel Plug Quick Fit																																																																																																																																																														
PTP15	7 Pin Amphenol Plug Quick Fit																																																																																																																																																														
PTP16	5 Pin Amphenol Plug Quick Fit																																																																																																																																																														
PTP19	2 Pin Amphenol Plug Quick Fit																																																																																																																																																														
PTP21	4 Pin Amphenol Plug Quick Fit																																																																																																																																																														
PTP22	3 Pin Tuchel Plug																																																																																																																																																														



Ordering Information

Cable Extension package part numbering is configured using the simple 5 stage system outlined below.

1. Select the cable extension model
2. Select the gas hose connections
3. Select the quick fit switch wire plug kits
4. Select the torch side connector kits
5. Select the zipper boot

Example:- PACESL8M-QG1-PTP0-KT0-BT0

8mt Air-Cooled Extension Assembly Surelok End, Gas Hose 3/8" BSP

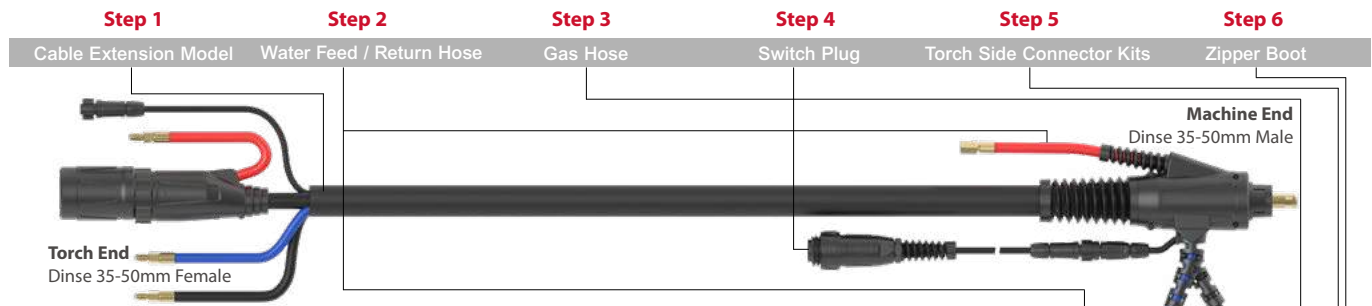
Step 1		Step 2		Step 3		Step 4		Step 5	
Cable Extension Model		Gas Hose Connections		Switch Plug		Torch Side Connector Kits		Zipper Boot	
Part No.	Description	Part No.	Description	Part No.	Description	Part No.	Description	Part No.	Description
PACESL8M	Air-Cooled Cable Extension 8mt	PTP0	Blank	KT0	No Torch Side Connector Kit	BT0	No Zipper Boot		
PACESL16M	Air-Cooled Cable Extension 16mt	PTP1	7 Pin Uniarc Quick Fit	KT1	Torch Side Connector Kit	BT1	Zipper Boot		
Part No.	Description	PTP2	5 Pin Tuchel Plug Quick Fit						
QG0	Gas Hose c/w Universal Adapter	PTP3	3 Pin XS12 Series Plug Quick Fit						
QG1	Gas Supply Hose c/w 3/8" BSP	PTP4	5 Pin Amphenol Plug Quick Fit						
QG2	Gas Supply Hose c/w 5.0mm Quick Fit	PTP5	6 Pin Amphenol Plug Quick Fit						
QG3	Gas Supply Hose c/w 5.95mm Quick Fit	PTP6	7 Pin WS16 Series Plug Quick Fit						
QG4	Gas Supply Hose c/w 8.9mm Quick Fit	PTP7	14 Pin Amphenol Plug Quick Fit						
QG5	Gas Supply Hose c/w 1/4" BSP	PTP8	9 Pin SP21 Series Plug Quick Fit						
QG6	Gas Supply Hose c/w M10 x 1.0	PTP9	5 Pin WS16 Series Plug Quick Fit						
QG7	Gas Supply Hose c/w 5/8" UNF RH	PTP10	9 Pin Tuchel Plug Quick Fit						
QG8	Gas Supply Hose c/w M12 x 1.0	PTP15	7 Pin Amphenol Plug Quick Fit						
QG9	Gas Supply Hose c/w 1/8" BSP								

Technical Data

Cable Extension Length	8mt	8mt	16mt	16mt
Torch Length	4mt	8mt	8mt	16mt
Total Length	12mt	16mt	24mt	32mt
Cooling Method	Air-Cooled	Air-Cooled	Air-Cooled	Air-Cooled
Rating:				
DC	180A	180A	180A	180A
AC	125A	125A	125A	125A
Duty Cycle:	35%	35%	35%	35%

Suregrip One Cable Extension Range

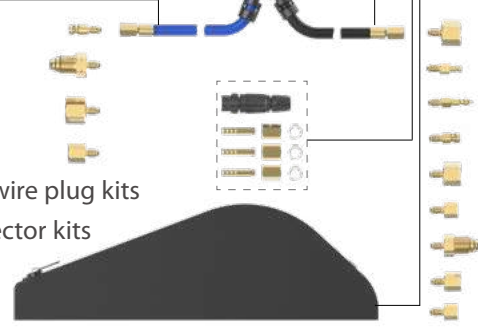
Liquid-Cooled Cable Extension Configurator



Ordering Information

Cable Extension package part numbering is configured using the simple 6 stage system outlined below.

1. Select the cable extension length
2. Select the water feed / Return hose connections
3. Select the gas hose connections
4. Select the quick fit switch wire plug kits
5. Select the torch side connector kits
6. Select the zipper boot



Example:- PWCESL8M-QW3-QG1-PTP0-KT0-BT0

8mt Liquid-Cooled Cable Extension Assembly Surelok End, Water Hose 3/8" BSP, Gas Hose 3/8" BSP

Step 1		Step 2		Step 3		Step 4		Step 5		Step 6	
Cable Extension Model		Water Feed / Return Hose		Gas Hose		Switch Plug		Torch Side Connector Kits		Zipper Boot	
Part No.	Description			Part No.	Description			Part No.	Description		
PWCESL8M	Liquid-Cooled Cable Extension 8mt			QG0	Gas Hose c/w Universal Adapter			KT0	No Torch Side Connector Kit		
PACESL16M	Liquid-Cooled Cable Extension 16mt			QG1	Gas Hose c/w 3/8" BSP			KT1	Torch Side Connector Kit		
Part No.	Description			QG2	Gas Hose c/w 5.0mm Quick Fit						
QW0	Water Hose Universal Adapter			QG3	Gas Hose c/w 5.95mm Quick Fit			Part No.	Description		
QW1	Water Hose c/w 8.9mm Quick Fit			QG4	Gas Hose c/w 8.9mm Quick Fit			BT0	No Zipper Boot		
QW2	Water Hose c/w 5/8" UNF LH			QG5	Gas Hose c/w 1/4" BSP			BT1	Zipper Boot		
QW3	Water Hose c/w 3/8" BSP			QG6	Gas Hose c/w M10 x 1.0						
QW4	Water Hose c/w M12 x 1.0			QG7	Gas Hose c/w 5/8" UNF RH						
				QG8	Gas Hose c/w M12 x 1.0						
				QG9	Gas Hose c/w 1/8" BSP						
Part No.	Description										
PTP0	Blank			PTP4	5 Pin Amphenol Plug Quick Fit			PTP8	9 Pin SP21 Series Plug Quick Fit		
PTP1	7 Pin Uniarc Quick Fit			PTP5	6 Pin Amphenol Plug Quick Fit			PTP9	5 Pin WS16 Series Plug Quick Fit		
PTP2	5 Pin Tuchel Plug Quick Fit			PTP6	7 Pin WS16 Series Plug Quick Fit			PTP10	9 Pin Tuchel Plug Quick Fit		
PTP3	3 Pin XS12 Series Plug Quick Fit			PTP7	14 Pin Amphenol Plug Quick Fit			PTP15	7 Pin Amphenol Plug Quick Fit		

Technical Data

Cable Extension Length	8mt	8mt	16mt	16mt
Torch Length	4mt	8mt	8mt	16mt
Total Length	12mt	16mt	24mt	32mt
Cooling Method	Liquid-Cooled	Liquid-Cooled	Liquid-Cooled	Liquid-Cooled
Rating:				
DC	450A	410A	340A	310A
AC	315A	290A	240A	215A
Duty Cycle:	60%	60%	60%	60%
Minimum Water Flow	1.8 l/min	1.6 l/min	1.4 l/min	1.4 l/min
Minimum Water Inlet Pressure	2.5 Bar	2.5 Bar	2.5 Bar	2.5 Bar
Minimum Cooling Requirements	1600W	1600W	1600W	1600W
Maximum Water Inlet Pressure	5.0 Bar	5.0 Bar	5.0 Bar	5.0 Bar
Maximum Water Inlet Temperature	50°C	50°C	50°C	50°C

Standard Collets

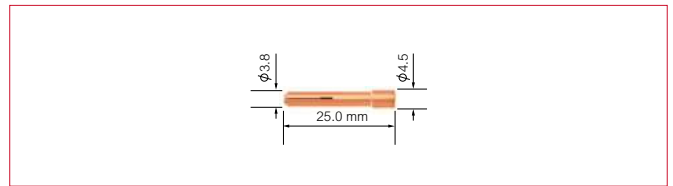
SGT/SGTCW 17/18/18SC/26/125M 250M/225F

Part No.	Description	Electrode Size	
		mm	inch
P10N21	Standard Collet	0.5	0.020
P10N22	Standard Collet	1.0	0.040
P10N23	Standard Collet	1.6	1/16
P10N23M	Standard Collet	2.0	5/64
P10N24	Standard Collet	2.4	3/32
P10N25	Standard Collet	3.2	1/8



SGT 9/20/20S/125M/250M/225F

Part No.	Description	Electrode Size	
		mm	inch
P13N20	Standard Collet	0.5	0.020
P13N21	Standard Collet	1.0	0.040
P13N22	Standard Collet	1.6	1/16
P13N22M	Standard Collet	2.0	5/64
P13N23	Standard Collet	2.4	3/32



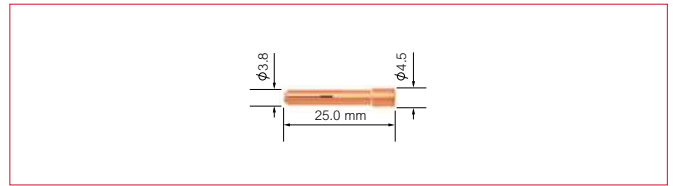
SGT/SGTCW 18/18SC/125M/250M/225F

Part No.	Description	Electrode Size	
		mm	inch
P54N20	Standard Collet	4.0	5/32



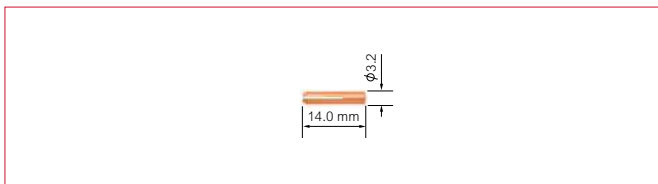
SGT 20/20S/125M/250M/225F

Part No.	Description	Electrode Size	
		mm	inch
P13N24	Standard Collet	3.2	1/8



SGT 24W/225F

Part No.	Description	Electrode Size	
		mm	inch
P53N14	Standard Collet	1.6	1/16
P53N16	Standard Collet	1.0	0.040
P24C332	Standard Collet	2.4	3/32



Heavy Duty Collets

SGT/SGTCW 18SC

Part No.	Description	Electrode Size	
		mm	inch
P10N25HD	Heavy Duty Collet	3.2	1/8
P54N20HD	Heavy Duty Collet	4.0	5/32
P18C36	Heavy Duty Collet	4.8	3/16

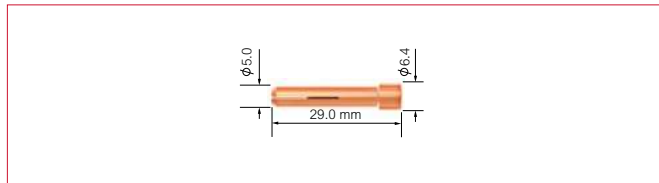


Stubby Series Collets

Large Diameter Gas Lens Collets

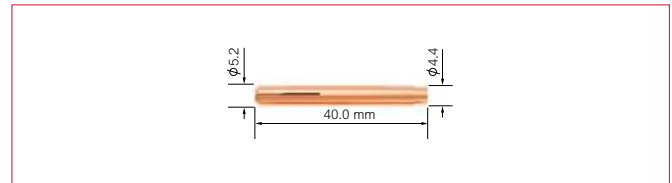
SGT/SGTCW 17/18/26/125M/250M/225F

Part No.	Description	Electrode Size	
		mm	inch
P10N21S	Stubby Series Collet	0.5	0.020
P10N22S	Stubby Series Collet	1.0	0.040
P10N23S	Stubby Series Collet	1.6	1/16
P10N24S	Stubby Series Collet	2.4	3/32
P10N25S	Stubby Series Collet	3.2	1/8



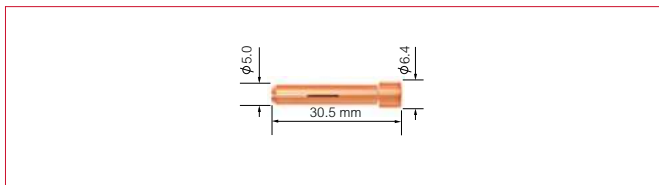
SGT 9/20/20S/125M/250M/225F

Part No.	Description	Electrode Size	
		mm	inch
P13N20L	Large Diameter Gas Lens Collet	0.5	0.020
P13N21L	Large Diameter Gas Lens Collet	1.0	0.040
P13N22L	Large Diameter Gas Lens Collet	1.6	1/16
P13N23L	Large Diameter Gas Lens Collet	2.4	3/32
P13N24L	Large Diameter Gas Lens Collet	3.2	1/8



SGT/SGTCW 17/18/26/125M/250M/225F

Part No.	Description	Electrode Size	
		mm	inch
PSTB13N20	Stubby Series Collet	0.5	0.020
PSTB13N21	Stubby Series Collet	1.0	0.040
PSTB13N22	Stubby Series Collet	1.6	1/16
PSTB13N22M	Stubby Series Collet	2.0	5/64
PSTB13N23	Stubby Series Collet	2.4	3/32
PSTB13N24	Stubby Series Collet	3.2	1/8



Standard Collet Bodies

SGT/SGTCW 17/18/26/125M/250M/225F

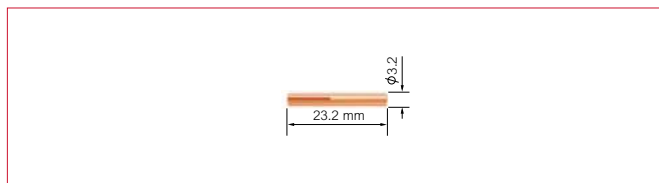
Part No.	Description	Electrode Size	
		mm	inch
P10N28	Standard Collet Body	3.2	1/8
P10N29	Standard Collet Body	0.5	0.020
P10N30	Standard Collet Body	1.0	0.040
P10N31	Standard Collet Body	1.6	1/16
P10N31M	Standard Collet Body	2.0	5/64
P10N32	Standard Collet Body	2.4	3/32



Gas Lens Collets

SGT 24W/225F

Part No.	Description	Electrode Size	
		mm	inch
P53N64	Gas Lens Collet	1.6	1/16
P24GLC332	Gas Lens Collet	2.4	3/32



SGT/SGTCW 18/250M/225F

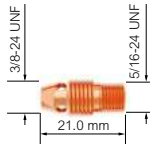
Part No.	Description	Electrode Size	
		mm	inch
P406488	Standard Collet Body	4.0	5/32



Standard Collet Bodies

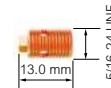
SGT 9/20/20S/125M/250M/225F

Part No.	Description	Electrode Size	
		mm	inch
P13N25	Standard Collet Body	0.5	0.020
P13N26	Standard Collet Body	1.0	0.040
P13N27	Standard Collet Body	1.6	1/16
P13N27M	Standard Collet Body	2.0	5/64
P13N28	Standard Collet Body	2.4	3/32
P13N29	Standard Collet Body	3.2	1/8



SGT 24W/225F

Part No.	Description	Electrode Size	
		mm	inch
P53N18	Standard Collet Body	1.0	0.040
P53N19	Standard Collet Body	1.6	1/16
P24CB332	Standard Collet Body	2.4	3/32



Heavy Duty Nose Collet Bodies

SGT/SGTCW 18SC

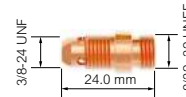
Part No.	Description	Bore
		mm
PNCB-36	Heavy Duty Nose Collet Body	5.0
PNCB-53	Standard Nose Collet Body	3.4



Stubby Collet Bodies

SGT/SGTCW 17/18/26/125M/250M/225F

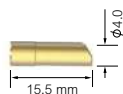
Part No.	Description	Bore
		mm
P17CB20	Stubby Collet Body	3.5



Short Series Collet

SGT9/20/20S


Part No.	Description	Electrode Size	
		mm	inch
P13N21ES	Short Collet	1.0	0.040
P13N22ES	Short Collet	1.6	1/16
P13N23ES	Short Collet	2.4	3/32
P13N24ES	Short Collet	3.2	1/8



Gas Lens Bodies

SGT/SGTCW 17/18/26/125M/250M/225F

Part No.	Description	Electrode Size	
		mm	inch
P45V24	Gas Lens Body	1.0	0.040
P45V25	Gas Lens Body	1.6	1/16
P45V25M	Gas Lens Body	2.0	5/64
P45V26	Gas Lens Body	2.4	3/32
P45V27	Gas Lens Body	3.2	1/8
P45V28	Gas Lens Body	4.0	5/32
P45V29	Gas Lens Body	0.5	0.020

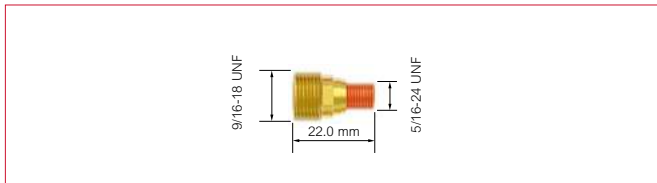


Wear Parts

Gas Lens Bodies

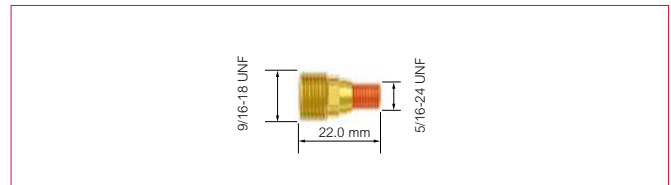
SGT 9/20/20S/24W/125M/250M/225F

Part No.	Description	Electrode Size	
		mm	inch
P45V41	Gas Lens Body	0.5	0.020
P45V42	Gas Lens Body	1.0	0.040
P45V43	Gas Lens Body	1.6	1/16
P45V43M	Gas Lens Body	2.0	5/64
P45V44	Gas Lens Body	2.4	3/32



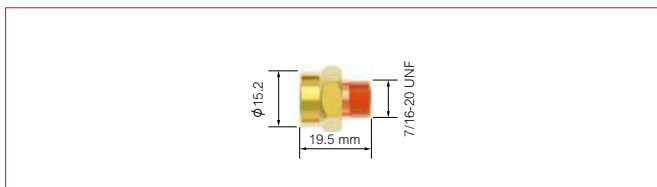
SGT 9/20/20S/125M/250M/225F

Part No.	Description	Electrode Size	
		mm	inch
P45V45	Gas Lens Body	3.2	1/8



SGT/SGTCW 18SC

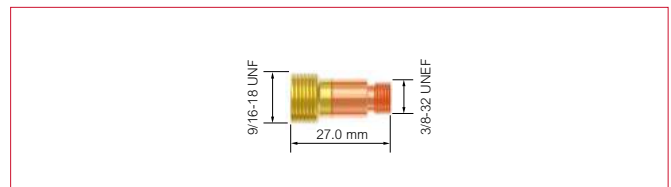
Part No.	Description	Electrode Size	
		mm	inch
P18GL16	Gas Lens Body	1.6	1/16
P18GL32	Gas Lens Body	2.4	3/32
P18GL18	Gas Lens Body	3.2	1/8
P18GL53	Gas Lens Body	4.0	5/32
P18GL36	Gas Lens Body	4.8	3/16



Stubby Gas Lens Bodies

SGT/SGTCW 17/18/26/125M/250M/225F


Part No.	Description	Electrode Size	
		mm	inch
PSTB45V41	Stubby Gas Lens Body	0.5	0.020
PSTB45V42	Stubby Gas Lens Body	1.0	0.040
PSTB45V43	Stubby Gas Lens Body	1.6	1/16
PSTB45V43M	Stubby Gas Lens Body	2.0	5/64
PSTB45V44	Stubby Gas Lens Body	2.4	3/32
PSTB45V45	Stubby Gas Lens Body	3.2	1/8



Short Gas Lens Bodies

SGT9/20/20S/24W

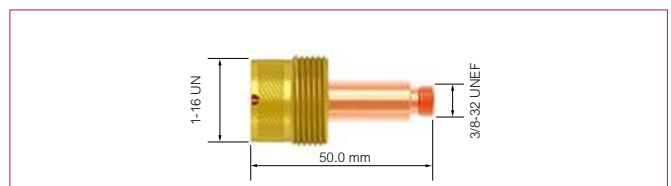
Part No.	Description	Electrode Size	
		mm	inch
P45V42ES	Short Gas Lens Body	1.0	0.040
P45V43ES	Short Gas Lens Body	1.6	1/16
P45V44ES	Short Gas Lens Body	2.4	3/32
P45V45ES	Short Gas Lens Body	3.2	1/8



Large Diameter Gas Lens Bodies

SGT/SGTCW 17/18/26/125M/250M/225F

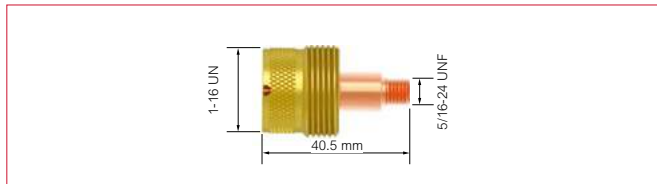
Part No.	Description	Electrode Size	
		mm	inch
P45V0204	Large Diameter Gas Lens Body	1.0	0.040
P45V116	Large Diameter Gas Lens Body	1.6	1/16
P45V64	Large Diameter Gas Lens Body	2.4	3/32
P45V63	Large Diameter Gas Lens Body	4.0	5/32
P995795	Large Diameter Gas Lens Body	3.2	1/8



Large Diameter Gas Lens Bodies

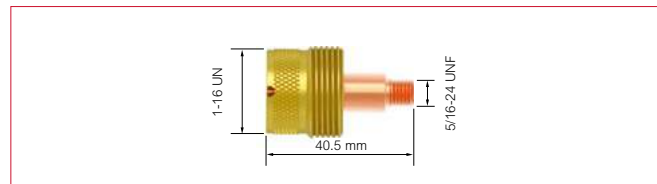
SGT 9/20/20S/125M/250M/225F

Part No.	Description	Electrode Size	
		mm	inch
P45V0204S	Large Diameter Gas Lens Body	1.0	0.040
P45V116S	Large Diameter Gas Lens Body	1.6	1/16
P45V64S	Large Diameter Gas Lens Body	2.4	3/32
P45V63S	Large Diameter Gas Lens Body	4.0	5/32



SGT 20/20S/125M/250M/225F

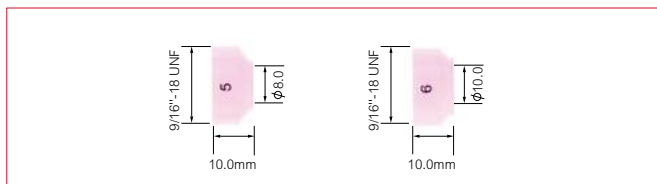
Part No.	Description	Electrode Size	
		mm	inch
P995795S	Large Diameter Gas Lens Body	3.2	1/8



Short Gas Lens Ceramic Cups

SGT9/20/20S/24W

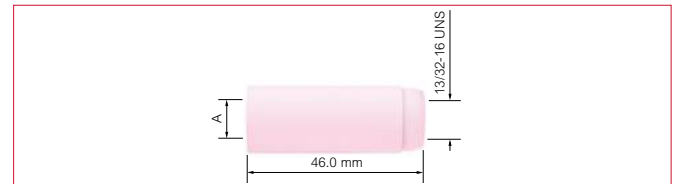
Part No.	Description	Size	Bore A	
			mm	inch
P53N59ES	Short Gas Lens Ceramic Cup	5	8	5/16
P53N60ES	Short Gas Lens Ceramic Cup	6	10	3/8



Standard Ceramic Cups

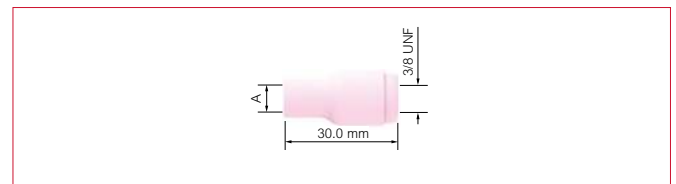
SGT/SGTCW 17/18/26/125M/250M/225F

Part No.	Description	Size	Bore A	
			mm	inch
P10N44	Standard Ceramic Cup	12	19	3/4
P10N45	Standard Ceramic Cup	10	16	5/8
P10N46	Standard Ceramic Cup	8	12.5	1/2
P10N47	Standard Ceramic Cup	7	11	7/16
P10N48	Standard Ceramic Cup	6	10	3/8
P10N49	Standard Ceramic Cup	5	8	5/16
P10N50	Standard Ceramic Cup	4	6	1/4



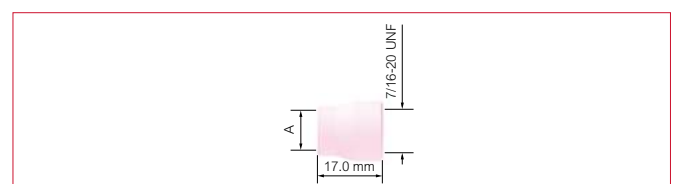
SGT/SGTCW 9/17/18/20/20S/26/125M 250M/225F

Part No.	Description	Size	Bore A	
			mm	inch
P13N08	Standard Ceramic Cup	4	6	1/4
P13N09	Standard Ceramic Cup	5	8	5/16
P13N10	Standard Ceramic Cup	6	10	3/8
P13N11	Standard Ceramic Cup	7	11	7/16
P13N12	Standard Ceramic Cup	8	12.5	1/2
P13N13	Standard Ceramic Cup	10	16	5/8



SGT 24W/225F

Part No.	Description	Size	Bore A	
			mm	inch
P53N24	Standard Ceramic Cup	4	6	1/4
P53N25	Standard Ceramic Cup	5	8	5/16
P53N27	Standard Ceramic Cup	6	10	3/8



Wear Parts

Standard Extra Long Ceramic Cups

SGT 9/20/20S/125M/250M/225F

Part No.	Description	Size	Bore A	
			mm	inch
P796F74	Standard Extra Long Ceramic Cup	3	5	3/16
P796F75	Standard Extra Long Ceramic Cup	4	6	1/4
P796F76	Standard Extra Long Ceramic Cup	5	8	5/16
P796F77	Standard Extra Long Ceramic Cup	6	10	3/8



Standard Long Ceramic Cups

SGT/SGTCW 17/18/26/125M/250M/225F

Part No.	Description	Size	Bore A	
			mm	inch
P10N47L	Standard Long Ceramic Cup	7L	11	7/16
P10N48L	Standard Long Ceramic Cup	6L	10	3/8
P10N49L	Standard Long Ceramic Cup	5L	8	5/16



Long Gas Lens Ceramic Cups

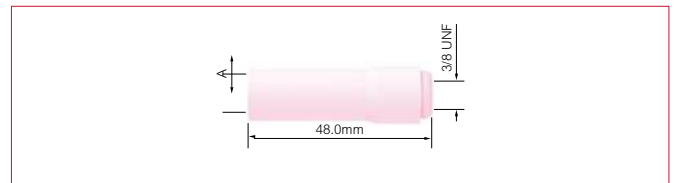
SGT/SGTCW 17/18/18SC/26/125M/250M/225F

Part No.	Description	Size	Bore A	
			mm	inch
P54N15L	Long Gas Lens Ceramic Cup	7	11	7/16
P54N16L	Long Gas Lens Ceramic Cup	6	10	3/8
P54N17L	Long Gas Lens Ceramic Cup	5	8	5/16



SGT 9/20/20S/125M/250M/225F

Part No.	Description	Size	Bore A	
			mm	inch
P796F70	Standard Long Ceramic Cup	3	5	3/16
P796F71	Standard Long Ceramic Cup	4	6	1/4
P796F72	Standard Long Ceramic Cup	5	8	5/16
P796F73	Standard Long Ceramic Cup	6	10	3/8



Large Diameter Gas Lens Cups

SGT/SGTCW 9/17/18/20/20S/26/125M/250M/225F

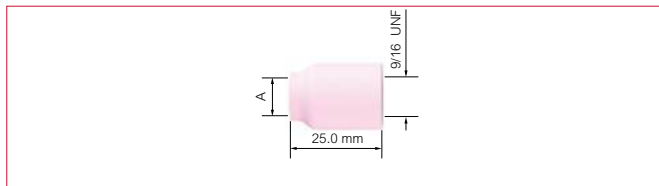
Part No.	Description	Size	Bore A	
			mm	inch
P57N74	Large Diameter Gas Lens Cup	8	12.5	1/2
P57N75	Large Diameter Gas Lens Cup	6	10	3/8
P53N87	Large Diameter Gas Lens Cup	12	19	3/4
P53N88	Large Diameter Gas Lens Cup	10	16	5/8



Gas Lens Cups

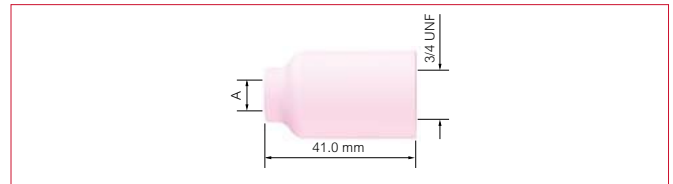
**SGT 9/17/18/20/20S/24W/26/125M
 250M/225F**

Part No.	Description	Size	Bore A	
			mm	inch
P53N58	Gas Lens Cup	4	6	1/4
P53N59	Gas Lens Cup	5	8	5/16
P53N60	Gas Lens Cup	6	10	3/8
P53N61	Gas Lens Cup	7	11	7/16
P53N61S	Gas Lens Cup	8	12.5	1/2

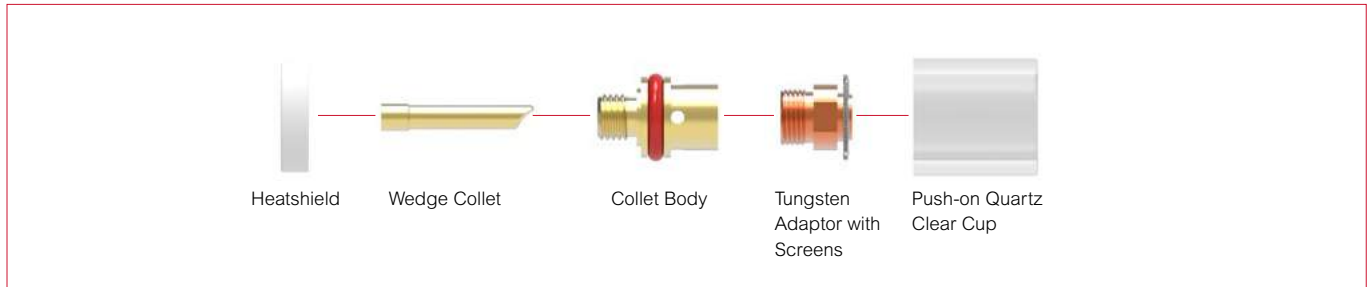


SGT 17/18/18SC/26/125M/250M/225F

Part No.	Description	Size	Bore A	
			mm	inch
P54N14	Gas Lens Cup	8	12.5	1/2
P54N15	Gas Lens Cup	7	11	7/16
P54N16	Gas Lens Cup	6	10	3/8
P54N17	Gas Lens Cup	5	8	5/16
P54N18	Gas Lens Cup	4	6	1/4
P54N19	Gas Lens Cup	11	17	11/16



Quartz Tig Consumables Kits 9,20 Series

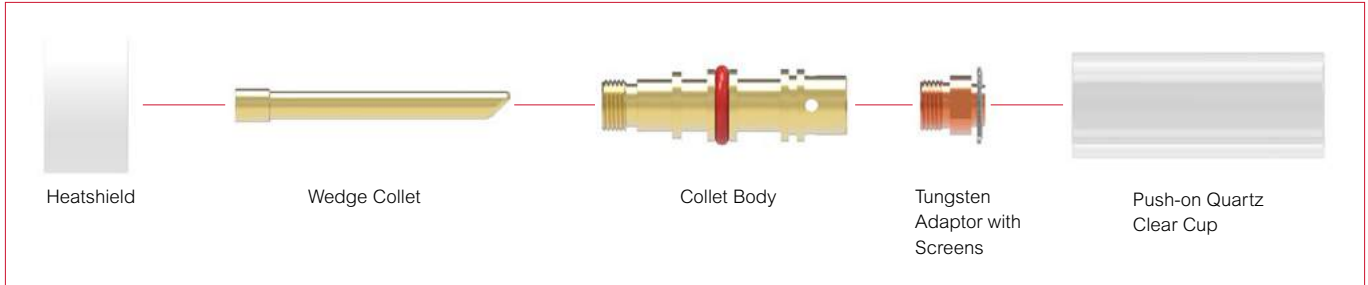


Part No.	Description
PGS920P-16 Quartz Tig Consumables Kit 1.6mm	Push-on Quartz Clear Cup Tungsten Adaptor with Screens 1.6mm Collet Body Wedge Collet 1.6mm Heatshield

Part No.	Description
PGS920P-24 Quartz Tig Consumables Kit 2.4mm	Push-on Quartz Clear Cup Tungsten Adaptor with Screens 2.4mm Collet Body Wedge Collet 2.4mm Heatshield

Part No.	Description
PGS920P-32 Quartz Tig Consumables Kit 3.2mm	Push-on Quartz Clear Cup Tungsten Adaptor with Screens 3.2mm Collet Body Wedge Collet 3.2mm Heatshield

Quartz Tig Consumables Kits 17,18,26 Series

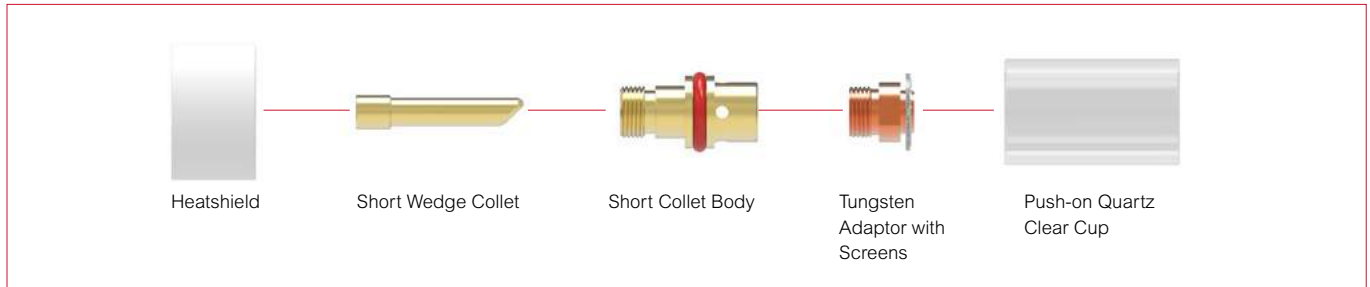


Part No.	Description
PGS171826P-16 Quartz Tig Consumables Kit 1.6mm	<p>Push-on Quartz Clear Cup Tungsten Adaptor with Screens 1.6mm Collet Body Wedge Collet 1.6mm Heatshield</p>

Part No.	Description
PGS171826P-24 Quartz Tig Consumables Kit 2.4mm	<p>Push-on Quartz Clear Cup Tungsten Adaptor with Screens 2.4mm Collet Body Wedge Collet 2.4mm Heatshield</p>

Part No.	Description
PGS171826P-32 Quartz Tig Consumables Kit 3.2mm	<p>Push-on Quartz Clear Cup Tungsten Adaptor with Screens 3.2mm Collet Body Wedge Collet 3.2mm Heatshield</p>

Quartz Tig Consumables Kits 17,18,26 Series





Part No.	Description
PGS171826P-16S Quartz Tig Consumables Kit 1.6mm	Push-on Quartz Clear Cup Tungsten Adaptor with Screens 1.6mm Short Collet Body Short Wedge Collet 1.6mm Heatshield

Part No.	Description
PGS171826P-24S Quartz Tig Consumables Kit 2.4mm	Push-on Quartz Clear Cup Tungsten Adaptor with Screens 2.4mm Short Collet Body Short Wedge Collet 2.4mm Heatshield

Part No.	Description
PGS171826P-32S Quartz Tig Consumables Kit 3.2mm	Push-on Quartz Clear Cup Tungsten Adaptor with Screens 3.2mm Short Collet Body Short Wedge Collet 3.2mm Heatshield

Push-on Quartz Clear Cups

Part No.	Description	Length	Model
1 P2-P7PC	Push-on Quartz Clear Cup	25mm	9/20
2 P2-P8PC	Push-on Quartz Clear Cup	32.5mm	All
3 P3-P8PC	Push-on Quartz Clear Cup	47mm	17/18/26



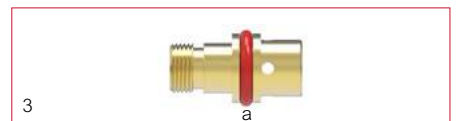
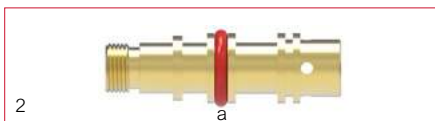
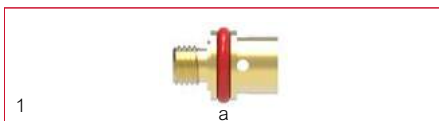
Tungsten Adaptor with Screens

Part No.	Description	Electrode Size		Model
		mm	inch	
PTAS-GS16	Tungsten Adaptor with Screens	1.6	1/16	All
PTAS-GS24	Tungsten Adaptor with Screens	2.4	3/32	All
PTAS-GS32	Tungsten Adaptor with Screens	3.2	1/8	All



Collet Bodies

Part No.	Description	Model
1 PCB2-GS1	Collet Body	9/20
2 PCB3-GS	Collet Body	17/18/26
3 PCB4-GS	Short Collet Body	17/18/26
a PORING-14P8X9P5	O Ring	All



Wedge Collets

Part No.	Description	Electrode Size		Model
		mm	inch	
1 P2CGS-16	Wedge Collet	1.6	1/16	9/20
P2CGS-24	Wedge Collet	2.4	3/32	9/20
P2CGS-32	Wedge Collet	3.2	1/8	9/20
2 P3CGS-16	Wedge Collet	1.6	1/16	17/18/26
P3CGS-24	Wedge Collet	2.4	3/32	17/18/26
P3CGS-32	Wedge Collet	3.2	1/8	17/18/26
3 P4CGS-16	Short Wedge Collet	1.6	1/16	17/18/26
P4CGS-24	Short Wedge Collet	2.4	3/32	17/18/26
P4CGS-32	Short Wedge Collet	3.2	1/8	17/18/26



Heatshield

Part No.	Description	Model
1 PHSGS920-1	Heatshield	9/20
2 PHSGS171826	Heatshield	17/18/26



PK-9-150 - Modular Kit 9 Series



Spare Parts

Part No.	Description
1 P20-180	Torch Head 180° With Gasket U598882
2 P20-90	Torch Head 90° With Gasket U598882
3 P20-70	Torch Head 70° With Gasket U598882
4 P150CE	150A Flexible Neck Coil
5 P13N22	Standard Collet 1.6mm / 1/16"
6 P13N23	Standard Collet 2.4mm / 3/32"
7 P150TB	150A Tig Torch Body 9&17 Series
8 P45V44	Gas Lens Body 2.4mm / 3/32"
9 P45V43	Gas Lens Body 1.6mm / 1/16"
10 P41V24	Back Cap Long
11 P41V33	Back Cap Short
12 P53N59	Stubby Gas Lens Cup Size 5 Bore 8 - 5/16"
13 P53N60	Stubby Gas Lens Cup Size 6 Bore 10 - 3/8"
14 P53N61	Stubby Gas Lens Cup Size 7 Bore 11 - 7/16"

Interchange with standard torches

Replaceable Coil

Multiple Head Angles - Multiple Head and Consumable Options

PK-17-150 - Modular Kit 17 Series



Spare Parts

Part No.	Description
1	P18-180-18CG20 Torch Head 180° With Gasket 18CG20
2	P18-90-18CG20 Torch Head 90° With Gasket 18CG20
3	P18-70-18CG20 Torch Head 70° With Gasket 18CG20
4	P150CE 150A Flexible Neck Coil
5	P10N23S Stubby Collet 1.6mm - 1/16"
6	P10N24S Stubby Collet 2.4mm - 3/32"
7	P150TB 150A Tig Torch Body 9&17 Series
8	P45V26S SW Stubby Gas Lens Body 2.4mm
9	P45V25S SW Stubby Gas Lens Body 1.6mm
10	P57Y02 Back Cap Long
11	P57Y04 Back Cap Short
12	P54N15SW Gas Lens Ceramic Cup 11.0mm Short
13	P54N14SW Gas Lens Ceramic Cup 12.5mm Short
14	P54N12SW Gas Lens Ceramic Cup 16.0mm Short

PK-26-200 - Modular Kit 26 Series



Spare Parts

Part No.	Description
1	P18-180-18CG20 Torch Head 180° With Gasket 18CG20
2	P18-90-18CG20 Torch Head 90° With Gasket 18CG20
3	P18-70-18CG20 Torch Head 70° With Gasket 18CG20
4	P200CE 200A Flexible Neck Coil
5	P10N23S Stubby Collet 1.6mm - 1/16"
6	P10N24S Stubby Collet 2.4mm - 3/32
7	P200TB 200A Tig Torch Body 26 Series
8	P45V26S SW Stubby Gas Lens Body 2.4mm
9	P45V25S SW Stubby Gas Lens Body 1.6mm
10	P57Y02 Back Cap Long
11	P57Y04 Back Cap Short
12	P54N15SW Gas Lens Ceramic Cup 11.0mm Short
13	P54N14SW Gas Lens Ceramic Cup 12.5mm Short
14	P54N12SW Gas Lens Ceramic Cup 16.0mm Short

WP9 Series



Part No.	Description
<p>PWP9AK Tig Accessory Kit (13N Series)</p>	<p>Collets 1/16", 3/32", - 1.6/2.4 Collet Bodies 1/16", 3/32" - 1.6/2.4 Ceramics 7/16", 3/8", 5/16" - 11/10/8mm Back Cap Long / Back Cap Short Ceriated Tungstes - 1.6/2.4mm 150mm</p>

WP17 Series




Part No.	Description
<p>PWP17AK Tig Accessory Kit (10N Series)</p>	<p>Collets 1/16", 3/32", 1/8" - 1.6/2.4/3.2mm Collet Bodies 1/16", 3/32", 1/8" - 1.6/2.4/3.2mm Ceramics 7/16", 3/8", 5/16" - 11/10/8mm Back Cap Long / Back Cap Short Ceriated Tungstes - 1.6/2.4/3.2mm 150mm</p>

Wear Parts Configuration Tables



SGT 9/20/20S Series

Standard Series



P796F Range
Standard Long Ceramic Cup

Gas Lens Series



P53N Range
Gas Lens Ceramic Cup

Large Gas Lens Series



Large Diameter
Gas Lens Ceramic Cup

Short Gas Lens Series



Short Gas Lens Ceramic

* Wear parts part number and sizes are available on pages 70-76

SGT/SGTCW 17/18/26 Series

Standard Series



P10N Range
Standard Long Ceramic Cup

P10N Range
Standard Ceramic Cup

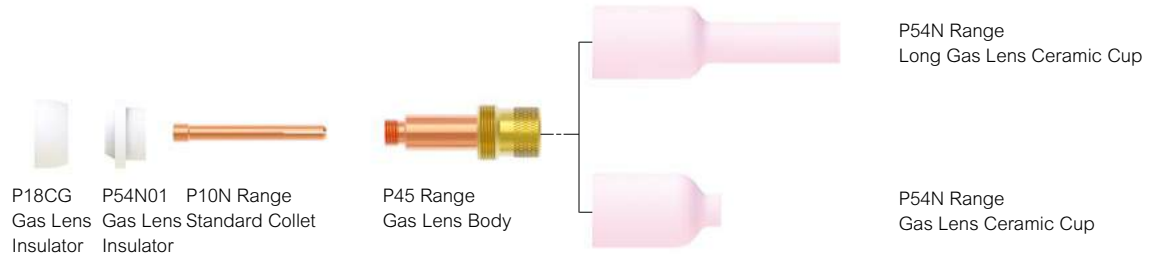
Stubby Series



P13N Range
Standard Ceramic Cup

Wear Parts Configuration Tables

Gas Lens Series



Stubby Gas Lens Series



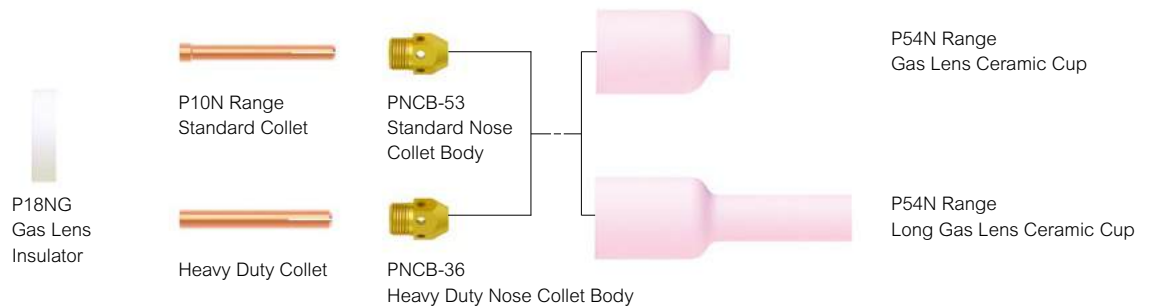
Large Gas Lens Series



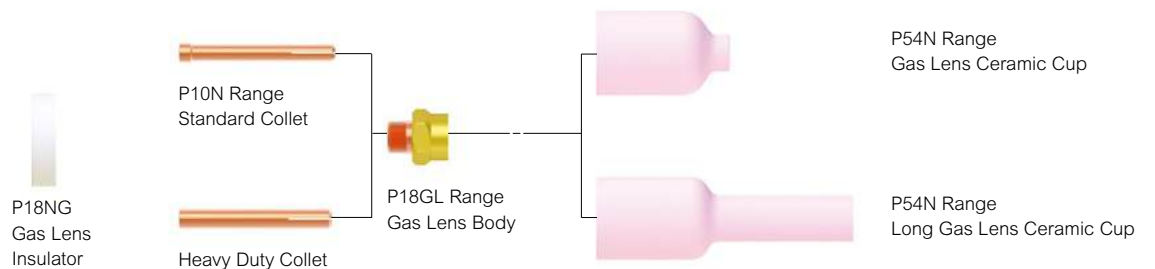
* Wear parts part number and sizes are available on pages 70-76

SGT/SGTCW 18SC Series

Standard Series



















Gas Lens Series



* Wear parts part number and sizes are available on pages 70-76

Wear Parts Configuration Tables





















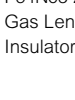

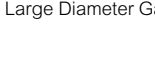









SGT 24W Series

Standard Series					P53N Range Standard Ceramic Cup
					P53N Range Gas Lens Ceramic Cup
Short Gas Lens Series					Short Gas Lens Ceramic
					

* Wear parts part number and sizes are available on pages 70-76


















SGT 125/250 Multijust Series

SGT 9/20/20S head configuration

Standard Series					P796F Range Standard Extra Long Ceramic Cup
					P796F Range Standard Long Ceramic Cup
Gas Lens Series					P13N Range Standard Ceramic Cup
					
Large Gas Lens Series					Large Diameter Gas Lens Ceramic Cup
					Short Gas Lens Ceramic
Short Gas Lens Series					
					

* Wear parts part number and sizes are available on pages 70-76

SGT/SGTCW 17/18/26 head configuration

Standard Series					P10N Range Standard Long Ceramic Cup	
					P10N Range Standard Ceramic Cup	
Stubby Series					P13N Range Standard Ceramic Cup	
Gas Lens Series						P54N Range Long Gas Lens Ceramic Cup
						P54N Range Gas Lens Ceramic Cup
Stubby Gas Lens Series					P53N Range Gas Lens Ceramic Cup	
Large Gas Lens Series						Large Diameter Gas Lens Ceramic Cup

* Wear parts part number and sizes are available on pages 70-76

Wear Parts Configuration Tables

SGT 225F Series

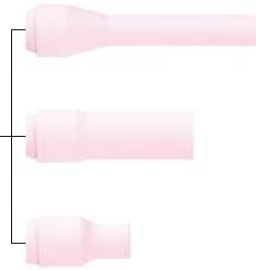
SGT 9/20 head configuration

Standard Series

P598882
Gas Lens
Insulator

P13N Range
Standard Collet

P13N Range
Standard Collet Body



P796F Range
Standard Extra Long
Ceramic Cup

P796F Range
Standard Long Ceramic Cup

P13N Range
Standard Ceramic Cup

Gas Lens Series

P598882
Gas Lens
Insulator

P13N Range
Standard Collet

P45V Range
Gas Lens Body



P53N Range
Gas Lens Ceramic Cup

Large Gas Lens Series

P54N63-20
Gas Lens
Insulator

P13NL Range
Large Diameter
Gas Lens Collet

P45V Range
Large Diameter Gas Lens Body



Large Diameter
Gas Lens Ceramic Cup

Short Gas Lens Series

P598882ES
Short Cup
Insulator

P13NES Range
Short Collet

P45VES Range
Short Gas Lens Body



Short Gas Lens Ceramic

* Wear parts part number and sizes are available on pages 70-76

SGT 24W head configuration

Standard Series

P53N22
Gas Lens
Insulator

P53N Range
Standard Collet

P53N Range
Standard Collet Body



P53N Range
Standard Ceramic Cup

P53N66
Gas Lens
Insulator

P53N Range
Gas Lens Collet

P45V Range
Gas Lens Body



P53N Range
Gas Lens Ceramic Cup

Short Gas Lens Series

P80300311
Short Cup
Insulator

P53N Range
Standard Collet

P45VES Range
Short Gas Lens Body



Short Gas Lens Ceramic

* Wear parts part number and sizes are available on pages 70-76

SGT/SGTCW 17/18/26 head configuration

Standard Series

P18CG
Gas Lens
Insulator

P10N Range
Standard Collet

P10N Range
Standard Collet Body



P10N Range
Standard Long Ceramic Cup

Stubby Series

P18CG20
Gas Lens
Insulator

P10N Range
Stubby Collet

P17CB20
Stubby Collet Body

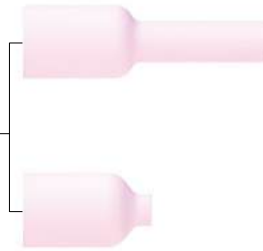


P13N Range
Standard Ceramic Cup

Gas Lens Series

P18CG P54N01 P10N Range
Gas Lens Gas Lens Standard Collet
Insulator Insulator

P45 Range
Gas Lens Body



P54N Range
Long Gas Lens Ceramic Cup

Stubby Gas Lens Series

PSTB80300236
Gas Lens
Insulator

PSTB13N Range
Stubby Collet

PSTB45V Range
Stubby Gas Lens Body



P53N Range
Gas Lens Ceramic Cup

Large Gas Lens Series

P18CG P54N63 P10N Range
Gas Lens Gas Lens Standard Collet
Insulator Insulator


P45V Range
Large Diameter Gas Lens Body



Large Diameter
Gas Lens Ceramic Cup

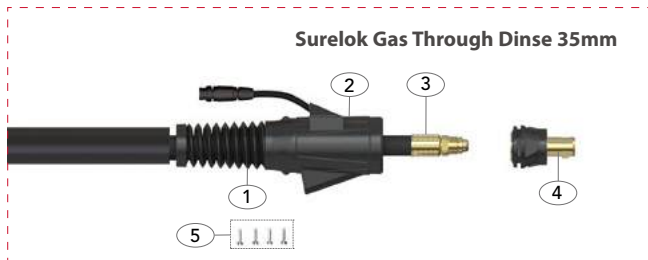
* Wear parts part number and sizes are available on pages 70-76

Air-Cooled Rear-End Spare Parts



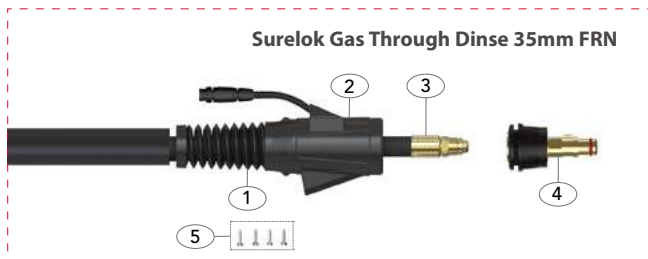
SGT 9/17/125M/A150

Part No.	Description
1	PSLH917-S Cable Support Small
2	PNSLH917-H Surelok Housing Small
3	PSL57Y01AOB Power Cable x 12.5ft Surelok O/B
	PSL57Y03AOB Power Cable x 25ft Surelok O/B
4	PNSL3550 Surelok Body
5	*PNSLOB-1-QGS# Gas Supply Hose O/B
6	PERSP1 Screw Pack




SGT 9/17/125M/A150

Part No.	Description
1	PSLH917-S Cable Support Small
2	PFR-UNSLH917-H Gas Through Surelok Housing Small
3	PSL57Y01AOB Power Cable x 12.5ft Surelok Gas Through O/B
	PSL57Y03AOB Power Cable x 25ft Surelok Gas Through O/B
4	PNSL3550GT Surelok GT Body
5	PERSP1 Screw Pack



SGT 9/17/125M/A150

Part No.	Description
1	PSLH917-S Cable Support Small
2	PFR-UNSLH917-H Gas Through Surelok Housing Small
3	PSL57Y01AOB Power Cable x 12.5ft Surelok Gas Through O/B
	PSL57Y03AOB Power Cable x 25ft Surelok Gas Through O/B
4	PFRSL3550G Gas Through Surelok Body
5	PERSP1 Screw Pack



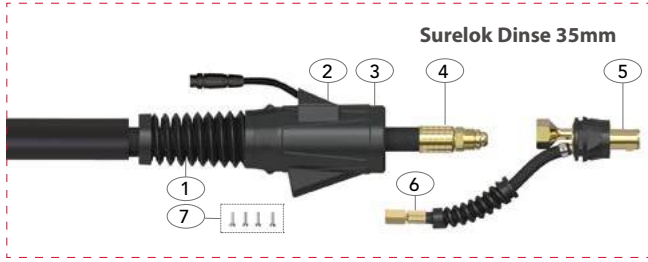
SGT 9/17/125M/A150

Part No.	Description
1	PSLH917-S Cable Support Small
2	PFR-UNSLH917-H Gas Through Surelok Housing Small
3	PSL57Y01AOB Power Cable x 12.5ft Surelok O/B
	PSL57Y03AOB Power Cable x 25ft Surelok O/B
4	PQD# Surelok QD Connector Assembly
5	PERSP1 Screw Pack

*Note: Gas supply hoses are specified by utilizing the part number and a termination suffix from the gas supply hose table on page 52.

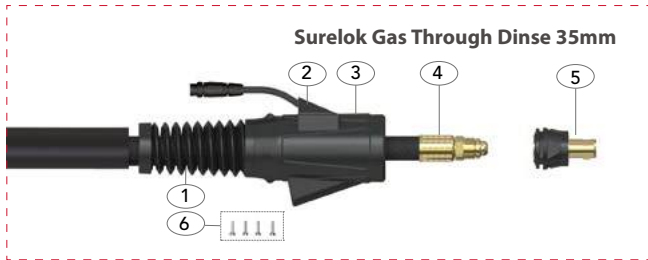
Example: PNSLOB-1-QGS1
Gas supply hose c/w 3/8" BSP fitting

Air-Cooled Rear-End Spare Parts



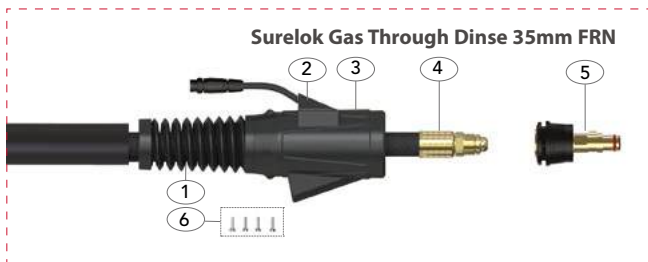
SGT 26/A200

Part No.	Description
1	PSLH26-S Cable Support Large
2	ATSLH26-C Surelok Housing Cover
3	PNSLH26-H Surelok Housing Large
4	PSL46V28AOB Power Cable x 12.5ft Surelok O/B
	PSL46V30AOB Power Cable x 25ft Surelok O/B
5	PNSL3550 Surelok Body
6	*PNSLOB-1-QGS# Gas Supply Hose O/B
7	PERSP1 Screw Pack



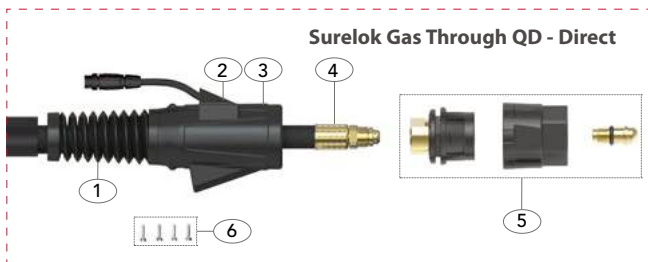
SGT 26/A200

Part No.	Description
1	PSLH26-S Cable Support Large
2	ATSLH26-C Surelok Housing Cover
3	PFR-UNSLH26-H Gas Through Surelok Housing Large
4	PSL46V28AOB Power Cable x 12.5ft Surelok Gas Through O/B
	PSL46V30AOB Power Cable x 25ft Surelok Gas Through O/B
5	PFRSL3550G Gas Through Surelok Body
6	PERSP1 Screw Pack



SGT 26/A200

Part No.	Description
1	PSLH26-S Cable Support Large
2	ATSLH26-C Surelok Housing Cover
3	PFR-UNSLH26-H Gas Through Surelok Housing Large
4	PSL46V28AOB Power Cable x 12.5ft Surelok Gas Through O/B
	PSL46V30AOB Power Cable x 25ft Surelok Gas Through O/B
5	PFRSL3550G Gas Through Surelok Body
6	PERSP1 Screw Pack



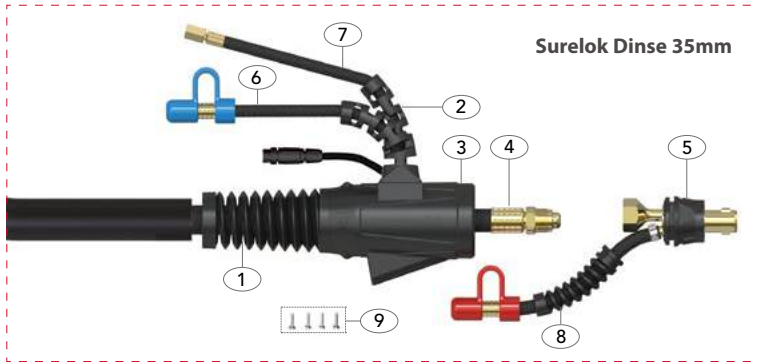
SGT 26/A200

Part No.	Description
1	PSLH26-S Cable Support Large
2	ATSLH26-C Surelok Housing Cover
3	PFR-UNSLH26-H Gas Through Surelok Housing Large
4	PSL46V28AOB Power Cable x 12.5ft Surelok Gas Through O/B
	PSL46V30AOB Power Cable x 25ft Surelok Gas Through O/B
5	PQD# Surelok QD Connector Assembly
6	PERSP1 Screw Pack

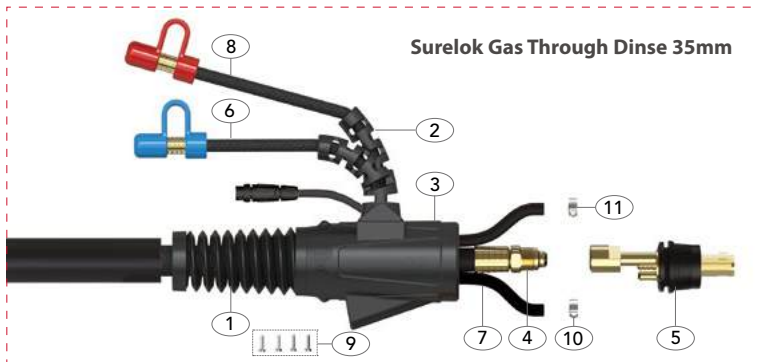
*Note: Gas supply hoses are specified by utilizing the part number and a termination suffix from the gas supply hose table on page 52.

Example: PNSLOB-1-QGS1
Gas supply hose c/w 3/8" BSP fitting

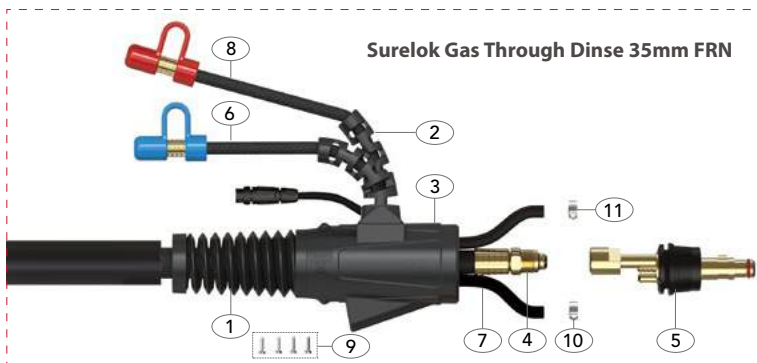
Liquid-Cooled Rear-End Spare Parts



7	*P45V09-QGS#	Gas Hose x 12.5ft PVC
	*P45V10-QGS#	Gas Hose x 25ft PVC
8	*PNSLOB-1-QWR#	Water Return Hose O/B
9	*PERSP1	Screw Pack



8	*PFRSLOB-1-QWR#	Water Return Hose O/B
9	PERSP1	Screw Pack
10	PB5025S	Water/Gas Hose Clamp 8.0mm
11a	PB5041	Water/Gas Hose Clamp 8.7mm (24W/20/20S/250M/225F)
11b	PB5024	Water/Gas Hose Clamp 9.5mm (18/18SC)



8	*PFRSLOB-1-QWR#	Water Return Hose O/B
9	PERSP1	Screw Pack
10	PB5025S	Water/Gas Hose Clamp 8.0mm
11a	PB5041	Water/Gas Hose Clamp 8.7mm (24W/20/20S/250M/225F)
11b	PB5024	Water/Gas Hose Clamp 9.5mm (18/18SC)

*Note: Water feed hoses are specified by utilizing the part number and a termination suffix from the gas supply hose table on page 52.

Example: PN45V07OB-QWF1
Water feed hose c/w quick fit

SGT 24W/20/20S/18/18SC/250M/225F

Part No.	Description
1	PSLH26-S Cable Support Large
2	PSLH1820-S Surelok Housing Support
3	PNSLH26-H Surelok Housing Large
4a	PSL45V03AOB Power Cable x 12.5ft Surelok O/B (24W/20/250M/225F)
	PSL45V04AOB Power Cable x 25ft Surelok O/B (24W/20/250M/225F)
4b	PSL45V03SAOB Power Cable x 12.5ft Surelok O/B (20S)
	PSL45V04SAOB Power Cable x 25ft Surelok O/B (20S)
4c	PSL40V64AOB Power Cable x 12.5ft Surelok O/B (18)
	PSL41V29AOB Power Cable x 25ft Surelok O/B (18)
4d	PSLHD40V64AOB Power Cable x 12.5ft Surelok O/B (18SC)
	PSL41V29AOB Power Cable x 25ft Surelok O/B (18SC)
5	PNSL3550 Surelok Body
6a	*PN45V07OB-QWF# Water Hose x 12.5ft O/B (24W/20/20S/250M/225F)
	*PN45V08OB-QWF# Water Hose x 25Ft O/B (24W/20/20S/250M/225F)
6b	*P45V07OB-QWF# Water Hose x 12.5ft O/B (18/18SC)
	*P45V08OB-QWF# Water Hose x 25Ft O/B (18/18SC)

SGT 24W/20/20S/18/18SC/250M/225F

Part No.	Description
1	PSLH26-S Cable Support Large
2	PSLH1820-S Surelok Housing Support
3	PFR-UNSLH26-H Gas Through Surelok Housing Large
4a	PSL45V03AOB Power Cable x 12.5ft Surelok O/B (24W/20/250M/225F)
	PSL45V04AOB Power Cable x 25ft Surelok O/B (24W/20/250M/225F)
4b	PSL45V03SAOB Power Cable x 12.5ft Surelok O/B (20S)
	PSL45V04SAOB Power Cable x 25ft Surelok O/B (20S)
4c	PSL40V64AOB Power Cable x 12.5ft Surelok O/B (18)
	PSL41V29AOB Power Cable x 25ft Surelok O/B (18)
4d	PSLHD40V64AOB Power Cable x 12.5ft Surelok O/B (18SC)
	PSL41V29AOB Power Cable x 25ft Surelok O/B (18SC)
5	PNSL3550WGT Liquid-Cooled Surelok GT Body
6a	*PN45V07OB-QWF# Water Hose x 12.5ft O/B (24W/20/20S/250M/225F)
	*PN45V08OB-QWF# Water Hose x 25Ft O/B (24W/20/20S/250M/225F)
6b	*P45V07OB-QWF# Water Hose x 12.5ft O/B (18/18SC)
	*P45V08OB-QWF# Water Hose x 25Ft O/B (18/18SC)
7	PFR45V09 Gas Through Gas Hose x 12.5ft PVC
	PFR45V10 Gas Through Gas Hose x 25ft PVC


SGT 24W/20/20S/18/18SC/250M/225F

Part No.	Description
1	PSLH26-S Cable Support Large
2	PSLH1820-S Surelok Housing Support
3	PFR-UNSLH26-H Gas Through Surelok Housing Large
4a	PSL45V03AOB Power Cable x 12.5ft Surelok O/B (24W/20/250M/225F)
	PSL45V04AOB Power Cable x 25ft Surelok O/B (24W/20/250M/225F)
4b	PSL45V03SAOB Power Cable x 12.5ft Surelok O/B (20S)
	PSL45V04SAOB Power Cable x 25ft Surelok O/B (20S)
4c	PSL40V64AOB Power Cable x 12.5ft Surelok O/B (18)
	PSL41V29AOB Power Cable x 25ft Surelok O/B (18)
4d	PSLHD40V64AOB Power Cable x 12.5ft Surelok O/B (18SC)
	PSL41V29AOB Power Cable x 25ft Surelok O/B (18SC)
5	PFRSL3550W Gas Through Surelok Body
6a	*PN45V07OB-QWF# Water Hose x 12.5ft O/B (24W/20/20S/250M/225F)
	*PN45V08OB-QWF# Water Hose x 25Ft O/B (24W/20/20S/250M/225F)
6b	*P45V07OB-QWF# Water Hose x 12.5ft O/B (18/18SC)
	*P45V08OB-QWF# Water Hose x 25Ft O/B (18/18SC)
7	PFR45V09 Gas Through Gas Hose x 12.5ft PVC
	PFR45V10 Gas Through Gas Hose x 25ft PVC



SGT 24W/20/20S/18/18SC/250M/225F

Part No.	Description
1	PSLH26-S Cable Support Large
2	PSLH1820-S Surelok Housing Support
3	PFR-UNSLH26-H Surelok Housing Large
4a	PSL45V03AOB Power Cable x 12.5ft Surelok O/B (24W/20/250M/225F)
	PSL45V04AOB Power Cable x 25ft Surelok O/B (24W/20/250M/225F)
4b	PSL45V03SAOB Power Cable x 12.5ft Surelok O/B (20S)
	PSL45V04SAOB Power Cable x 25ft Surelok O/B (20S)
4c	PSL40V64AOB Power Cable x 12.5ft Surelok O/B (18)
	PSL41V29AOB Power Cable x 25ft Surelok O/B (18)
4d	PSLHD40V64AOB Power Cable x 12.5ft Surelok O/B (18SC)
	PSL41V29AOB Power Cable x 25ft Surelok O/B (18SC)
5	PQD# Surelok QD Connector Assembly
6a	*PN45V07OB-QWF# Water Hose x 12.5ft O/B (24W/20/20S/250M/225F)
	*PN45V08OB-QWF# Water Hose x 25Ft O/B (24W/20/20S/250M/225F)
6b	*P45V07OB-QWF# Water Hose x 12.5ft O/B (18/18SC)
	*P45V08OB-QWF# Water Hose x 25Ft O/B (18/18SC)
7	P45V09-QGS# Gas Hose x 12.5ft PVC
	P45V10-QGS# Gas Hose x 25ft PVC
8	PERSP1 Screw Pack



SGT 24W/20/20S/18/18SC/250M/225F

Part No.	Description
1	PSLH26-S Cable Support Large
2	PSLH1820-S Surelok Housing Support
3	PFR-UNSLH26-H Gas Through Surelok Housing Large
4a	PSL45V03AOB Power Cable x 12.5ft Surelok O/B (24W/20/250M/225F)
	PSL45V04AOB Power Cable x 25ft Surelok O/B (24W/20/250M/225F)
4b	PSL45V03SAOB Power Cable x 12.5ft Surelok O/B (20S)
	PSL45V04SAOB Power Cable x 25ft Surelok O/B (20S)
4c	PSL40V64AOB Power Cable x 12.5ft Surelok O/B (18)
	PSL41V29AOB Power Cable x 25ft Surelok O/B (18)
4d	PSLHD40V64AOB Power Cable x 12.5ft Surelok O/B (18SC)
	PSL41V29AOB Power Cable x 25ft Surelok O/B (18SC)
5	PQD# Surelok QD Connector Assembly
6a	*PN45V07OB-QWF# Water Hose x 12.5ft O/B (24W/20/20S/250M/225F)
	*PN45V08OB-QWF# Water Hose x 25Ft O/B (24W/20/20S/250M/225F)
6b	*P45V07OB-QWF# Water Hose x 12.5ft O/B (18/18SC)
	*P45V08OB-QWF# Water Hose x 25Ft O/B (18/18SC)
7	PFR45V09 Gas Through Gas Hose x 12.5ft PVC
	PFR45V10 Gas Through Gas Hose x 25ft PVC
8	PFRSLOB-1-QWR# Gas Through Water Return Hose O/B
9	PERSP1 Screw Pack
10	PB5025S Water/Gas Hose Clamp 8.0mm
11a	PB5041 Water/Gas Hose Clamp 8.7mm (24W/20/20S/250M/225F)
11b	PB5024 Water/Gas Hose Clamp 9.5mm (18/18SC)

*Note: Water feed hoses are specified by utilizing the part number and a termination suffix from the gas supply hose table on page 52.


Example: PN45V07OB-QWF1
Water feed hose c/w quick fit

Cold-Wire Air-Cooled Rear-End Spare Parts



SGTCW 17 - Cold-Wire

Part No.	Description
1	PSLH917-S Cable Support Small
2	PNSLH917-H Surelok Housing Small
3	PSL57Y01AOB Power Cable x 12.5ft Surelok O/B
4	PNSL3550 Surelok Body and Support
5	*PNSLOB-1-QGS# Gas Supply Hose O/B
6	PCWT-OLS Outer Liner Support Sleeve
7a	PHWB5033-40 Steel Liner x 12.5ft
7b	PHCWB2564-40 PA Liner x 12.5ft
7c	PHCWB2564AL-40 PA Liner x 12.5ft
8	PHWT-BN Wire Feeding Tube Nipple-Back
9	PCW5095 Large Dinse Plug
10	PHWT-GWT Wire Guide Tube
11	PHWT-NI Wire Guide Nipple
12	PHWT-NUT Liner Retaining Nut
13	PBD-80310 Blue Cap Stopper
14	PERSP1 Screw Pack




SGTCW 26 - Cold-Wire

Part No.	Description
1	PSLH26-S Cable Support Large
2	ATSLH26-C Surelok Housing Cover
3	PNSLH26-H Surelok Housing Large
4	PSL46V28AOB Power Cable x 12.5ft Surelok O/B
5	PNSL3550 Surelok Body and Support
6	*PNSLOB-1-QGS# Gas Supply Hose O/B
7	PCWT-OLS Outer Liner Support Sleeve
8a	PHWB5033-40 Steel Liner x 12.5ft
8b	PHCWB2564-40 PA Liner x 12.5ft
8c	PHCWB2564AL-40 PA Liner x 12.5ft
9	PHWT-BN Wire Feeding Tube Nipple-Back
10	PCW5095 Large Dinse Plug
11	PHWT-GWT Wire Guide Tube
12	PHWT-NI Wire Guide Nipple
13	PHWT-NUT Liner Retaining Nut
14	PBD-80310 Blue Cap Stopper
15	PERSP1 Screw Pack

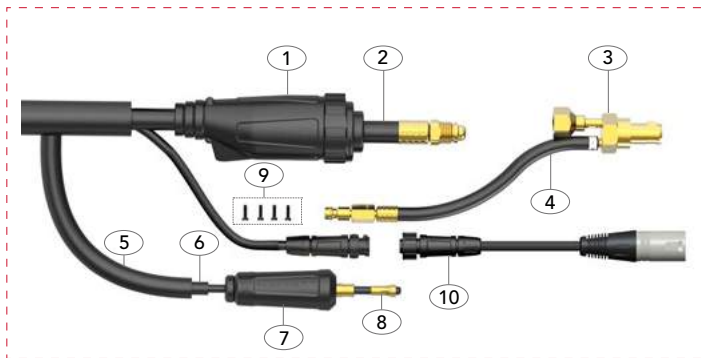
*Note: Gas supply hoses are specified by utilizing the part number and a termination suffix from the gas supply hose table on page 52.

Example: PNSLOB-1-QGS1
Gas supply hose c/w 3/8" BSP fitting



SGTETCW 17 - Cold-Wire

Part No.	Description
1	ML3550H-M MI Surelok Housing
2	PSL57Y01AOB Power Cable x 12.5ft Surelok O/B
3	ML3550-916 Mini Surelok Body 9/16"UNF
4	PCWSLOB-1-QGS4 Gas Supply Hose C/W 8.9mm Quick Fit O/B
5	PCWT-OLS Outer Liner Support Sleeve
6	PB5008M-40 Outer Liner 4mt
7	ETCW1025 Cable Plug Etcw1025 Assembly
8a	PHWB5033-40 Steel Liner x 12.5ft
8b	PHCWB2564-40 Pa Liner x 12.5ft
8c	PHCWB2564AL-40 Pa Liner x 12.5ft
9	PERSP1 Screw Pack
10	PTP25 5 Pin Quick Fit Switch Plug Kit



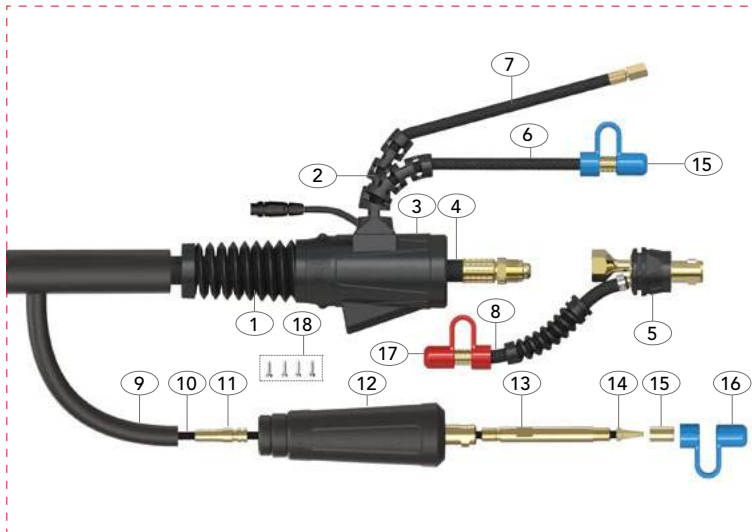
SGTETCW 26 - Cold-Wire

Part No.	Description
1	ML3550H-L MI Surelok Housing
2	PSL46V28AOB Power Cable x 12.5ft Surelok O/B
3	ML3550-916 Mini Surelok Body 9/16"UNF
4	PCWSLOB-1-QGS4 Gas Supply Hose C/W 8.9mm Quick Fit O/B
5	PCWT-OLS Outer Liner Support Sleeve
6	PB5008M-40 Outer Liner 4mt
7	ETCW1025 Cable Plug Etcw1025 Assembly
8a	PHWB5033-40 Steel Liner x 12.5ft
8b	PHCWB2564-40 Pa Liner x 12.5ft
8c	PHCWB2564AL-40 Pa Liner x 12.5ft
9	PERSP1 Screw Pack
10	PTP25 5 Pin Quick Fit Switch Plug Kit

*Note: Gas supply hoses are specified by utilizing the part number and a termination suffix from the gas supply hose table on page 52.

Example: PNSLOB-1-QGS1
Gas supply hose c/w 3/8" BSP fitting

Cold-Wire Liquid-Cooled Rear-End Spare Parts

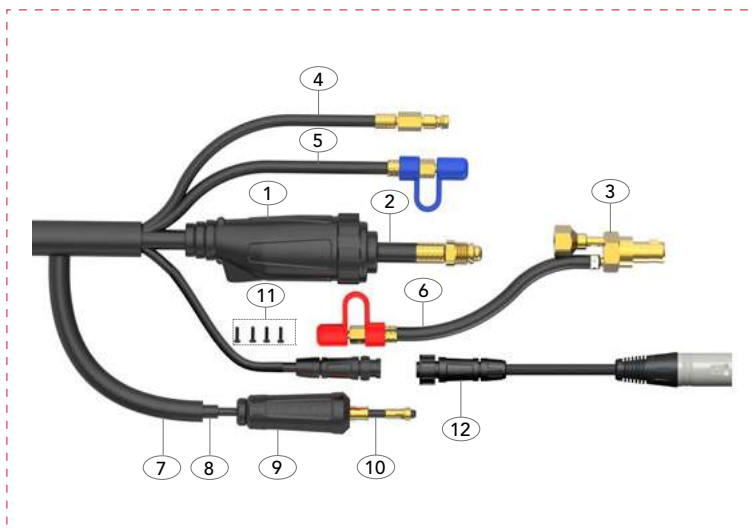


SGTCW 18/18SC - Cold-Wire

Part No.	Description
1	PSLH26-S Cable Support Large
2	PSLH1820-S Surelok Housing Support
3	PNSLH26-H Surelok Housing Large
4a	PSL40V64AOB Power Cable x 12.5ft Surelok O/B (18)
4b	PSLHD40V64AOB Power Cable x 12.5ft Surelok O/B (18SC)
5	PNSL3550 Surelok Body and Support
6	*PN45V07OB-QWF# Water Hose x 12.5ft O/B
7	*P45V09-QGS# Gas Hose x 12.5ft PVC
8	*PNSLOB-1-QWR# Water Return Hose O/B
9	PCWT-OLS Outer Liner Support Sleeve
10a	PHWB5033-40 Steel Liner x 12.5ft
10b	PHCWB2564-40 PA Liner x 12.5ft
10c	PHCWB2564AL-40 PA Liner x 12.5ft
11	PHWT-BN Wire Feeding Tube Nipple-Back
12	PCW5095 Large Dinse Plug
13	PHWT-GWT Wire Guide Tube
14	PHWT-NI Wire Guide Nipple
15	PHWT-NUT Liner Retaining Nut
16	PBD-80310 Blue Cap Stopper
17	PBD-80320 Red Cap Stopper
18	PERSP1 Screw Pack

*Note: Water feed hoses are specified by utilizing the part number and a termination suffix from the gas supply hose table on page 52.

Example: PN45V07OB-QWF1
Water feed hose c/w quick fit

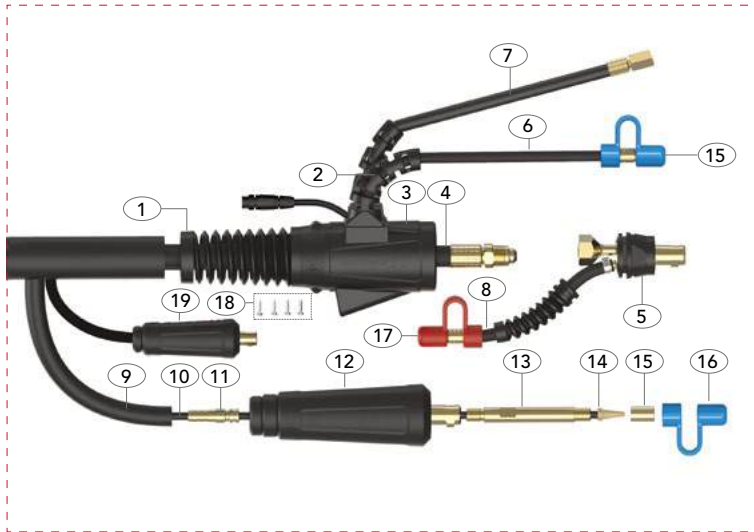


SGTETCW 18/18SC - Cold-Wire

Part No.	Description
1	ML3550H-M MI Surelok Housing
2a	PSL40V64AOB Power Cable x 12.5ft Surelok O/B (18)
2b	PSLHD40V64AOB Power Cable x 12.5ft Surelok O/B (18SC)
3	ML3550-916 Mini Surelok Body 9/16"UNF
4	P45V09-QGS4 Gas Supply Hose 12.5ft C/W 8.9mm Quick Fit PVC
5	PN45V07OB-QWF1 Water Feed 12.5ft C/W 8.9mm Quick Fit O/B
6	PCWSLOB-1-QWR1 Water Return Hose C/W 8.9mm Quick Fit O/B
7	PCWT-OLS Outer Liner Support Sleeve
8	PB5008M-40 Outer Liner 4mt
9	ETCW1025 Cable Plug Etcw1025 Assembly
10a	PHWB5033-40 Steel Liner x 12.5ft
10b	PHCWB2564-40 Pa Liner x 12.5ft
10c	PHCWB2564AL-40 Pa Liner x 12.5ft
11	PERSP1 Screw Pack
12	PTP25 5 Pin Quick Fit Switch Plug Kit

*Note: Water feed hoses are specified by utilizing the part number and a termination suffix from the gas supply hose table on page 52.

Example: PN45V07OB-QWF1
Water feed hose c/w quick fit



SGTHW 18SC - Hot-Wire

Part No.	Description
1	PSLH26-S Cable Support Large
2	PSLH1820-S Surelok Housing Support
3	PNSLH26-H Surelok Housing Large
4	PSLHD40V64AOB Power Cable x 12.5ft Surelok O/B
5	PNSL3550 Surelok Body and Support
6	*PN45V07OB-QWF# Water Hose x 12.5ft O/B
7	*P45V09-QGS# Gas Hose x 12.5ft PVC
8	*PNSLOB-1-QWR# Water Return Hose O/B
9	PCWT-OLS Outer Liner Support Sleeve
10a	PHWB5033-40 Steel Liner x 12.5ft
10b	PHCWB2564-40 PA Liner x 12.5ft
10c	PHCWB2564AL-40 PA Liner x 12.5ft
11	PHWT-BN Wire Feeding Tube Nipple-Back
12	PCW5095 Large Dinse Plug
13	PHWT-GWT Wire Guide Tube
14	PHWT-NI Wire Guide Nipple
15	PHWT-NUT Liner Retaining Nut
16	PBD-80310 Blue Cap Stopper
17	PBD-80320 Red Cap Stopper
18	PERSP1 Screw Pack
19	PCP10-25 Cable Plug Assembly

*Note: Water feed hoses are specified by utilizing the part number and a termination suffix from the gas supply hose table on page 52.

Example: PN45V07OB-QWF1
Water feed hose c/w quick fit



JINAN UNIARC WELDING TECHNOLOGY CO., LTD

13A Zhangjin Comprehensive Bonded Zone
33688, Jing Shi Dong Road
Jinan Area of China (Shandong) Pilot Free Trade Zone
Jinan 250102, P.R. China

Tel: +86 531 88239823

Website: www.parkertorchology.com.cn

Email: info@parkertorchology.com

MPP024 / V.2024.12